

CLEVELAND  
**BROWNS**  
2002 MEDIA GUIDE



YESTERDAY



TODAY



ALWAYS

# SCHEDULE

## 2002 CLEVELAND BROWNS SCHEDULE

### PRESEASON

DATE	OPPONENT	NETWORK	KICKOFF
Saturday, Aug. 10	@ Minnesota Vikings	WKYC-TV	8:00 p.m.
<b>Saturday, Aug. 17</b>	<b>DETROIT LIONS</b>	<b>WKYC-TV</b>	<b>8:00 p.m.</b>
Monday, Aug. 26	@ Green Bay Packers	ABC	8:00 p.m.
<b>Friday, Aug. 30</b>	<b>CAROLINA PANTHERS</b>	<b>WKYC-TV</b>	<b>8:00 p.m.</b>

### REGULAR SEASON

DATE	OPPONENT	NETWORK	KICKOFF
<b>Sunday, Sept. 8</b>	<b>KANSAS CITY CHIEFS</b>	<b>CBS</b>	<b>1:00 p.m.</b>
<b>Sunday, Sept. 15</b>	<b>CINCINNATI BENGALS</b>	<b>CBS</b>	<b>1:00 p.m.</b>
Sunday, Sept. 22	@ Tennessee Titans	CBS	1:00 p.m.
Sunday, Sept. 29	@ Pittsburgh Steelers	CBS	1:00 p.m.
<b>Sunday, Oct. 6</b>	<b>BALTIMORE RAVENS</b>	<b>ESPN</b>	<b>8:30 p.m.</b>
Sunday, Oct. 13	@ Tampa Bay Buccaneers	CBS	4:15 p.m.
<b>Sunday, Oct. 20</b>	<b>HOUSTON TEXANS</b>	<b>CBS</b>	<b>4:05 p.m.</b>
Sunday, Oct. 27	@ New York Jets	CBS	1:00 p.m.
<b>Sunday, Nov. 3</b>	<b>PITTSBURGH STEELERS</b>	<b>CBS</b>	<b>1:00 p.m.</b>
Sunday, Nov. 10	BYE		
Sunday, Nov. 17	@ Cincinnati Bengals	CBS	1:00 p.m.
Sunday, Nov. 24	@ New Orleans Saints	CBS	1:00 p.m.
<b>Sunday, Dec. 1</b>	<b>CAROLINA PANTHERS</b>	<b>FOX</b>	<b>1:00 p.m.</b>
Sunday, Dec. 8	@ Jacksonville Jaguars	CBS	1:00 p.m.
<b>Sunday, Dec. 15</b>	<b>INDIANAPOLIS COLTS</b>	<b>CBS</b>	<b>1:00 p.m.</b>
Sunday, Dec. 22	@ Baltimore Ravens	CBS	4:15 p.m.
<b>Sunday, Dec. 29</b>	<b>ATLANTA FALCONS</b>	<b>FOX</b>	<b>1:00 p.m.</b>

\* All home games are in bold. All times are Eastern. All games are broadcast on WMMS Radio (100.7 FM). Select games are simulcast on WTAM Radio (1100 AM).

### TEAM INFORMATION

**Cleveland Browns Training and Administrative Complex**  
76 Lou Groza Boulevard  
Berea, Ohio 44017  
(440) 891-5000

**Cleveland Browns Stadium**  
1085 West 3rd Street  
Cleveland, Ohio 44114  
(440) 891-5001

**Cleveland Browns Ticket Office**  
1085 West 3rd Street  
Cleveland, Ohio 44114  
(440) 891-5050  
(888) 891-1999 (toll free)

**Team Shop at Gridiron Square**  
(440) 824-3427  
(877) 746-8326 (toll free)

**The Grille at Gridiron Square**  
(440) 824-3436

**Cleveland Browns Stadium Tours**  
(440) 824-3361

**CLEVELAND  
BROWNS  
COM**

# CONTENTS

## TABLE OF CONTENTS

### Organization

Cleveland Browns Staff Directory .....	4
Alfred Lerner .....	8
Carmen A. Policy.....	9
Butch Davis .....	10
Senior Management .....	13
Coaching Staff.....	17
Player Personnel .....	32
College Scouts.....	34
Football Support Staff .....	36
Management .....	39
Staff .....	40
Cleveland Browns Foundation.....	46
Cleveland Browns Hero Fund .....	48
Browns in the Community .....	49

### Players

Veterans .....	52
2002 Draft Picks.....	214
Rookie Free Agents.....	229
Alphabetical Roster.....	233
Numerical Roster .....	235
2002 Transactions .....	237

### 2001 Review

Final NFL Standings .....	240
Results .....	241
Individual and Team Statistics.....	242
Player Participation .....	244
Starting Lineups .....	245
Game-by-Game Offense.....	245
Game-by-Game Defense .....	246
Team Superlatives.....	246
Individual Superlatives.....	247
Game Summaries .....	248

### History

How the Browns Were Named .....	282
Team History .....	283
Browns in the Hall of Fame .....	286
All-League Selections.....	301
Retired Jersey Numbers.....	301
Pro Bowl Selections .....	302

### CLEVELAND BROWNS 2002 MEDIA GUIDE CREDITS

**Editor:** Dan Arthur

**Assistant Editors:** Amy Gretsinger, Ken Mather

**Assistance:** Todd Stewart, Dino Lucarelli, Krystal Welch, Amy Palcic, Rob Reynolds, Ashleigh McHenry

**Layout and Printing:** Herald Printing

**Overall Design Concept:** National Communications Group

**Cover Photography:** Mort Tucker Photography, John H. Reid III

**Photography:** John H. Reid III, Tony Tomsic, Mort Tucker Photography, Cleveland Browns Photography Archives, NFL Photos

# CONTENTS

## TABLE OF CONTENTS

---

All-Time Roster .....	303
All-Time Jersey Numbers.....	313
Browns Head Coaches .....	325
Browns Assistant Coaches.....	325
Browns Draft History .....	327
Browns Drafting by College.....	339
1999 Expansion Draft .....	339
Free Agency.....	340
Plan B Free Agents .....	341
Trade History (1999-2002).....	342
Browns vs. the NFL.....	343
Ranking by Yards .....	352
Overtime Results.....	353
Shutouts.....	355
Browns on Primetime.....	356

### Year-by-Year

---

Preseason Results.....	358
Regular Season Results .....	361
Year-by-Year Results .....	412
Playoff Results.....	413
All-Time Attendance .....	414

### Records

---

Career Top 10 .....	416
Top 10 Seasons .....	418
Top 10 Game Performances.....	420
Longest Plays .....	422
Individual Records .....	424
Team Records .....	437
Team Playoff Records.....	451
Individual Career Playoff Records .....	456
Individual Single-Game Playoff Records .....	459
Rookie Records .....	462
Opponents' Single-Game Records .....	466
Seasonal Leaders .....	469
100-Yard Rushing Games.....	478
300-Yard Passing Games.....	482
100-Yard Receiving Games .....	484
The Last Time .....	488

### Extra Points

---

Cleveland Browns Stadium .....	490
Training and Administrative Complex .....	493
Local Television.....	494
Radio Network.....	495
Browns Backers Worldwide.....	497
NFL Preseason Schedule .....	498
NFL Schedule by Date .....	500
NFL Schedule by Team.....	507
NFL National TV Schedule .....	519
NFL Primetime and Postseason Schedules .....	521
2002-2003 NFL Calendar.....	522
Media Guidelines .....	523



# ORGANIZATION

## STAFF DIRECTORY

---

### Ownership & Executive Management

---

Alfred Lerner	Owner and Chairman
Carmen A. Policy	President and Chief Executive Officer

### Senior Management

---

Butch Davis	Head Coach
Kofi Bonner	Executive Vice President, Business Operations & Chief Administrative Officer
Douglas C. Jacobs	Executive Vice President, Finance
Lewis C. Merletti	Executive Vice President, Stadium & Security
Bill Hampton Jr.	Vice President, Operations
Lal Heneghan	Vice President, Assistant Director of Football Operations & General Counsel
Bruce Popko Jr.	Vice President, Marketing & Development

### Coaching Staff

---

Bruce Arians	Offensive Coordinator
Foge Fazio	Defensive Coordinator
Jerry Rosburg	Special Teams Coordinator
Phillip Banko	Defensive Assistant
Todd Bowles	Defensive Nickel Package
Keith Butler	Linebackers Coach
Steve Hagen	Tight Ends Coach
Ray Hamilton	Defensive Line Coach
Todd McNair	Running Backs Coach
Buddy Morris	Head Strength and Conditioning Coach
Chuck Pagano	Defensive Backs Coach
Rob Phillips	Assistant Strength and Conditioning Coach
Terry Robiskie	Wide Receivers Coach
Carl Smith	Quarterbacks Coach
Mike Sullivan	Offensive Assistant
Larry Zierlein	Offensive Line Coach

### Player Personnel

---

Pete Garcia	Director, Football Development
Phil Neri	Director, College Personnel
Jeremy Green	Coordinator, Pro Personnel
Steve Sabo	Coordinator, Pro Personnel

### College Scouts

---

Ken Moll	Regional Scout
Kevin Kelly	College Area Scout
Doug Kretz	College Area Scout
Russ Lande	College Area Scout - Blesto
Robert Morris	College Area Scout
George Streeter	College Area Scout

### Football Support Staff

---

Jerry Butler	Director, Player Programs
Mike Colello	Head Athletic Trainer

**Football Support Staff *continued***

Patrick Dolan	Video Director
Robert A. Monica	Head Equipment Manager
Todd Stewart	Executive Director, Publicity/Media Relations
John A. Bergfeld, M.D.	Team Physician, Cleveland Clinic Sports Health
Robert Dimeff, M.D.	Team Physician, Cleveland Clinic Sports Health

**Management**

Dan Arthur	Director, New Media
Meredith Camp	Director, Events and Special Projects
Mitch Doremus	Director, Scoreboard Operations
Diane Downing	Director, Stadium Operations
Gordon Foust	Director, Information Technology
Ken Louard	Director, Business Operations
Carl Meyer	Director, Security Operations
Brett Reynolds	Director, Marketing & Sales
Joe Ricciuti	Director, Premium Seating
Laurie Rice	Controller
John Schulze	Director, Ticket Operations
Jackie Skalba	Director, Human Resources
Judge George White	Director, Cleveland Browns Foundation
Renee Zidan	Director, Community Relations

**Staff**

Michael Akers	Equipment Assistant
Keith Anderson	Video Assistant
Todd Argust	Manager, Stadium Operations
Karla Arsena	Coordinator, Marketing Communications and Youth Programs
Bill Baron	Manager, Custodial Services
Obie Bender	Player Programs Consultant
Ross Benjamin	Manager, Stadium Security
Melvin Blake	Coordinator, Customer Relations
Nathan Boudreaux	Coordinator, Publicity/Media Relations
Sam Brown	Security Officer
Eric Buckman	Assistant Athletic Trainer
Cheryl Cannon	Administrative Assistant to the Coaching Staff
Monica Cianchetti	Executive Assistant to the Vice President, Assistant Director of Football Operations & General Counsel
Joe Cockburn	Security Officer
Hannah Cornett	Coordinator, Information Technology
Anthony Dick	Assistant Groundskeeper
Linda Dienes	Receptionist to Berea Training Facility
Faye Donovan	Executive Assistant to President & Chief Executive Officer
Carla Farison	Coordinator, Operations
Jason Farrell	Security Officer
Mitch Fink	Senior Manager, Sales
Amy Gretsinger	Manager, New Media
Amy Gulich	Administrative Assistant to Stadium Operations

# ORGANIZATION

## STAFF DIRECTORY

---


### Staff continued

Dan Habinek	Coordinator, Customer Relations
Stella Harhay	Executive Assistant, Pro Personnel
Brandon Hipp	Coordinator, Facilities
Greg Hipp	Manager, Berea Facilities
Jamir Howerton	Assistant Director, Player Programs
Zac Jackson	Editor/Writer, ClevelandBrowns.com
Monée Kidd	Manager, Cleveland Browns Foundation
Ted Kozak	Pro Scouting Administrator
Chris Kurman	Assistant Equipment Manager
Marty Lauzon	Assistant Athletic Trainer
Rich Long	College Scouting Administrator
Dino Lucarelli	Manager, Alumni Relations
Trip MacCracken	Salary Cap Administrator
Sue Majewski	Payroll Administrator
Bob Markowitz	Coordinator, Operations
Ken Mather	Manager, Publicity/Media Relations
Kathy Mathis	Security Specialist
Marcia Maus	Executive Assistant to the Director of Ticket Operations
Carol Meier	Receptionist to Berea Training Facility
Karen Meier	Coordinator, Customer Relations
Jolene Miller	Coordinator, Accounts Payable
Michael Mirwald	Manager, Stadium Facilities
Angel "Moe" Morales	Manager, Team Security
Erica Muhleman	Manager, Marketing Services
Michelle Musarra	Executive Assistant to the Executive Vice President, Finance
Lorne Novick	Finance & Legal Associate
Rick Orrico	Manager, Stadium Operations
Amy Palcic	Coordinator, Publicity/Media Relations
Geri Pastor	Administrative Assistant to Alumni Relations
Neal Pate	Assistant Head Groundskeeper
Jeff Patton	Network Administrator
Mike Patton	Senior Manager, Customer Relations
Eric Penix	Coordinator, Multimedia
Chris Powell	Head Groundskeeper
Erika Ralph	Executive Assistant to the Executive Vice President, Business Operations & Chief Administrative Officer
Julie Ann Reeder	Manager, Events
John Reid	Team Photographer
Joe N. Ricciuti	Assistant Groundskeeper
Jad Richa	Coordinator, Business and Operations
Brendan Rowe	Manager, Operations
Ken Rundle	Manager, Berea Security
Jeanne Sgro	Manager, Ticket Operations
Catherine Slezak	Executive Assistant to Vice President, Operations
Molly Smith	Coordinator, Browns Backers
Kelly Solomon	Coordinator, Suite Services



*Staff continued*

Scott Springer	Assistant Groundskeeper
Matt Srodek	Coordinator, Utilities
Terry Steirer	Assistant Controller
Emily Stine	Coordinator, Cleveland Browns Foundation
Chetan Tanna	Senior Manager, Information Technology
Mark Thewes	Coordinator, Marketing Services
Krystal Thomas	Coordinator, Premium Seating
John Tironi	Manager, Ticket Operations
Jennifer Torrez	Senior Manager, Marketing Services
Mary Beth Urban	Coordinator, Events and Special Projects
Joe VanDetta	Video Assistant
Zak Vranesevic	Coordinator, Mailroom
Jeff Wallo	Assistant Video Director
John Watt	Assistant Groundskeeper
Krystal Welch	Manager, New Media
Jenner Wise	Coordinator, Community Relations
Andrea Wymer	Executive Assistant, Marketing



THE GRILLE • TEAM SHOP • HALL OF FAME

**The Grille at Gridiron Square**

- Open to the public 7 days a week opening at 11:00 a.m.
- A full sports bar menu will be available every day, all day.
- Happy Hour will run 7 days a week from 3:00-7:00 p.m. with \$1.00 off all alcoholic beverages. This promises to be the best happy hour in town!
- There is free parking and popcorn for all patrons.

**Make This Your Place To:**

- Have lunch or dinner.
- Entertain clients, friends, co-workers and family members.
- Watch your favorite sporting events on one of the 21 TVs (including a large screen and four plasma screens).
- Visit the Team Shop, Hall of Fame and Grille in a relaxed and casual setting.

**Lunch Tour Packages Also Available**

For more information on the lunch tour package and group tours, contact 440-824-3361.



**ALFRED LERNER**  
**OWNER AND CHAIRMAN**

The National Football League awarded the Cleveland franchise to Alfred Lerner on Sept. 8, 1998, with the formal transfer of ownership from the Browns Trust to Lerner and Carmen A. Policy occurring on Oct. 23, 1998.

“We consider the ownership of the Cleveland Browns to represent a very serious responsibility. We will work very hard to make the people of Cleveland and Northern Ohio proud of their football team,” said Lerner.

Lerner is currently chairman and chief executive officer of MBNA Corporation (NYSE), the largest independent bank lender through credit cards in the United States, with more than 20,000 employees worldwide including 2,000 in the greater Cleveland area. He is chairman and chief executive officer of Town and Country Trust (NYSE; 17,000 residential apartments). He serves as chairman of the Browns and is also chairman of the NFL Finance Committee, which is one of the most important and influential committees in the League.

In 2001, President George W. Bush appointed Lerner to the President’s Foreign Intelligence Advisory Board (PFIAB). The PFIAB provides advice to the President concerning the quality and adequacy of intelligence collection, of analysis and estimates, of counterintelligence, and of other intelligence activities. The PFIAB, through its Intelligence Oversight Board, also advises the President on the legality of foreign intelligence activities. The PFIAB currently has 15 members selected from among distinguished citizens outside the government who are qualified on the basis of achievement, experience and independence.

Lerner is well known for his generous contributions to and leadership in Cleveland’s healthcare and educational communities as well as for his numerous charitable actions that have made a major impact throughout Cleveland. Lerner and his family recently donated \$100 million to the Cleveland Clinic Foundation to support its school of medicine for medical research that will be operating in conjunction with Case Western Reserve University. Lerner serves as president and trustee of the Cleveland Clinic Foundation where the Lerner Research Institute is working on new treatments for cancer, coronary artery disease and AIDS. At University Hospitals, where his wife, Norma, is a trustee, there is also the Lerner Tower, a 210-bed state-of-the-art hospital building.

Lerner, who served in the U.S. Marine Corps from 1955-57 (achieving the rank of 1st LT.), is vice chairman and trustee of Columbia University and also is a trustee at Case Western Reserve University and New York Presbyterian Hospital and is a director of the Marine Corps Law Enforcement Association. Norma Lerner is a trustee of the Musical Arts Association (which supports the Cleveland Orchestra).

Lerner was born in Brooklyn, N.Y., graduated from Brooklyn Technical High School in 1951 and obtained a B.A. from Columbia College in 1955. He and his wife, the former Norma Wolkoff, reside in Shaker Heights. They have two children and seven grandchildren.



## CARMEN A. POLICY

PRESIDENT AND  
CHIEF EXECUTIVE OFFICER



Carmen A. Policy is president and chief executive officer of the Cleveland Browns. He and Chairman and Owner Alfred Lerner were responsible for creating a football and front office organization for an expansion team, which has a rich history and legacy. Lerner named Policy a 10 percent equity partner upon being awarded the franchise on Sept. 8, 1998. Formal transfer of ownership from the Browns Trust to Lerner and Policy occurred on Oct. 23, 1998.

Policy earned a reputation as one of the preeminent executives in professional sports during eight years as president and chief executive officer of the San Francisco 49ers. Both *The Sporting News* and *Pro Football Weekly* named him NFL Executive of the Year in 1994, the latter award having been determined by a vote of NFL owners and executives. *The Sporting News* and *GQ Magazine* have also named him as one of the most influential people in professional sports.

Known for his swift, decisive style, rapid grasp of complex issues and adept problem solving abilities, Policy played a role in all five of the 49ers' Super Bowl winning teams and helped shape the course for a 49ers organization that became widely viewed as the hallmark sports franchise of the 1980s and '90s.

While practicing law in Northeastern Ohio, Policy served the 49ers front office in 1983 as vice president and general counsel. Upon becoming executive vice president in 1989, he took on added responsibility for the team's front-office activities and represented the 49ers on league matters. He became president and chief executive officer in 1991, at which time he moved to the San Francisco Bay area.

One of Policy's biggest challenges came during and immediately after the 1993 season, when he was given a mandate to build and maintain a championship team. Creatively applying the NFL's new salary cap rules, he helped retain key veterans and signed top-quality free agents and draft picks to create a team that responded by winning Super Bowl XXIX (1994 season). The 49ers remained Super Bowl contenders for the four years following Super Bowl XXIX.

Policy is currently a member of the newly formed NFL Business Ventures Committee, which deals directly with the business and for-profit activities of the NFL. He previously served as a member of the NFL Finance Committee and the Committee on Opportunities and Challenges.

An ardent believer in public service, Policy is on the Board of Directors of the Cleveland Clinic Foundation. He expects to maintain a high level of civic and charitable involvement in Cleveland similar to what he did in San Francisco. Those efforts earned him numerous honors, including the prestigious Silver Cable Car Award from the San Francisco Convention and Visitors Bureau for contributions to the development of the city's business community. He also received The Mayor's Fiscal Advisory Committee Award in recognition of his managerial experience. He presently serves on several boards of local charities in Northeastern Ohio, including the Achievement Center for Children.

Policy graduated from Youngstown Ursuline High and is a 1963 graduate of Youngstown State University, which honored him as Alumnus of the Year in 1997. He earned his Juris Doctorate Degree from Georgetown University Law Center in 1966, where he presently serves on the Law Center's Board of Visitors. While he was practicing law, he was listed in all of the existing editions of the highly respected publication, *The Best Lawyers in America*. Inclusion in the publication is a significant honor since it is based on peer evaluation.

Policy has five children: James (a pediatric-orthopedic surgeon); Daniel (an attorney); Edward (an attorney); Kerry Rae (an MBA graduate); and Kathleen (an attorney).

Policy is married to the former Gail Moretti. They make their home in Cleveland.



## BUTCH DAVIS

### HEAD COACH

YEAR WITH BROWNS: 2nd

YEAR IN NFL: 8th

In his first season as head coach of the Browns, Butch Davis led the young Browns to an impressive 7-9 record and a tie for third place in the AFC Central Division. Cleveland posted a 5-5 mark in its division and claimed wins over three division opponents – Baltimore (two wins), Jacksonville and Tennessee – it had not defeated since the franchise's return in 1999.

The team made significant strides in 2001 under Davis' guidance. The Browns boasted the league's most opportunistic defense as Cleveland led the NFL in takeaways with 42, including a league-high and team-record 33 interceptions. The Browns defense also scored 32 points (4 interception returns, 1 fumble return, 1 safety). The team's up-and-coming offense showed a dramatic increase in virtually every major offensive category compared to the previous two seasons: scoring average per game (17.8 in 2001, 10.1 in 2000, 13.6 in 1999), net yards passing average per game (175.1, 152.8, 163.3), net yards rushing average per game (84.4, 67.8, 71.9), total net yards average per game (259.5, 220.6, 235.1) and time of possession average per game (28:16, 25:59, 23:38).

Highly regarded for his background and expertise on defense, Davis has placed equal emphasis on offense and defense in building the current Browns roster. In Davis' first offseason in Cleveland, the Browns signed six unrestricted free agents on offense and three unrestricted free agents on defense. Through the 2001 NFL Draft, the Browns acquired four players on offense and three players on defense, including first-round pick DT Gerard Warren. In 2002, the Browns signed six free agents – three on offense and three on defense. The Browns selected five players on offense and three players on defense, including first-round pick RB William Green, in the 2002 NFL Draft.

The 50-year-old Davis was named the 10th full-time head coach in franchise history on Jan. 30, 2001. His 29-year coaching resume includes seven seasons in the NFL and 16 seasons at the major college level. He spent the previous six seasons as head coach at the University of Miami (Fla.) and capped his overwhelmingly successful tenure by leading the Hurricanes to an 11-1 record and No. 2 consensus national ranking in 2000. Miami's 2001 team, which featured Davis' former players and recruits as well as many of his former assistant coaches, posted a perfect 12-0 record and claimed the National Championship.

Davis accepted the head coaching position at Miami in 1995 and rebuilt the Hurricanes program back to college football's elite status. Davis inherited a Miami program following NCAA sanctions that severely reduced the number of available scholarships during his first three years. Under his six years of guidance, Miami totaled a 51-20 record, including a combined mark of 5-0 in preseason and post-season action (4-0 in bowl games and 1-0 in preseason action with a 23-12 victory over Ohio State in the 1999 Kickoff Classic). Davis' teams were nationally ranked five times and captured three Big East titles. The 2000 Hurricanes ranked second in the nation in scoring (42.6 points per game), fifth in total offense (460.8 yards per game), fifth in scoring defense (15.5 points per game), eighth in passing defense (220.6 yards per game) and capped their season by defeating SEC Champion Florida 37-20 in the 2001 Nokia Sugar Bowl.

Prior to joining the Hurricanes, Davis coached six seasons (1989-94) with the Dallas Cowboys including the final two as the club's defensive coordinator. Davis helped Dallas post one of the most spectacular turnarounds in sports history as the Cowboys went from a 1-15 season in 1989 to consecutive Super Bowl championships in 1992 and 1993. Davis was defensive line coach in the Cowboys' 52-17 win over Buffalo in Super Bowl XXVII and served as defensive coordinator in the Cowboys' 30-13 win over Buffalo in Super Bowl XXVIII. As defensive line coach in 1992, Davis helped the Cowboys rank first

**BUTCH DAVIS** *continued*

in the NFL in rushing defense (77.8 yards per game). Davis' 1993 defensive squad helped the Cowboys capture their second consecutive Super Bowl, set a club record by allowing just 21 total touchdowns in 16 games and allowed one offensive touchdown or less in 12 of 16 games. He was also defensive coordinator during Barry Switzer's first season as head coach and helped Dallas reach the NFC Championship Game where eventual Super Bowl champion San Francisco denied their bid for a three-peat. Davis' 1994 Cowboys defense ranked first in the NFL in total defense (269.6 yards per game), first in pass defense (172.0 yards per game), third in scoring defense (15.5 points per game), 10th in rushing defense (97.6 yards per game) and had three Pro Bowl starters: defensive end Charles Haley, defensive tackle Leon Lett and defensive back Darren Woodson. The three defensive starters were the most for the Cowboys since 1983.

Davis accepted the head coaching position at Miami in 1995 and helped the Hurricanes earn a share of the Big East Conference Championship by winning seven straight games to close the season. The Hurricanes would have received an invitation to a BCS bowl game following the 1995 season, however, Miami declined the invitation due to NCAA sanctions previously approved by university officials for violations prior to Davis' arrival in South Florida. Davis again led Miami to a share of the Big East title in 1996 and catapulted the Hurricanes to a top 20 ranking and their first bowl victory in five years with a 31-21 win over Virginia in the Carquest Bowl. He led Miami to a 46-23 win over North Carolina State in the 1998 Micron PC Bowl. Davis' 1999 squad began the year with a 23-12 victory over Ohio State in the Kickoff Classic and capped the season with a 28-13 victory over Georgia Tech in the Toyota Gator Bowl, the Hurricanes' first New Year's Day bowl game under Davis. In Davis' last season in Miami (2000), the Hurricanes posted an 11-1 mark, including a 37-20 victory over Florida in the Nokia Sugar Bowl. Miami surpassed the national graduation rate for its football players every year under Davis while receiving recognition from the American Football Coaches Association for exceeding a 70% graduation rate among its football student athletes.

Davis spent five seasons as the defensive line coach for the University of Miami (Fla.) from 1984-88 and helped guide the Hurricanes to the 1987 National Championship. During his first stint at Miami, Davis coached a defensive line corps that sent 15 linemen to the NFL including All-America selections Bill Hawkins, Cortez Kennedy, Russell Maryland, Daniel Stubbs and the late Jerome Brown. Davis' line was a key part of the Miami defense that finished second in the nation in both scoring defense (9.7 points per game) and total defense (242.0 yards per game) in 1988. The 1986 Hurricanes set a school record with 49 sacks, broke the mark with 50 in 1988, and held opposing rushers to fewer than 2.3 yards per carry in 1987 and 1988.

Davis entered the collegiate coaching ranks on the offensive side of the ball as an assistant on Jimmy Johnson's Oklahoma State University teams from 1979-83. At Oklahoma State, Davis coached receivers and tight ends while also serving as recruiting coordinator. Prior to joining Oklahoma State, Davis was head coach at Rogers High School in Tulsa, Okla., in 1978 after spending time as an assistant at two high schools in Oklahoma and one in Arkansas where he taught biology, life science, anatomy and physiology. Davis played defensive end for the University of Arkansas under Head Coach Frank Broyles and earned his bachelor's degree in biology and life science in 1974.

Born Paul Hilton Davis in Tahlequah, Okla., on Nov. 17, 1951, Davis and his wife, the former Tammy Townsend of Tulsa, Okla., have a son, Andrew, 9.

**DAVIS' RECORD WITH THE CLEVELAND BROWNS**

Year	W	L	T	Pct.	PF	PA	Finish
2001	7	9	0	.438	285	319	T - 3rd AFC Central
Totals	7	9	0	.438	285	319	

# ORGANIZATION

## SENIOR MANAGEMENT

**BUTCH DAVIS** *continued*

### DAVIS' RECORD AT THE UNIVERSITY OF MIAMI

Year	W	L	T	Pct.	ESPN/ USA Today	AP	Honors
1995	8	3	0	.730	NR	20th	Share of Big East Title
1996	9	3	0	.750	14th	14th	Share of Big East Title; 31-21 Carquest Bowl win over Virginia
1997	5	6	0	.450	NR	NR	
1998	9	3	0	.750	21st	20th	46-23 Micron PC Bowl over North Carolina State
1999	9	4	0	.690	15th	15th	28-13 Gator Bowl win over Georgia Tech
2000	11	1	0	.920	2nd	2nd	Big East Title; 37-20 Sugar Bowl win over Florida
Totals	51	20	0	.720	--	--	3 Big East Titles (1 outright, 2 shared); 4-0 record in bowl games

### DAVIS' COACHING BACKGROUND

1973	Fayetteville (Ark.) High School, assistant coach
1974-75	Pawhuska (Okla.) High School, assistant coach
1976-77	Sand Springs (Okla.) High School, assistant coach
1978	Tulsa Rogers (Okla.) High School, head coach
1979-83	Oklahoma State University, assistant coach
1984-88	University of Miami (Fla.), assistant coach
1989-92	Dallas Cowboys, assistant coach
1993-94	Dallas Cowboys, defensive coordinator
1995-2000	University of Miami (Fla.), head coach
2001-02	Cleveland Browns, head coach

### HURRICANES SELECTED IN THE FIRST ROUND OF THE NFL DRAFT (1996-2002)

Year	Pick	Player	Position	Team
1996	26	Ray Lewis	LB	Baltimore Ravens
1997	15	Yatil Green	WR	Miami Dolphins
1997	17	Kenard Lang	DE	Washington Redskins
1997	18	Kenny Holmes	DE	Tennessee Titans
1998	10	Duane Starks	CB	Baltimore Ravens
1999	4	Edgerrin James	RB	Indianapolis Colts
2000	14	Daniel "Bubba" Franks	TE	Green Bay Packers
2001	11	Dan Morgan	LB	Carolina Panthers
2001	12	Damione Lewis	DT	St. Louis Rams
2001	16	Santana Moss	WR	New York Jets
2001	30	Reggie Wayne	WR	Indianapolis Colts
2002	7	Bryant McKinnie	T	Minnesota Vikings
2002	14	Jeremy Shockey	TE	New York Giants
2002	17	Phillip Buchanon	CB	Oakland Raiders
2002	24	Edward Reed	S	Baltimore Ravens
2002	27	Mike Rumph	CB	San Francisco 49ers

\* 43 former Miami Hurricanes were selected in the NFL Draft from 1996-2002.

## **KOFI BONNER**

**EXECUTIVE VICE PRESIDENT,  
BUSINESS OPERATIONS &  
CHIEF ADMINISTRATIVE OFFICER**



Kofi Bonner is responsible for all business affairs of the team, including organizational and administrative items, as well as new business development. He also oversees marketing, business operations, community and governmental affairs. Bonner was the lead person during the construction of, and is now responsible for, the management and operations of the new Cleveland Browns Stadium.

Bonner brings to the task a strong economic development background from his years in a series of key government positions in the San Francisco Bay area. Prior to joining the Browns in October 1998, Bonner was the chief economic policy advisor for the City and County of San Francisco, reporting directly to Mayor Willie Brown. As the area's most senior economic development official, Bonner was responsible for the economic growth and redevelopment of San Francisco neighborhoods and directed planning for the city's proposed \$525 million stadium-mall complex. He also led business attraction and retention efforts, industry growth strategies, military base reuse activities and complex real estate negotiations.

Bonner previously served as interim city manager of the City of Oakland, California; director of Oakland's Community Economic Development Agency; and deputy executive director for program and project management of the San Francisco Redevelopment Agency. In these capacities he either directly or indirectly was responsible for the strategic planning, organization and direction of various city departments, including the Planning department, the Building department, the Port of Oakland, and the Port of San Francisco.

Bonner, 46, was born and raised in Ghana. He received a bachelor of science degree with honors from the University of Science and Technology in Ghana. He holds two masters degrees in city planning and architecture from the University of California at Berkeley, where he recently taught.

Currently in Cleveland, Bonner serves on the boards of the Downtown Cleveland Development Partnership, the American Red Cross Blood Services, the Rock and Roll Hall of Fame, the Greater Cleveland Sports Commission, and the Visiting Committee of the Maxine Goodman Levin College of Urban Affairs at Cleveland State University.

Bonner and his wife, Gladys E. Moore, have three children, Noelle, 14, Afia, 12, and Kofi, 7.

## **DOUGLAS C. JACOBS**

**EXECUTIVE VICE PRESIDENT, FINANCE**



Douglas C. Jacobs is responsible for all financial, tax, budgeting, and treasury matters for the team's football and stadium operations.

Prior to joining the Browns in 1999, Jacobs' most recent position was executive vice president of Gucci Timepieces after serving as Cleveland office managing partner during a 33-year career with Arthur Andersen LLP.

Jacobs, after serving two years as an officer in the U.S. Navy, began his career with Arthur Andersen in the Cleveland office in 1963 and was admitted to partnership in 1972. He became managing partner

## ORGANIZATION

### SENIOR MANAGEMENT

#### DOUGLAS C. JACOBS *continued*

in 1977 and served in that capacity until relocating to the southern California office, where he was managing partner from 1978 until his retirement from the firm in 1996.

An active leader in civic and professional affairs, Jacobs formerly served as president of Junior Achievement of Greater Cleveland, Inc., and as a councilman in Kirtland, Ohio. In southern California, he served as chairman of Pacific Legal Foundation; president of Big Brothers/Big Sisters of Orange County; vice chairman-finance of the Orange County Performing Arts Center and treasurer of the Bowers Museum Foundation.

He serves on the Board of Directors of Standard Pacific Corporation, a national residential home builder in southern California and is a member of the Board of Directors of Make-A-Wish Foundation of Greater Ohio and Kentucky.

Jacobs, a certified public accountant, holds an MBA from Case Western Reserve University and a B.S. degree from Miami (Ohio) University. Jacobs and his wife, Georgia, reside in Moreland Hills, Ohio. The couple has three sons. Doug Jacobs II is a computer design specialist in southern California; Brett Jacobs is a computer programmer for Juniper Financial in Wilmington Delaware; and Greg Jacobs is a professional baseball player in southern California.



### LEWIS C. MERLETTI

#### EXECUTIVE VICE PRESIDENT, STADIUM AND SECURITY

Lewis C. Merletti is responsible for all stadium operations and directing the design and deployment of security for the entire Cleveland Browns operation, including the owners, coaches, players, Cleveland Browns Stadium, and the team's Berea training facility and offices.

A 25-year veteran of the United States Secret Service, Merletti served as the agency's 19th director immediately prior to joining the Browns organization. Before becoming director, Merletti served as assistant director in the Office of Training, where he was responsible for the curriculum, methodology, and content of training for all Secret Service employees. He served in the Presidential Protective Division under three Presidents, Reagan, Bush and Clinton, and as special agent in charge of presidential protection during the Clinton Administration, was ultimately responsible for the physical security of the President and First Family. Merletti has also held supervisory positions in the New York Field Office, the Baltimore Office and the Liaison Division and Office of Inspection at the United States Secret Service headquarters in Washington, D.C. He joined the agency in 1974 as a special agent assigned to the Philadelphia Field Office.

Merletti has extensive experience with complex criminal investigations, major task force operations, and Secret Service counter-terrorist operations. He testified before Congress on many occasions, and also briefed the President, other top government officials, and world leaders, on a regular basis regarding security as it relates to worldwide situations. He has supervised security arrangements for the visit of the President and First Family to hostile environments such as the DMZ; Cartajena, Colombia; Saudi Arabia during Operation Desert Shield; Egypt, Israel, Jordan, Syria, Kuwait, and Bosnia-Herzegovina.

Merletti received numerous commendations and awards for outstanding performance during his government career, including three Secret Service Special Achievement Awards, and the 1997 Rank of Distinguished Executive in the Senior Executive Service. In 2000, the Secret Service dedicated the largest building at their training facility as the Lewis C. Merletti Classroom for the Office of Training.

Since retirement, Merletti has received the following awards: the 1999 Distinguished Alumnus Award of the McNulty College and Graduate School of Liberal Arts at Duquesne University; the 1999 Distinguished Service Award from the Marine Corp Law Enforcement Foundation; and the 2001 Lex et



**LEWIS C. MERLETTI** *continued*

Justitia Award from Marquette University for Outstanding Service to Our Country and Dedication to Truth and Justice.

Merletti served three years in the United States Army, including a tour of duty with the 5th Special Forces Group in Vietnam. Among the citations he earned were the Bronze Star, Good Conduct Medal, Combat Medical Badge, and Parachute Jump Wings. Merletti, 53, holds a B.A. degree in political science from Duquesne University in Pittsburgh and is now a resident of Cleveland, Ohio.

**BILL HAMPTON JR.**  
**VICE PRESIDENT, OPERATIONS**



Bill Hampton Jr. is responsible for day-to-day business operations of the Browns' Berea Facility, including the coordination of training camp and team logistics.

Hampton possesses 20 years of sports management experience. From 1993-98, he was director of pro line operations and managed the NFL Coaches Club with NFL Properties in New York. In that capacity, Hampton developed merchandising and marketing opportunities for NFL players and coaches.

From 1982-93, he served as equipment manager for the New York Jets – a position previously held by his father, Bill Sr., and currently by his brother, Clay. Another brother, Drew, is equipment manager for the Jacksonville Jaguars.

Hampton, 40, earned a liberal arts degree from the State University of New York at Brockport. He and his wife, Susanne, have one son, Jack, 5.

**LAL HENEGHAN**  
**VICE PRESIDENT, ASSISTANT DIRECTOR OF**  
**FOOTBALL OPERATIONS & GENERAL COUNSEL**



Lal Heneghan is responsible for departmental, salary cap and player contract coordination as well as general legal matters for the Cleveland Browns.

Before joining the Browns, Heneghan spent seven years with the National Football League Management Council, where he most recently served as director of labor relations. In that capacity, he supervised the daily operation and interpretation of the NFL salary cap and the Collective Bargaining Agreement and advised clubs on all aspects of their daily labor operations.

After joining the NFL in 1991, Heneghan initially served as labor relations counsel, where he represented clubs in grievance arbitrations and counseled clubs on a variety of labor issues. In 1993, he participated in negotiations with the NFL Players Association, which resulted in the 1993 Collective Bargaining Agreement. The CBA was extended in 1996 and again in 1998.

Previously, Heneghan was a labor attorney at Akin, Gump, Strauss, Hauer & Feld in Washington, D.C.

Heneghan received a bachelor of arts degree from the University of Pennsylvania and is a graduate of the Georgetown University Law Center. At Penn, he was a tight end and co-captain for the 1984 Ivy League Champion football team. During law school, he worked with the NFL Players Association in Washington, D.C.

Heneghan, 38, is a native of Rockville, Md. He and his wife, Amy, a pediatrician, have two children, Jack, and Lucy.



## **BRUCE POPKO JR.**

**VICE PRESIDENT,  
MARKETING & DEVELOPMENT**

Bruce Popko is responsible for overseeing all marketing and promotional activities, including sponsorships, local media rights, ticket operations, luxury suite and premium seating operations, stadium-related events and other development projects.

Popko joined the Browns in October 1998 after previously serving as director of marketing and promotions for two years with the San Francisco 49ers. Before joining the Forty Niners, Popko spent three years with the National Football League in New York. For two of those years he was with the NFL Properties marketing group, where he managed an \$8 million annual budget for regional retail advertising and promotions. He also managed sales and marketing efforts for the NFL's satellite programming service, *NFL Sunday Ticket*.

Prior to joining the NFL, Popko was a marketing manager for the New York Jets Football Club and served as game operations manager for the London Monarchs Football Club.

Currently in Cleveland, Popko serves on the Board of Trustees and the Membership Development Committee for the Convention & Visitors Bureau of Greater Cleveland, and the Board of Trustees of the Cleveland Zoological Society where he serves as Co-Chairman of the Marketing Committee. He is also on the Board of Directors for United Way Services, and the Golf Committee for the Boys Hope/Girls Hope Golf Open.

Popko is in his second season serving as a member of NFL Properties Marketing Executive Committee.

Popko, 33, is a graduate of the University of Pennsylvania, with a B.A. in international relations, and the Stern School of Business at New York University, where he earned his MBA in finance and marketing. He and his wife have two children and reside in Shaker Heights.

**CLEVELAND**  
**BROWNS**  
■ **COM**

**BRUCE ARIANS**  
OFFENSIVE COORDINATOR

YEAR WITH BROWNS: 2nd  
YEAR IN NFL: 10th



As offensive coordinator for the Browns, Bruce Arians orchestrates the development of Cleveland's young offense. Last season, the Browns offense showed a dramatic increase in virtually every major offensive category compared to the previous two seasons: scoring average per game (17.8 in 2001, 10.1 in 2000, 13.6 in 1999), net yards passing average per game (175.1, 152.8, 163.3), net yards rushing average per game (84.4, 67.8, 71.9), total net yards average per game (259.5, 220.6, 235.1) and time of possession average per game (28:16, 25:59, 23:38).

A 27-year coaching veteran, Arians is in his 10th season in the NFL. He spent three seasons (1998-2000) with the Indianapolis Colts as quarterbacks coach and was instrumental in the development of Colts quarterback Peyton Manning. Arians helped Manning become the only player in NFL history to surpass 3,000 passing yards in each of his first three seasons.

Under Arians' tutelage, Manning totaled 4,413 yards, 33 touchdowns and 15 interceptions on 357-of-571 passing in 2000 to break his own club seasonal passing yardage record of 4,135 yards in 1999. Manning's passing yards in 1999 and 2000 represent the only 4,000-yard passing seasons in Colts history. Manning's 33 TD passes in 2000 also established a Colts' franchise record and surpassed the previous record of 32 held by John Unitas since 1959. Manning topped the NFL in 2000 with 4,413 passing yards and 357 completions and tied for a league-high 33 TDs with Minnesota's Daunte Culpepper. Manning also ranked third in the NFL with 571 attempts and second in the AFC with a 94.7 QB rating while being named to the AFC Pro Bowl for the second consecutive year.

Arians, 49, entered coaching as a graduate assistant at Virginia Tech University (1975-76) before accepting a full-time job as running backs coach of the Hokies in 1977. He played quarterback for the Hokies (1970-74) and was voted the team's most valuable player as a senior.

Arians went to Mississippi State University and served as running backs and receivers coach from 1978-80 before leaving to coach running backs at the University of Alabama from 1981-82 under Paul 'Bear' Bryant. He served as head coach at Temple University from 1983-88 before assuming the role of running backs coach of the Kansas City Chiefs from 1989-92. Chiefs running back Christian Okoye set a club record and topped the NFL in 1989 with 1,480 rushing yards.

Following his stint in Kansas City, Arians returned to Mississippi State as offensive coordinator and quarterbacks coach (1993-95). He served as tight ends coach under Jim Mora with the New Orleans Saints in 1996 before heading to the University of Alabama as offensive coordinator in 1997.

Arians was born Oct. 3, 1952, in Paterson, N.J. He is married to the former Christine Allen of York, Pa. They have a son, Jake, 23 and a daughter, Kristi Anne, 21.

**COACHING BACKGROUND**

1975-77	Virginia Tech University, graduate assistant
1978-80	Mississippi State University, running backs and wide receivers coach
1981-82	University of Alabama, running backs coach
1983-88	Temple University, head coach
1989-92	Kansas City Chiefs, running backs coach
1993-95	Mississippi State University, offensive coordinator
1996	New Orleans Saints, tight ends coach
1997	University of Alabama, offensive coordinator
1998-2000	Indianapolis Colts, quarterbacks coach
2001-02	Cleveland Browns, offensive coordinator



**FOGE FAZIO**  
**DEFENSIVE COORDINATOR**

**YEAR WITH BROWNS:** 2nd

**YEAR IN NFL:** 15th

Defensive Coordinator Foge Fazio is in his 15th year in the NFL. Fazio's coaching resume also includes 21 years as a college coach.

In 2001, the Browns defense flourished under Fazio's guidance. Cleveland led the NFL in takeaways with 42, including a league-high and club-record 33 interceptions. The Browns defense scored 32 points (4 interception returns, 1 fumble return, 1 safety). The team's defense ranked 22nd in total defense, 29th in rushing defense and 11th in passing defense in 2001 compared to 26th, 29th and 12th, respectively, in 2000.

Fazio's most recent stop prior to Cleveland was with the Washington Redskins, where he served as linebackers coach in 2000 for the Redskins. The Redskins ranked fourth in the NFL in total defense (279.6 yards per game) in 2000 after ranking 30th (356.6 yards per game) in 1999 the year before Fazio's arrival. Fazio was instrumental in the development of rookie linebacker Lavar Arrington.

Prior to joining the Redskins, Fazio spent five seasons on Dennis Green's staff in Minnesota, including four seasons as defensive coordinator. The Vikings qualified for the playoffs every year during Fazio's tenure in Minnesota, including a spot in the 1998 NFC Championship Game. Fazio coached Browns linebacker Dwayne Rudd, defensive backs Corey Fuller and Robert Griffith and former defensive linemen Derrick Alexander and Stalin Colinet while with the Vikings.

Fazio's 1998 defense ranked sixth in the league, allowed just 296 points while shutting out opponents in 29 of 73 quarters. He coached Pro Bowl defensive tackle John Randle and linebacker Ed McCDaniel. Fazio also has experience integrating first-year players into the starting line-up as rookie Gerard Warren started for the Browns last year and Rudd, Colinet and defensive tackle Tony Williams all started for the Vikings in 1997.

Fazio began coaching football as an assistant at Ambridge (Pa.) High School in 1961-62 and was the head coach at Coraopolis (Pa.) High School from 1963-65. He jumped to the college coaching ranks in 1966 with a two-year stint as offensive line coach at Boston University. He joined the Harvard University staff in 1968 as defensive line coach and helped the Crimson Tide to a 9-0-1 mark – its only undefeated season in 77 years.

Fazio took over the linebacker duties at the University of Pittsburgh from 1969-72 before he became defensive coordinator at the University of Cincinnati from 1973-76. The Bearcats posted their best record in 53 years with a 9-2 mark in 1976. Fazio returned to Pitt as linebackers coach in 1977 and was promoted to defensive coordinator in 1979. His defense was ranked first in the nation two consecutive seasons (1980-81). Fazio became Pitt's head coach in 1982 and guided the Panthers to two bowl games in four seasons. Fazio was the assistant head coach and defensive coordinator at the University of Notre Dame in 1986 and '87, laying the foundation for their 1988 National Championship.

Fazio entered the NFL in 1988 as the special teams and tight ends coach for the Atlanta Falcons. Under his guidance, Elbert Shelley was named to the Pro Bowl four times as a special teamer and the Falcons led the conference in punt coverage.

Fazio joined the New York Jets in 1990 as the linebackers coach. In his five years, the Jets ranked among the top five in the NFL in run defense and scored nine defensive touchdowns (three by linebackers). He joined the Minnesota staff following his five seasons with the Jets.

**FOGE FAZIO** *continued*

Fazio played linebacker and center at the University of Pittsburgh from 1957-60 where he was a teammate with Mike Ditka. Fazio earned honorable mention All-America honors in 1960 at center and was one of the first draft choices of the expansion Boston Patriots as a future pick in 1960.

Born Feb. 28, 1939 in Dawmont, W.Va., Serafino Dante Fazio and his wife, Norma, have one daughter, Kristen Anne, and one son, Vince.

### COACHING BACKGROUND

1961-62	Ambridge (Pa.) High School, assistant coach
1963-65	Coraopolis (Pa.) High School, head coach
1966-67	Boston University, offensive line coach
1968	Harvard University, defensive line coach
1969-72	University of Pittsburgh, linebackers coach/defensive coordinator
1973-76	University of Cincinnati, defensive coordinator
1977-81	University of Pittsburgh, defensive coordinator
1982-85	University of Pittsburgh, head coach
1986-87	University of Notre Dame, assistant head coach/defensive coordinator
1988-89	Atlanta Falcons, special teams/tight ends coach
1990-94	New York Jets, linebackers coach
1995-99	Minnesota Vikings, defensive coordinator
2000	Washington Redskins, linebackers coach
2001-02	Cleveland Browns, defensive coordinator

## JERRY ROSBURG

### SPECIAL TEAMS COORDINATOR

YEAR WITH BROWNS: 2nd

YEAR IN NFL: 2nd



Jerry Rosburg is in his second season as the Browns special teams coordinator. His background includes 20 years as a college coach.

In Rosburg's first season (2001) coordinating the Browns special teams units, Cleveland finished second in the NFL in field goal percentage as Phil Dawson connected on 22-of-25 attempts (88%). The Browns possessed the third ranked kickoff coverage unit in 2001, allowing just 18.7 yards per return.

Prior to joining the Browns, Rosburg served as cornerbacks/special teams coach at the University of Notre Dame for two seasons (1999-2000). He helped the Fighting Irish to a 9-3 finish in 2000 and an appearance in the Fiesta Bowl.

He spent two seasons as secondary coach at Boston College (1997-98), one season as secondary coach at the University of Minnesota (1996) and served as an assistant coach for four seasons at the University of Cincinnati (1992-95). He coached the secondary in 1995, linebackers from 1992-94 and helped the Bearcats to an 8-3 record in 1993 and a 6-5 record in 1995. Rosburg coached linebackers and special teams at Western Michigan University from 1987-91. The Broncos posted a nine-win season in 1988 and earned a California Bowl appearance.

Rosburg began his coaching career at Northern Michigan University as a two-year graduate assistant in 1981 and '82 and helped the school earn Division II playoff appearances each season. He was appointed to a full-time assistant position at NMU the following season and coached the Wildcats' linebackers for three years (1983-85) before being elevated to defensive coordinator and secondary coach in 1986.

## ORGANIZATION

### COACHING STAFF

#### JERRY ROSBURG *continued*

Rosburg was an assistant coach at Fargo (N.D.) Shanley High School (1979-80) prior to coaching on the collegiate level. He played linebacker at North Dakota State, where he received his bachelor's degree in 1978. Rosburg received his master's degree from Northern Michigan in 1983. A native of Fairmont, Minn., Rosburg was born Nov. 24, 1955. He and his wife, Sherry, have two daughters, Megan and Margaret, and one son, Jerad.

#### COACHING BACKGROUND

1979-80	Fargo (N.D.) Shanley High School, assistant coach
1981-82	Northern Michigan University, graduate assistant
1983-85	Northern Michigan University, linebackers
1986	Northern Michigan University, defensive coordinator/secondary
1987-91	Western Michigan University, linebackers/special teams coach
1992-94	University of Cincinnati, linebackers coach
1995	University of Cincinnati, secondary coach
1996	University of Minnesota, secondary coach
1997-98	Boston College, secondary coach
1999-2000	University of Notre Dame, cornerbacks/special teams coach
2001-02	Cleveland Browns, special teams coordinator



## PHILLIP BANKO

### DEFENSIVE ASSISTANT

YEAR WITH BROWNS: 2nd

YEAR IN NFL: 2nd

Phillip Banko is in his second season as defensive assistant with the Cleveland Browns. Banko assists in the development of the Browns defensive line. In 2001, the Browns tied for fourth in the AFC and tied for 10th in the NFL with 43 sacks.

Banko joined the Browns following three years (1998-2000) as a graduate assistant at the University of Miami (Fla.). Banko assisted with the defensive line and helped the Hurricanes to three consecutive bowl appearances, including a victory over Florida in the 2001 Nokia Sugar Bowl and a consensus No. 2 national ranking. Miami's 2000 defensive unit ranked fifth in the nation in scoring defense (15.5 points per game) and eighth in passing defense (220.6 yards per game).

While at Miami, Banko assisted in the development of Damione Lewis, who was selected by the St. Louis Rams in the first round of the 2001 NFL Draft. Banko also mentored Michael Boireau of the Minnesota Vikings and Derrick Ham of the Browns.

Banko coached in a variety of capacities at the high school level before joining Miami's staff. He served as defensive line coach at John Curtis (Metairie, La.) High School from 1995-98 and helped the school capture two consecutive state championships (1996-97).

Banko spent the 1994 season as secondary coach at Jesuit (New Orleans, La.) High School. He coached the defensive line at Archbishop Shaw (New Orleans, La.) High School from 1989-92 and also served as the team's defensive coordinator from 1991-92.

He played linebacker at Northeast Louisiana in 1982-83. Banko received his bachelor's degree from Southern University in 1988 and his master's degree from the University of Miami in 2000. Born Aug. 9, 1964, Banko is a native of Belle Chasse, La. He is married to the former Laurie Cosse.

**COACHING BACKGROUND**

1989-91	Archbishop Shaw (New Orleans, La.) High School, defensive line coach
1991-92	Archbishop Shaw (New Orleans, La.) High School, defensive coordinator
1994	Jesuit (New Orleans, La.) High School, secondary coach
1995-98	John Curtis (Metairie, La.) High School, defensive line coach
1998-2000	University of Miami (Fla.), graduate assistant
2001-02	Cleveland Browns, defensive assistant

**TODD BOWLES****DEFENSIVE NICKEL PACKAGE**

YEAR WITH BROWNS: 2nd

YEAR IN NFL: 4th

Todd Bowles is in his second season on Butch Davis' staff, serving as the defensive nickel package coach.

In 2001, the Browns led the league and set a team record with 33 interceptions. The secondary accounted for 28 interceptions, including 10 by rookie Anthony Henry.

Prior to joining the Browns, Bowles served the previous season (2000) as the defensive backs coach for the New York Jets. Under Bowles' guidance, the Jets improved their ranking in pass defense from 24th in the NFL in 1999 to sixth in 2000. The Jets also tied for sixth in the league with 21 interceptions.

Bowles played eight seasons in the NFL as a defensive back for the Washington Redskins (1986-90, 1991-93) and San Francisco 49ers (1990). He played on three Super Bowl championship teams (Washington in Super Bowls XXII and XXVI and San Francisco in Super Bowl XXIV). Bowles started 65 consecutive games at safety during his career and totaled 570 tackles, 15 interceptions and 4 fumble recoveries.

He worked in the Green Bay Packers personnel department from 1995-96 as a college personnel scout. Bowles began his coaching career in 1997 at Morehouse College where he was the team's defensive coordinator and secondary coach. Bowles joined Grambling State University in 1998 as defensive coordinator and defensive backs coach and served in that capacity through the 1999 season. Bowles played defensive back at Temple University from 1982-85.

Bowles, who was born Nov. 18, 1963, is a native of Elizabeth, N.J. He and his wife, Jill, have one daughter, Sydni. The couple is expecting their second child in December.

**COACHING BACKGROUND**

1995-96	Green Bay Packers, college personnel scout
1997	Morehouse College, defensive coordinator/secondary coach
1998-99	Grambling State University, defensive coordinator/defensive backs coach
2000	New York Jets, defensive backs coach
2001-02	Cleveland Browns, defensive nickel package

**CLEVELAND**  
**BROWNS**  
■ **COM**



## KEITH BUTLER

### LINEBACKERS COACH

YEAR WITH BROWNS: 4th

YEAR IN NFL: 4th

Keith Butler is in his fourth season as the Browns linebackers coach. Butler is a former NFL player, who spent the previous nine seasons before joining the Browns as a college coach.

Butler's most recent coaching post prior to joining the Browns was with Arkansas State University, where he served as defensive coordinator and linebackers coach.

Butler began his coaching career in 1990 at the University of Memphis. He coached the inside linebackers for the Tigers from 1990-91 and switched to outside linebackers at Memphis from 1992-94. Memphis' defense ranked third in total defense and second in yards per play in 1992 and third in total defense and third in yards per play in 1994. Butler coached defensive ends, outside linebackers and served as special teams coordinator from 1995-97. Under Butler, Memphis' total defense was listed 27th nationally, 45th in scoring defense and 16th in punt returns in 1997.

Selected in the second round of the 1978 NFL Draft by the Seattle Seahawks, Butler played 10 seasons with the Seahawks. He served as a defensive captain for the team and started 132 of 146 games in his career. Butler currently ranks second on the club's all-time tackles list with 813.

Butler was a three-year starter at inside linebacker for Memphis, leading the school in tackles in both his junior and senior seasons. He finished his career with 384 tackles and 7 interceptions. He was named 1977 Associated Press All-American and All-South Independent, playing in the 1977 Senior Bowl and Blue-Gray All-Star Game.

Born May 16, 1956 in Aniston, Ala., Butler and his wife, Janet, have three sons – Blake (19), Brandon (17) and Brett (15).

### COACHING BACKGROUND

1990-91	University of Memphis, inside linebackers coach
1992-94	University of Memphis, outside linebackers coach
1995-97	University of Memphis, defensive ends/outside linebackers/special teams coach
1998	Arkansas State University, defensive coordinator/linebackers coach
1999-2002	Cleveland Browns, linebackers coach



## STEVE HAGEN

### TIGHT ENDS COACH

YEAR WITH BROWNS: 2nd

YEAR IN NFL: 2nd

Tight Ends Coach Steve Hagen is in his second season with the Browns. He arrived in Cleveland in 2001 following 14 years as a college coach.

Most recently, Hagen spent two seasons (1999-2000) as the offensive coordinator at the University of California after serving as offensive coordinator, quarterbacks coach and recruiting coordinator at San Jose State University in 1997 and '98.

Hagen spent the 1996 season as head coach at Wartburg (Iowa) College where he led the school to a 7-3 record. Under Hagen's guidance, the Knights ranked eighth in Division III in total offense.



**STEVE HAGEN** *continued*

Hagen coached quarterbacks at the University of Nevada-Las Vegas (1994-95), the University of Nevada-Reno (1992-93) and Kent State University (1991). He assisted Nevada-Reno in leading the nation in total offense (569.1 yards per game) and passing offense (397.5 yards per game) in 1992, while helping Nevada-Las Vegas break 20 offensive records during his two seasons.

Hagen coached on Lou Holtz's staff at the University of Notre Dame as a graduate assistant and receivers coach during the 1989 and 1990 seasons. He worked as Raghieb "Rocket" Ismail's position coach and helped develop the 1990 Heisman Trophy runner-up.

His first full-time assignment came at Northern Arizona University where he coached the receivers and tight ends in 1987 and 1988. He began his coaching career with graduate assistant stints at the University of Illinois (1984) and the University of Kansas (1985-86).

Hagen was a four-year letterman at California Lutheran University from 1979-82 where he earned NAIA All-America honors as a senior.

Born Sept. 15, 1961, Hagen and his wife, Amy, have three children.

**COACHING BACKGROUND**

1984	University of Illinois, graduate assistant
1985-86	University of Kansas, graduate assistant
1987-88	Northern Arizona University, receivers and tight ends coach
1989-90	University of Notre Dame, graduate assistant/receivers coach
1991	Kent State University, quarterbacks coach
1992-93	Nevada-Reno University, offensive coordinator and quarterbacks coach
1994-95	University of Nevada-Las Vegas, offensive coordinator and quarterbacks coach
1996	Wartburg (Iowa) College, head coach
1997-98	San Jose State University, offensive coordinator/quarterbacks coach/recruiting coordinator
1999-2000	University of California, offensive coordinator
2001-02	Cleveland Browns, tight ends coach

**RAY HAMILTON**  
**DEFENSIVE LINE COACH**

**YEAR WITH BROWNS:** 2nd  
**YEAR IN NFL:** 16th



Defensive Line Coach Ray Hamilton is in his second season on Butch Davis' staff. Hamilton joined the Browns after coaching the defensive line for the New York Jets in 2000.

In Hamilton's first season in Cleveland, the Browns tied for fourth in the AFC and tied for 10th in the NFL with 43 sacks.

Hamilton spent three seasons as the New England Patriots defensive line coach (1997-99) prior to joining the Jets in 2000. His 1998 defensive line tallied 25 of the team's 36 sacks, the seventh best total in the NFL. New England's 1997 defense registered 45 sacks, ranking eighth in the NFL.

Hamilton served a prior stint as defensive line coach with the Jets (1995-96) where he was instrumental in the development of defensive end Hugh Douglas, who was named the 1995 NFL Defensive Rookie of the Year. Hamilton spent the 1993 and '94 seasons as defensive line coach for the Los Angeles Raiders, where he helped develop Chester McGlockton and the front line of a defense which combined for 83 sacks in his two seasons with the Raiders.

## ORGANIZATION

### COACHING STAFF

#### RAY HAMILTON *continued*

Hamilton spent the 1992 season as defensive line coach at the University of Tennessee, following stints as defensive line coach with the Tampa Bay Buccaneers (1991) and head coach of the Bay State Titans (1990), a semi-pro team that featured DT Eric Swann.

He began his coaching career in 1985, spending five seasons as an assistant defensive line coach with the New England Patriots under the direction of Raymond Berry. He helped the Patriots to their first AFC Championship title and a Super Bowl XX appearance in his first season in New England.

Hamilton was a 14th round draft choice by the Patriots and was a fixture on the Patriots' defensive line from 1973-81. He established a New England rookie record with 7 sacks while starting every game as a rookie. Hamilton went on to start a team-record 110 consecutive games and currently ranks fourth on the Patriots' all-time sack list with 54.

Born Jan. 20, 1951 in Omaha, Neb., Hamilton excelled as both a student and an athlete at the University of Oklahoma, making the dean's list and graduating with a bachelor's degree in business. Hamilton received a master's degree in public administration in 1977 from Suffolk University in Boston while playing for the Patriots. He has two sons: Kadar and Damon. Kadar graduated from Stanford on a football scholarship, attended two NFL training camps (St. Louis Rams and New England Patriots) and played in NFL Europe where he played in the championship game in 1999 for the Barcelona Dragons. Damon graduated last year from the Wharton School of Business at the University of Pennsylvania.

### COACHING BACKGROUND

1985-89	New England Patriots, assistant defensive line coach
1990	Bay State Titans (semi-pro), head coach
1991	Tampa Bay Buccaneers, defensive line coach
1992	University of Tennessee, defensive line coach
1993-94	Los Angeles Raiders, defensive line coach
1995-96	New York Jets, defensive line coach
1997-99	New England Patriots, defensive line coach
2000	New York Jets, defensive line coach
2001-02	Cleveland Browns, defensive line coach



## TODD MCNAIR

### RUNNING BACKS COACH

YEAR WITH BROWNS: 2nd

YEAR IN NFL: 2nd

Todd McNair is in his second season as the Browns running backs coach.

McNair played eight seasons in the NFL as a running back and special teams standout after beginning his career as an eighth-round draft pick of the Kansas City Chiefs in 1989. After five seasons with the Chiefs, McNair played two seasons with the Houston Oilers (1994-95) before returning to Kansas City in 1996, where he retired as the 10th leading receiver in Chiefs history. During his career, he saw action in 121 games and rushed for 803 yards (5.5 average per carry) and 3 touchdowns. Additionally, McNair caught 252 passes for 7 touchdowns while averaging 18.6 yards per kickoff return on special teams.

A two-time honorable mention All-America running back at Temple University, McNair finished his college career ranked third on the school's all-time rushing list with 2,383 yards (529 rushes and 16 TDs).

**TODD MCNAIR** *continued*

McNair was born Aug. 16, 1965 in Camden, N.J., where he developed his football skills with four other future NFL players: John Taylor (San Francisco 49ers), Keith Taylor (Indianapolis Colts), Billy Griggs (New York Jets) and David Griggs (San Diego Chargers). McNair and his wife, Lynnette, have two daughters: Logan, 9, and Daryn, 3.

**COACHING BACKGROUND**

2001-02 Cleveland Browns, running backs coach

**BUDDY MORRIS**

**HEAD STRENGTH AND  
CONDITIONING COACH**

YEAR WITH BROWNS: 1st

YEAR IN NFL: 1st



Buddy Morris is in his first season as the Browns head strength and conditioning coach. His experience is highlighted by 15 years as a college strength and conditioning coach.

Morris most recently served as the head strength and conditioning coach at the University of Pittsburgh from 1997-2001. During Morris' tenure, the Panthers made three bowl appearances including the 1997 Liberty Bowl, the 2000 Insight.com Bowl and the 2001 Tangerine Bowl. Morris also developed the moniker for the Panthers' strength and conditioning program, which is "The Pitt Iron Works."

He served as the wellness director for the Horizon Hospital System in Sharon, Pa., from 1989-97.

Morris also served as strength coach at Pittsburgh from 1980-89. During his first tenure with the Panthers, Morris aided the physical development of some of the Panthers' most celebrated players including Dan Marino, Russ Grimm, Bill Fralic and Mark Stepnoski. Morris helped train 13 first-round NFL draft picks and 15 first team All-Americans during this period.

"I worked with Buddy for four years, and he was very instrumental in helping me develop my strength and conditioning skills," said Marino, who went on to be a nine-time Pro Bowl selection with the Miami Dolphins. "He was a big part of the success we had at Pittsburgh in the early 1980s. He is a great guy and a great person."

Morris was also instrumental in aiding the careers of current NFL players such as Curtis Martin of the New York Jets and Ruben Brown of the Buffalo Bills and also assisted in the conditioning of 1984 and 1988 Olympic gold medal 110-meter hurdler Roger Kingdom.

Kingdom recalled Morris' work ethic: "Buddy is one of the hardest working men in the industry. He never stops and never quits."

A native of South Park, Pa., Morris graduated in 1980 from the University of Pittsburgh. He and his wife, Karen, have two daughters, Kara Leigh and Claire Alysse.

**COACHING BACKGROUND**

1980-89 University of Pittsburgh, strength coach

1997-2001 University of Pittsburgh, head strength and conditioning coach

2002 Cleveland Browns, head strength and conditioning coach



## CHUCK PAGANO

### DEFENSIVE BACKS COACH

YEAR WITH BROWNS: 2nd

YEAR IN NFL: 2nd

Chuck Pagano is in his second year as the defensive backs coach on Butch Davis' staff. Pagano was a college coach for 17 years prior to his arrival in Cleveland.

In Pagano's first season in Cleveland, the Browns led the league and set a team record with 33 interceptions. The secondary accounted for 28 interceptions, including 10 by rookie Anthony Henry.

Pagano spent the previous six years with Davis at the University of Miami (Fla.) where he was secondary coach and coordinator of special teams. During the 2000 season, his defensive secondary was tabbed the nation's best by the *Football News*. The Hurricanes ranked fifth in the nation in scoring defense (15.5 points per game), eighth in passing defense (220.6 yards per game) and capped their season by defeating Florida, 37-20, in the 2001 Nokia Sugar Bowl.

In the 1999 season, the Hurricanes secondary did not allow a passing touchdown over the last 27 quarters as Miami finished with a record of 9-4, including a 6-1 mark in the Big East. Miami capped the season with a 28-13 win over Georgia Tech in the Gator Bowl.

During his six years at Miami, Pagano coached several Hurricanes who have made a name for themselves in the NFL including: Duane Starks (Baltimore/Arizona), Tremain Mack (Cincinnati), Carlos Jones (Seattle), Earl Little (Cleveland) and Marcus Wimberly (Atlanta). In 1997, his Miami defensive secondary led the Big East in pass defense. Three of Pagano's former players – Phillip Buchanon, Ed Reed and Mike Rumph – were all selected in the first round of the 2002 NFL Draft and a fourth player – James Lewis – was selected in the sixth round.

Pagano directed a very successful Hurricanes special teams unit. Over a five-year period (1995-99), Pagano's squad blocked 39 kicks in 59 games, including a Miami single-season record 12 blocks in 1996, which shattered the previous high of 6 set in 1970. In the 10 years prior to the 1995 season, Miami totaled 23 blocked kicks.

He began his coaching career in 1984-85 as a graduate assistant at the University of Southern California before heading to Miami in 1986 as a graduate assistant. He was the outside linebackers coach at Boise State University for two years (1987-88) before landing at East Carolina University as the Pirates' defensive backs coach in 1989.

He joined the University of Nevada-Las Vegas staff in 1990 as defensive backs coach before being promoted to defensive coordinator in 1991. In his second stint at East Carolina, Pagano spent three seasons (1992-94) as defensive backs/outside linebackers coach.

Born Oct. 2, 1960 in Boulder, Colo., Pagano received a bachelor's degree in marketing from the University of Wyoming in 1984. He was a four-year letter winner at Wyoming where he started two seasons at strong safety.

Pagano and his wife, Tina, have three children: Tara, 20, Taylor, 12, and Tori, 8.

**COACHING BACKGROUND**

1984-85	University of Southern California, graduate assistant
1986	University of Miami (Fla.), graduate assistant
1987-88	Boise State University, outside linebackers coach
1989	East Carolina University, defensive backs coach
1990	University of Nevada-Las Vegas, defensive backs coach
1991	University of Nevada-Las Vegas, defensive coordinator
1992-94	East Carolina University, defensive backs/outside linebackers coach
1995-2000	University of Miami (Fla.), secondary coach/coordinator of special teams
2001-02	Cleveland Browns, defensive backs coach

**ROB PHILLIPS**

**ASSISTANT STRENGTH AND  
CONDITIONING COACH**

**YEAR WITH BROWNS:** 2nd

**YEAR IN NFL:** 2nd



Assistant Strength and Conditioning Coach Rob Phillips is in his second season with the Browns.

Phillips joined the Browns following two years at the University of Miami (Fla.). He was the head strength and nutrition coach in 2000 and served as assistant strength and conditioning coach in 1999.

Phillips spent two years (1997-99) as strength and conditioning coordinator at Western Carolina University before joining the Hurricanes. He also served a four-year stint (1994-97) as graduate assistant strength and conditioning coach at the University of Tennessee.

Born Dec. 3, 1971, Phillips is a native of Fort Wayne, Ind. He graduated from the University of Tennessee in 1994 with a bachelor's degree in fitness management and earned his master's degree from Tennessee in human performance in 1997. Phillips and his wife, Suzanne, have one son, Jarrett, 1.

**COACHING BACKGROUND**

1994-97	University of Tennessee, graduate assistant-strength and conditioning
1997-99	Western Carolina University, strength and conditioning coordinator
1999	University of Miami (Fla.), assistant strength and conditioning coach
2000	University of Miami (Fla.), head strength and nutrition coach
2001-02	Cleveland Browns, assistant strength and conditioning coach

**TERRY ROBISKIE**

**WIDE RECEIVERS COACH**

**YEAR WITH BROWNS:** 2nd

**YEAR IN NFL:** 21st



Terry Robiskie is in his second season as the Browns wide receivers coach and his 21st season in the NFL.

Prior to joining the Browns in 2001, Robiskie spent the previous seven years with the Washington Redskins and concluded the 2000 season as the Redskins head coach for the final three games of the regular season following the departure of Norv Turner. Robiskie's record as head coach was 1-2, including a 20-3 win over Arizona on Dec. 24.

## ORGANIZATION

### COACHING STAFF

#### TERRY ROBISKIE *continued*

Robiskie began the 2000 season as passing game coordinator in Washington and helped the Redskins rank fifth in the NFC in total offense (337.3 yards per game) and passing (228.0 yards per game). He helped running back Stephen Davis total 1,318 yards and 11 touchdowns on 332 attempts, including five 100-yard outings.

He entered the coaching profession with the Los Angeles Raiders in 1982 as the assistant running backs coach where he tutored Marcus Allen to two Pro Bowls and two 1,000-yard seasons. Robiskie was the assistant special teams coach for the Raiders from 1985-87, and he tutored the Raiders tight ends in 1988. He was the team's offensive coordinator from 1989-1993. His 12 years with the Raiders included seven playoff stints, four division titles and a victory over the Redskins in Super Bowl XVIII.

Originally an eighth round selection by Oakland in the 1977 NFL Draft, Robiskie was a four-year letter winner and the 1976 SEC MVP as a senior. Robiskie spent five years in the NFL as a running back with the Raiders (1977-79) and the Miami Dolphins (1980-81), playing for legendary coaches, John Madden, Don Shula and Tom Flores.

Born Nov. 12, 1954, in New Orleans, Robiskie and his wife, Cynthia, have three sons: Brian, Andrew and Kyle.

#### COACHING BACKGROUND

1982-84	Los Angeles Raiders, assistant running backs coach
1985-87	Los Angeles Raiders, assistant special teams coach
1988	Los Angeles Raiders, tight ends coach
1989-93	Los Angeles Raiders, offensive coordinator
1994-2000	Washington Redskins, assistant coach/head coach (three games in 2000)
2001-02	Cleveland Browns, wide receivers coach



## CARL SMITH

### QUARTERBACKS COACH

**YEAR WITH BROWNS:** 2nd

**YEAR IN NFL:** 16th

Quarterbacks Coach Carl Smith is in his second season with the Browns and 16th season in the NFL.

In 2001, Smith helped quarterback Tim Couch post career numbers as Couch passed for 3,040 yards and 17 touchdowns on 272 completions in 474 attempts. Couch started all 16 contests in 2001 and guided the team to seven wins.

Smith joined the Browns in 2001 after spending three seasons as an assistant coach for the New England Patriots from 1997-99 where he was assistant head coach/quarterbacks coach (1997) and tight ends coach (1998-99).

Patriots quarterback Drew Bledsoe established career highs in touchdowns (28), touchdown percentage (5.4%), completion percentage (60.2%), average gain per attempt (7.1 yard avg.), quarterback rating (87.7) and a career-low 15 interceptions while garnering a Pro Bowl selection under Smith in 1997.

Smith served as offensive coordinator for the New Orleans Saints from 1986-96 prior to his stint in New England. His offenses in New Orleans annually ranked among the league leaders. The Saints ranked second in the league in scoring (26.4 points per game) in 1987, led the league in third-down conversions in 1988 and time of possession in both 1989 and '91. The New Orleans offense allowed just 168

**CARL SMITH** *continued*

sacks (24.0 per season) from 1990-96, fewest in the NFL during that span. The Saints finished among the top 10 in the NFL in passing offense during the 1994 and '95 seasons.

Smith joined the professional ranks as an assistant coach under Jim Mora for the Philadelphia/Baltimore Stars of the United States Football League. He coached special teams in 1983 before moving on to quarterbacks and receivers in 1984-85, the two seasons in which the Stars captured USFL titles.

He served as offensive coordinator at the college level for six seasons, including stints at North Carolina State University (1982), Lamar University (1979-81) and the University of Southwestern Louisiana (1977-78). He also coached defensive backs (1975-76) and the defensive line (1974) for the Ragin' Cajuns.

Smith spent two seasons at the University of Colorado where he coached linebackers (1973) and served as a graduate assistant (1972). He started his coaching career as a graduate assistant at Cal Poly-San Luis Obispo University.

Smith lettered in football as a defensive back at Cal Poly-San Luis Obispo University from 1969-70 after transferring from Bakersfield College, where he played quarterback from 1966-67.

Born April 26, 1948, in Wasco, Calif., Smith and his wife, Dianne, have three sons: Tracy, Tyler and Nicholas.

### COACHING BACKGROUND

1971	Cal Poly-San Luis Obispo University, graduate assistant
1972	University of Colorado, graduate assistant
1973	University of Colorado, linebackers coach
1974	University of Southwestern Louisiana, defensive line coach
1975-76	University of Southwestern Louisiana, defensive backs coach
1977-78	University of Southwestern Louisiana, offensive coordinator
1979-80	Lamar University, offensive coordinator
1981	Lamar University, offensive coordinator/offensive line coach
1982	North Carolina State University, offensive coordinator
1983	Philadelphia Stars (USFL), special teams coach
1984-85	Philadelphia/Baltimore Stars (USFL), quarterbacks/wide receivers coach
1986-96	New Orleans Saints, offensive coordinator/quarterbacks coach
1997	New England Patriots, assistant head coach/quarterbacks coach
1998-99	New England Patriots, tight ends coach
2001-02	Cleveland Browns, quarterbacks coach

## MIKE SULLIVAN

### OFFENSIVE ASSISTANT

YEAR WITH BROWNS: 2nd

YEAR IN NFL: 2nd

Mike Sullivan is in his second season as an offensive assistant for the Browns. Sullivan works mainly with the Browns offensive linemen while assisting offensive line coach Larry Zierlein.

Prior to arriving in Cleveland, Sullivan was a graduate assistant at his alma mater, the University of Miami (Fla.), where he worked primarily with the offensive line. While at Miami, he had the opportunity to work with 2002 NFL Draft choices Bryant McKinnie, Martin Bibla and



## ORGANIZATION

### COACHING STAFF

#### MIKE SULLIVAN *continued*

Joaquin Gonzalez. Sullivan also spent five years coaching football teams in Germany, France and Spain before returning to Miami.

Sullivan played five seasons in the NFL as an offensive lineman after beginning his career as a sixth-round draft choice of the Dallas Cowboys in 1991. He spent four seasons (1992-95) with the Tampa Bay Buccaneers following his stint with the Cowboys. During his stay in Tampa Bay, Sullivan was an NFL True Value Man of the Year finalist and was named Tampa Bay Booster Club "Man of the Year."

Sullivan was a standout offensive lineman at the University of Miami (Fla.) from 1986-91, where he helped lead the Hurricanes to National Championships in 1987 and 1989. Sullivan posted 48 consecutive starts on the offensive line during his time at Miami, which ranks second on the Hurricanes all-time list. Sullivan's streak was eclipsed during the 2001 season by the Browns 2002 seventh-round pick Joaquin Gonzalez, as he recorded 49 consecutive starts.

Sullivan was born Dec. 22, 1967 in Chicago, Ill. He earned a master's degree in business administration with a specialization in international business at the University of Miami (Fla.). He was also awarded an NCAA post-graduate scholarship following his college playing career.

### COACHING BACKGROUND

2000	University of Miami (Fla.), graduate assistant
2001-02	Cleveland Browns, offensive assistant



## LARRY ZIERLEIN

### OFFENSIVE LINE COACH

YEAR WITH BROWNS: 2nd

YEAR IN NFL: 2nd

Larry Zierlein, who has more than 30 years of coaching experience, is in his second season as the Browns offensive line coach.

Zierlein spent the previous four seasons as offensive line coach for the University of Cincinnati. During the 2000 season, Zierlein also served as the

Bearcats running game coordinator.

Zierlein's offensive line helped Cincinnati set a Conference USA rushing record with 215.5 yards per game in 1997. From that line, tackle Jason Fabini was a fourth-round draft choice of the New York Jets. His 1999 line led the nation by allowing a school-record 8 sacks despite having four first-year starters. During his tenure at Cincinnati, the Bearcats earned bowl berths in the 1997 Humanitarian Bowl and the 2000 Motor City Bowl.

Prior to his tenure at Cincinnati, Zierlein spent two seasons as offensive line coach at Tulane University (1995-96) and Louisiana State University (1993-94). He also served as offensive line coach at the University of Houston (1978-86) and during an earlier stint at Tulane University (1988-90).

Zierlein gained experience at the professional level as co-offensive coordinator and offensive line coach for the New York/New Jersey Knights of the WFLA in 1991-92 and as an assistant coach for Washington of the Arena Football League in 1987.

In addition to coaching, Zierlein also served as a corporal in the United States Marine Corps for two years (1966-68), including a one-year tour of duty in Vietnam (1967).



## ORGANIZATION COACHING STAFF

**LARRY ZIERLEIN** *continued*

A 1971 graduate of Fort Hays (Kan.) State College, Zierlein began his coaching career at Fort Hays State College as linebackers coach in 1970. After two years at Fort Hays State, he spent six years at the high school level, coaching at Abernathy (Texas) High School from 1972-74 and Lamar Consolidated (Texas) High School from 1975-77.

A native of Lenora, Kan., Zierlein and his wife, Marcia, have three children, sons Lance and Mike, and daughter Nicci, and grandchildren Chelsea and Drake.

### COACHING BACKGROUND

1970-71	Fort Hays (Kan.) State, graduate assistant/linebackers coach
1972-74	Abernathy (Texas) High School, assistant coach
1975-77	Lamar Consolidated (Texas) High School, assistant coach
1978-86	University of Houston, offensive line coach
1987	Washington (Arena Football League), assistant coach
1988-90	Tulane University, offensive line coach
1991-92	New York/New Jersey Knights (WLAF), offensive coordinator/line coach
1993-94	Louisiana State University, offensive line coach
1995-96	Tulane University, offensive line coach
1997-2000	University of Cincinnati, offensive line coach/running game coordinator
2001-02	Cleveland Browns, offensive line coach



## ORGANIZATION

### PLAYER PERSONNEL



## PETE GARCIA

### DIRECTOR, FOOTBALL DEVELOPMENT

Pete Garcia begins his second season with the Browns in his new position as director, football development. He is instrumental in the team's personnel decisions as he works closely with Phil Neri (director, college personnel) and the team's college scouts in the evaluation of college personnel and in preparations for the NFL Draft. Garcia also serves an essential role in overseeing the operational requirements of the football team.

Garcia was at the University of Miami from 1990-2000, working with Butch Davis during his final six years with the Hurricanes. From 1996-2000, Garcia was the director of football operations. In this vital role, Garcia oversaw Miami's recruiting efforts and acted as a liaison between the football program and the university's deans. He also initiated and directed a life skills program for the players, directed the university's football camps and coordinated the school's football coaches' clinics.

He oversaw the entire recruiting process and was instrumental in recruiting numerous Hurricane stand-outs, including five players selected in the first round of the 2002 NFL Draft (Bryant McKinnie, Jeremy Shockey, Phillip Buchanon, Edward Reed and Mike Rumph). Other former Miami recruits during Garcia's tenure at Miami who have achieved NFL stardom include: Daniel "Bubba" Franks, Kenny Holmes, Edgerrin James, Kenard Lang, Ray Lewis, Earl Little, Dan Morgan, Santana Moss, Warren Sapp and Duane Starks.

Garcia served a previous stint as director of football operations in 1994 and was as an assistant coach for the Hurricanes in 1995. He spent the 1992 and '93 seasons as recruiting coordinator after being promoted from assistant recruiting coordinator during the 1990 and '91 seasons.

Garcia joined the University of Miami football program after working in the personnel department for a one-year term (1989-90) with the Miami Dolphins.

Born Sept. 18, 1961 in Havana, Cuba, Garcia and his wife, Edylin, have one daughter, Kristie.



## PHIL NERI

### DIRECTOR, COLLEGE PERSONNEL

Phil Neri coordinates the Browns' college scouting efforts, including the evaluation of college players and the supervision of the college scouts. He joined the Browns in June 1998 after working with the New Orleans Saints in 1997.

His first position in professional football was with the Blesto Scouting Combine as an area scout in 1978. He joined Dick Vermeil and Carl Peterson with the Philadelphia Eagles in 1979 and worked with the Eagles until joining the Seattle Seahawks in 1984. He worked in various scouting capacities including director of college scouting with the Seattle Seahawks from 1984-96.

Neri, 51, was born in Santa Monica, Calif., and attended Santa Clara University from 1969-73. He taught and coached football at Notre Dame (Sherman Oaks, Calif.) High School before serving two years as a graduate assistant at San Jose State. Neri is married to the former Julie Johnson of Kirkland, Wash. They have a son, Anthony, 11, and a daughter, Allison, 9, and reside in Strongsville, Ohio.

## JEREMY GREEN

COORDINATOR, PRO PERSONNEL



As coordinator, pro personnel, Jeremy Green is responsible for scouting 15 NFL teams, as well as evaluating and compiling advance scouting reports on some of the Browns' upcoming opponents. He also plays a role in the acquisition of players during the NFL- Free Agent signing periods and the regular season, as well as assisting in the negotiation of player contracts.

Green joined the Browns after serving as the Southwest area scout for the San Francisco 49ers in 1998-99. He was a personnel scout with the football publication *The War Room* from 1995-1997. In his duties with the *War Room*, Green evaluated both college and NFL personnel.

Green's father, Dennis, served as the head coach of the Minnesota Vikings for 10 years, claiming four NFC Central titles and leading the Vikings to eight playoff berths.

Green, 31, was recruited to play basketball at Iona College in 1989. He transferred to Cal-Poly San Luis Obispo in 1991 where he was a two-year starter for the Mustangs. He graduated from Cal Poly in 1993 with a bachelor's degree in physical education.

He was born in Harrisburg, Pa. Green and his wife, Shari, have one daughter, Mollie, 3, and reside in Broadview Heights, Ohio.

## STEVE SABO

COORDINATOR, PRO PERSONNEL



As coordinator, pro personnel, Steve Sabo is responsible for scouting 16 NFL teams, and he assists with advance scouting of upcoming opponents. He also plays a role with the acquisition of unrestricted free agents.

Sabo joined the Browns in 1998 after working with the New Orleans Saints from 1994-98. He worked as an administrative assistant with the Saints from 1994-96 and as a pro scout from 1996-98. Prior to joining the Saints, Sabo worked as a research assistant with NFL Films in 1993-94.

Sabo, 31, was born in Willingboro, N.J. and graduated from Kutztown University in 1993. He is married to the former Ursula Anderson of Knoxville, Tenn. They have a daughter, Anderson, and reside in Middleburg Heights, Ohio.

CLEVELAND  
**BROWNS**  
COM



## KEN MOLL

### REGIONAL SCOUT

Ken Moll is in his fifth year with the Browns and 10th year in the NFL. From 1994-98, Moll served as a college area scout with the Jacksonville Jaguars.

He previously worked as a college scout with National Football Scouting in 1993-94. Moll spent 15 years as an assistant coach on the collegiate level, including nine years (1983-91) at Richmond and six years (1977-82) at Louisville.

Moll received a bachelor's degree (1977) and master's degree (1979) from Louisville. Moll, 47, was born in Harrison, N.Y., and is married to the former Kimberly Collins of Brandenburg, Ky. They have two children, Joshua, 16, and Chelsea, 13, and reside in Crestwood, Ky.



## KEVIN KELLY

### COLLEGE AREA SCOUT

Kevin Kelly is in his second year as a college area scout for the Browns. He arrived in Cleveland following five years (1996-2000) as head coach and offensive coordinator for St. Viator High School in Arlington Heights, Ill.

Kelly previously coached at Case Western Reserve University in 1995 as defensive coordinator and defensive backs coach, John Carroll University in 1994 as linebackers coach and at Lake Forest College in 1993 as defensive line coach. He also served as an NFL scout (Midwest) for the Ottawa Rough Riders (CFL) in the summer of 1993 and as a scout for the Prep Football Report in 1992. He began his coaching career with a three-year stint at Indiana University as a graduate assistant.

He holds a master's degree in sports marketing and management and a bachelor's degree in economics from Indiana University. Kelly was a walk-on player at Indiana University and following a stint at the 1986 All-American Bowl, he captained the Hoosiers to the 1987 Peach Bowl. Kelly also played at the University of Miami (Fla.) and was a member of the Hurricanes' 1983 National Championship Team.

Kelly and his wife, Allison, have two sons, Ryan, 7, and Payton, 2, and reside in Indianapolis, Ind.



## DOUG KRETZ

### COLLEGE AREA SCOUT

Doug Kretz is in his second year as a college area scout for the Browns and 24th year in the NFL. He previously worked as a college area scout for the Washington Redskins (2000) and Pittsburgh Steelers (1999).

Kretz began his NFL career in 1979 with the Seattle Seahawks, where he worked as a college area scout until 1999 when he joined the Steelers. He was a football and soccer coach at Newport High School in Bellevue, Wash., from 1975-79.

While earning a bachelor's degree in education from Seattle Pacific University, Kretz was a member of the Falcons soccer team. He was working on a master's degree at the University of Washington when the Seahawks hired him.

A native of Camas, Wash., Kretz, 51, attended Mercer Island (Wash.) High School. He and his wife, Gerri, have a daughter, Berit, 12.

**RUSS LANDE**  
COLLEGE AREA SCOUT – BLESTO



Russ Lande is in his second year as a college area scout for the Browns and sixth year in the NFL. Prior to joining the Browns in 2001, Lande founded, owned and operated, GM jr, a private scouting service, which rated and evaluated the top college football players across the country. The GM jr scouting guide was sold over the Internet.

Lande also worked from 1999-2001 as an editorial consultant for CBS Sports' NFL Today Show. He researched and analyzed player information for Jim Nantz, Mike Ditka and other on-air talent.

His first position in organized football was at UCLA in 1993, serving as a part-time unpaid intern under Bill Rees. Lande followed up with an internship in 1994 with the Los Angeles Rams, where he worked under Jack Faulkner. Lande advanced in the Rams scouting department to scouting assistant in 1995, and he held the position of scouting administrator from 1996-98.

Lande received a bachelor's degree in economics, marketing/entrepreneurial studies from Babson College in Wellesley, Mass., in 1992. He graduated from The Bronx High School of Science and played on a student-organized club football team.

Raised in New York City, Lande is single and currently resides in Park Slope, N.Y.

**GEORGE STREETER**  
COLLEGE AREA SCOUT



George Streeter is in his fifth year as a college area scout for the Browns and eighth year in the NFL. Prior to joining the Browns in 1998, George Streeter worked for the San Francisco 49ers from 1996-97 as the pro personnel/AFC scout. Streeter began his career as a scout with the Green Bay Packers, where he worked as the Packers Midwest area scout.

Streeter holds a bachelor's degree in business from the University of Notre Dame where he was a four-year letterman and three-year starter at strong safety. He was selected by the Chicago Bears in the 11th round of the 1989 NFL Draft and saw action as a defensive back with the Bears in 1989 and the Indianapolis Colts in 1990.

Born in Chicago, Ill., Streeter, 35, is married to the former Jennifer Hurt of Phoenix, Ariz. They have a daughter, Shea, 11, and sons, Jordan, 9, and Benjamin, 7, and reside in Charlotte, N.C.





**JERRY BUTLER**  
**DIRECTOR, PLAYER PROGRAMS**

Jerry Butler is in his fourth year with the Browns and second year as the team's director, player development. Butler coached the Browns wide receivers in 1999 and 2000. He arrived in Cleveland following six years in the Buffalo Bills front office as the team's director of player development/alumni relations. He also assisted the Bills coaching staff, working with the wide receivers during training camps.

In Butler's current position, he assists the players and their families by providing a comprehensive career development program that creates a smooth transition into and out of professional football. Players are provided with assistance in life skills training, continuing education/degree completion, financial education and career internships.

Butler was one of the most productive receivers in the game during his nine-year (1979-87) NFL playing career. When Butler retired from the Bills following the 1987 season, he held several of the club's all-time receiving marks, including two which still stand – most receiving yards in a game (255 vs. N.Y. Jets, on Sept. 23, 1979) and most touchdowns in a game (4 vs. N.Y. Jets, on Sept. 23, 1979). Buffalo's first-round draft choice in 1979, Butler received numerous accolades and awards, including recognition as the AFC Offensive Rookie of the Year in 1979 and a spot in the Pro Bowl in 1981.

During his playing career, Butler also established himself as a community leader. He was the Bills' "Man-of-the-Year" in 1981 and '82 for his outstanding community service, and was honored in 1983 by the Buffalo and Erie County YMCA with the Jackie Robinson Award.

Butler has continued his involvement in the community following his playing career. He holds the Jerry Butler Athletes in Action annual Football Camp at Hilbert College and currently sits on the Board for Athletes in Action in Buffalo, N.Y. Butler is also of founder of Butler Construction Company, which he started up in 1983.

Butler was an outstanding performer at Clemson where he was an All-America choice as a senior, and he was inducted into the Clemson Hall of Fame in 1986. He recently was named to the Clemson Ring of Honor – the highest honor a Clemson athlete can receive. In 1997, he was inducted into the South Carolina Hall of Fame.

A native of Ware Shoals, S.C., Butler was born on Oct. 12, 1957. He and his wife, Paula, have two children, Jerry, 15, and Chrissy, 13. The family resides in Shaker Heights, Ohio.



**MIKE COLELLO**  
**HEAD ATHLETIC TRAINER**

Mike Colello is in his fifth year as the head athletic trainer with the Browns, coordinating the medical care for the organization and players. He previously worked as an assistant athletic trainer with the New York Giants from 1994-98. He holds a B.S. in education from the University of Nevada-Las Vegas (1983) and an M.S. in physical education from Syracuse University (1985).

Colello is a certified member of the National Athletic Trainers Association and a licensed athletic trainer in the state of Ohio. He worked as an athletic trainer with Lynchburg in the Class A Carolina League in the New York Mets organization from 1982-84. He also worked as head athletic trainer at Diablo Valley Junior College (1985-86) and as assistant athletic trainer at the University of Southern California (1987-92) and UCLA (1993-94) before joining the Giants.

Colello was born in Middletown, N.Y. He is married to the former Jean McMahon of Farmingville, N.Y. They have a son, Michael James, 9, and a daughter, Julia Ann, 3, and reside in Strongsville, Ohio.

## **PATRICK DOLAN**

**VIDEO DIRECTOR**



Patrick Dolan is in his fifth year as the Browns video director. He joined the Browns in 1998 after working as the assistant video director with the Pittsburgh Steelers from 1988-98.

He holds a B.S. degree in business administration/accounting from the University of Pittsburgh (1987). Dolan worked as a graduate assistant football coach for the Panthers in 1987-88.

Dolan, 37, was born in Sharon, Pa., and is married to the former Tammy Lockhart of Port Vue, Pa. They have three daughters, Jenna, 8, Julia, 5, and Kaleigh, 1, and reside in Medina, Ohio.

## **ROBERT A. MONICA**

**HEAD EQUIPMENT MANAGER**



Equipment Manager Bobby Monica is in his fifth year with the Browns. He joined the club in 1998 after previously serving as head equipment manager of the Jacksonville Jaguars from 1994-98.

Monica began his career in the NFL in 1980 with the Miami Dolphins. He was the Dolphins' assistant equipment manager for four years and served as the team's head equipment manager from 1985-93.

Monica, 45, holds a B.A. in sports administration from St. Thomas University. He was born in Madison, N.J. He is married to the former Donna Beets of Miami, Fla. They have a son, Gino Anthony, 10, and a daughter, Victoria Marie, 6, and reside in Strongsville, Ohio.

## **TODD STEWART**

**EXECUTIVE DIRECTOR,  
PUBLICITY/MEDIA RELATIONS**



As executive director, publicity/media relations, Todd Stewart oversees the department responsible for serving as the liaison between the team and the general public through its work with the local and national media.

Stewart joined the Browns in March 1999 after working the previous nine seasons with the Indianapolis Colts. He was an intern in 1990 and served as assistant director of public relations from 1991-98. He currently is on the Board of Directors for the Cleveland Touchdown Club and also serves on the NFL's Media Services Committee.

Stewart worked on the NFL's public relations staff at Super Bowl XXXVI in New Orleans. He also assisted the NFL as the AFC public relations representative at the 2000 Pro Bowl in Hawaii and served on the NFL public relations staff at Super Bowl XXVII and at three consecutive AFC Championship Games (1997-99). He was a member of the Colts public relations staff awarded the 1996 Pete Rozelle Award, an annual honor bestowed to the NFL's top PR staff as voted by the Pro Football Writers of America.

He obtained a B.S. in communications from Miami (Ohio) University in 1988 and worked as a graduate assistant in the sports information department at the University of Tennessee from 1988-90 while also pursuing a master's degree in communications.

Stewart, 36, is a native of Cincinnati, Ohio. He and his wife, Rebecca, reside in Brunswick Hills, Ohio, with their son, Blake, 2.



## **JOHN A. BERGFELD, M.D.**

**HEAD TEAM PHYSICIAN**  
**CLEVELAND CLINIC SPORTS HEALTH**

John Bergfeld is the Director of Cleveland Clinic Sports Health and is the Browns Team Physician. Bergfeld previously was the Browns Team Physician from 1976-1995 and is in his 24th season in this capacity. He is a graduate of Bucknell University where he played offensive guard and linebacker. Bergfeld was the Chief of Orthopaedics of the United States Naval Academy. He has been a board member of the American Academy of Orthopaedic Surgeons since 1997 and previously served as President of the American College of Sports Medicine in 1984-85 and President of the American Orthopaedic Society for Sports Medicine in 1992-93. He also has been Chairman of the NFL Safety Committee from 1993-98 and presently is President elect of the International Society for Arthroscopy, Knee and Orthopaedic Surgery. He was named the Professional Football Trainers Association Team Physician of the Year in 1999. Bergfeld is married to Wilma F. Bergfeld, M.D. They have two daughters, Onee Louisa Lowe and Sigrid Wilma Grieco.



## **ROBERT DIMEFF, M.D.**

**TEAM PHYSICIAN**  
**CLEVELAND CLINIC SPORTS HEALTH**

Robert Dimeff works as a Browns Team Physician and has been the Medical Director of the Section of Sports Medicine with the Department of Orthopaedic Surgery at The Cleveland Clinic since 1990. He has also been the Team Physician for the Cleveland CAVS and the Cleveland State University Athletic Department since 1990. Dimeff previously served as a consultant physician with the Cleveland Browns from 1990-95. He holds a B.S. in integrated life sciences from Kent State University and an M.D. from the Northeastern Ohio Universities College of Medicine. Dimeff has been Vice-Chairman of the Department of Family Practice of The Cleveland Clinic Foundation since July of 1997.





# ORGANIZATION MANAGEMENT



**Dan Arthur**  
Director, New Media



**Meredith Camp**  
Director, Events and  
Special Projects



**Mitch Doremus**  
Director, Scoreboard  
Operations



**Diane Downing**  
Director, Stadium  
Operations



**Gordon Foust**  
Director, Information  
Technology




**Ken Louard**  
Director, Business  
Operations



**Carl Meyer**  
Director, Security  
Operations



**Brett Reynolds**  
Director, Marketing  
& Sales



**Joe Ricciuti**  
Director, Premium  
Seating



**Laurie Rice**  
Controller



**John Schulze**  
Director, Ticket  
Operations



**Jackie Skalba**  
Director, Human  
Resources



**Judge George White**  
Director, Cleveland  
Browns Foundation



**Renee Zidan**  
Director, Community  
Relations

# ORGANIZATION

## FRONT OFFICE STAFF



**Michael Akers**  
Equipment Assistant




**Keith Anderson**  
Video Assistant



**Todd Argust**  
Manager, Stadium  
Operations



**Karla Arsena**  
Coordinator, Marketing  
Communications and  
Youth Programs



**Bill Baron**  
Manager, Custodial  
Services



**Ross Benjamin**  
Manager, Stadium  
Security




**Melvin Blake**  
Coordinator, Customer  
Relations



**Nathan Boudreaux**  
Coordinator,  
Publicity/Media Relations



**Sam Brown**  
Security Officer



**Eric Buckman**  
Assistant Athletic Trainer



**Cheryl Cannon**  
Administrative Assistant  
to the Coaching Staff



**Monica Cianchetti**  
Executive Assistant to  
the Vice President,  
Assistant Director of  
Football Operations &  
General Counsel



**Joe Cockburn**  
Security Officer



**Hannah Cornett**  
Coordinator, Information  
Technology



**Anthony Dick**  
Assistant Groundskeeper



**Linda Dienes**  
Receptionist to Berea  
Training Facility

# ORGANIZATION

## FRONT OFFICE STAFF



**Faye Donovan**  
Executive Assistant to  
President & Chief  
Executive Officer



**Carla Farison**  
Coordinator, Operations



**Jason Farrell**  
Security Officer



**Mitch Fink**  
Senior Manager, Sales



**Amy Gretsinger**  
Manager, New Media



**Amy Gulich**  
Administrative Assistant  
to Stadium Operations




**Dan Habinek**  
Coordinator, Customer  
Relations



**Stella Harhay**  
Executive Assistant,  
Pro Personnel



**Brandon Hipp**  
Coordinator, Facilities



**Greg Hipp**  
Manager, Berea Facilities



**Jamir Howerton**  
Assistant Director, Player  
Programs



**Zac Jackson**  
Editor/Writer,  
ClevelandBrowns.com



**Monée Kidd**  
Manager, Cleveland  
Browns Foundation



**Ted Kozak**  
Pro Scouting  
Administrator



**Chris Kurman**  
Assistant Equipment  
Manager



**Marty Lauzon**  
Assistant Athletic Trainer

# ORGANIZATION

## FRONT OFFICE STAFF



**Dino Lucarelli**  
Manager, Alumni  
Relations



**Trip MacCracken**  
Salary Cap Administrator



**Sue Majewski**  
Payroll Administrator



**Bob Markowitz**  
Coordinator, Operations



**Ken Mather**  
Manager, Publicity/Media  
Relations



**Kathy Mathis**  
Security Specialist



**Marcia Maus**  
Executive Assistant to  
the Director of Ticket  
Operations



**Carol Meier**  
Receptionist to Berea  
Training Facility



**Karen Meier**  
Coordinator, Customer  
Relations



**Jolene Miller**  
Coordinator, Accounts  
Payable



**Michael Mirwald**  
Manager, Stadium  
Facilities



**Angel "Moe" Morales**  
Manager, Team Security



**Erica Muhleman**  
Manager, Marketing  
Services



**Michelle Musarra**  
Executive Assistant to  
the Executive Vice  
President, Finance



**Lorne Novick**  
Finance & Legal  
Associate



**Rick Orrico**  
Manager, Stadium  
Operations

# ORGANIZATION

## FRONT OFFICE STAFF



**Amy Palcic**  
Coordinator,  
Publicity/Media Relations



**Geri Pastor**  
Administrative Assistant  
to Alumni Relations



**Neal Pate**  
Assistant Head  
Groundskeeper



**Jeff Patton**  
Network Administrator



**Mike Patton**  
Senior Manager,  
Customer Relations



**Eric Penix**  
Coordinator, Multimedia



**Chris Powell**  
Head Groundskeeper



**Erika Ralph**  
Executive Assistant to the  
Executive Vice President,  
Business Operations &  
Chief Administrative Officer



**Julie Ann Reeder**  
Manager, Events



**John Reid**  
Team Photographer



**Joe N. Ricciuti**  
Assistant Groundskeeper



**Jad Richa**  
Coordinator, Business  
and Operations



**Brendan Rowe**  
Manager, Operations



**Ken Rundle**  
Manager, Berea Security



**Jeanne Sgro**  
Manager, Ticket  
Operations



**Catherine Slezak**  
Executive Assistant to  
Vice President,  
Operations

# ORGANIZATION

## FRONT OFFICE STAFF



**Molly Smith**  
Coordinator, Browns  
Backers



**Kelly Solomon**  
Coordinator, Suite  
Services



**Scott Springer**  
Assistant Groundskeeper



**Matt Srodek**  
Coordinator, Utilities



**Terry Steirer**  
Assistant Controller



**Emily Stine**  
Coordinator, Cleveland  
Browns Foundation



**Chetan Tanna**  
Senior Manager,  
Information Technology



**Mark Thewes**  
Coordinator, Marketing  
Services



**Krystal Thomas**  
Coordinator, Premium  
Seating



**John Tironi**  
Manager, Ticket  
Operations



**Jennifer Torrez**  
Senior Manager,  
Marketing Services



**Mary Beth Urban**  
Coordinator, Events and  
Special Projects



**Joe VanDetta**  
Video Assistant



**Zak Vranesevic**  
Coordinator, Mailroom



**Jeff Wallo**  
Assistant Video Director



**John Watt**  
Assistant Groundskeeper



**Krystal Welch**  
Manager, New Media



**Jenner Wise**  
Coordinator, Community  
Relations



**Andrea Wymer**  
Executive Assistant,  
Marketing



**This victory dance  
brought to you by the  
Cleveland Browns  
Foundation.**

*We support programs that help disadvantaged youth find their stride. Programs in arts and education, health and careers. To find out how you can help our children accomplish great things, call 440.891.5063.*



## ORGANIZATION

### CLEVELAND BROWNS FOUNDATION



Judge George White  
Director, Cleveland  
Browns Foundation



The primary purpose of the Cleveland Browns Foundation is to help meet the needs of disadvantaged youth in the Northeast Ohio area from childhood through teenage years. The Foundation's goal is to address the educational, social, cultural, financial and other problems faced by disadvantaged youth and to cure, minimize, or prevent such problems.

The Cleveland Browns Foundation was formed as the philanthropic arm of the Cleveland Browns to give back to the community that has so graciously embraced the team throughout the years. The Foundation supports the Northeast Ohio community by funding programs that improve the lives of disadvantaged children.

#### GRANTS

The Foundation supports non-profit agencies that work with at-risk children in Northeast Ohio through a grant process. By providing grants to agencies in the local community, the Foundation is able to help a growing number of children each year.

#### PROGRAMS

##### Dream Seats

Dream Seats is a reward-based program giving children the opportunity to set and fulfill their goals. Children between the ages of nine and sixteen who make a commitment to refrain from substance abuse, and teach others about the dangers of these substances can earn a Dream Seat at Cleveland Browns Stadium for one Browns game during the season. Many of the students who participate in Dream Seats have never had an opportunity to be a guest at a professional sporting event. By giving these students the chance to earn a seat through prevention and education, they are much more likely to stay on a clean path toward graduation and success.

##### Creating Executive Opportunities

Choosing the right career path can be a difficult decision for students just entering college. Creating Executive Opportunities (CEO) helps graduating seniors make more informed choices, by exposing them to a variety of different industries. High school seniors from the Cleveland Municipal Schools and Cleveland Catholic Schools are invited to participate. CEO students have a chance to hear from top executives in Northeast Ohio, who can provide them with invaluable advice about course selection and other opportunities they should take advantage of while they are in school.

##### Tickets for Kids

When something prevents Browns fans from making it every Sunday, the Tickets for Kids program allows season ticket holders to make a tax-deductible donation of their tickets to the Foundation. These tickets, which might otherwise go unused, are passed along to local area non-profit organizations that work with children, bringing the fun and excitement of Cleveland Browns football to a new generation of football fans in Cleveland.



**EVENTS**

The Foundation remains dedicated to the children and communities in Northeast Ohio and could not continue without the generous support from Browns fans. Want to be more involved? Join the Cleveland Browns at the following events to raise money for Foundation programs and grants that go to help disadvantaged children in Northeast Ohio:

**Draft Day Party**

Join the Browns each April to watch and discuss the NFL Draft. The day begins with a chance to meet current players and get an inside perspective on the upcoming season. Enjoy food, beverages, autographs and the chance to win exclusive Browns prizes throughout the day.

**Golf Outing**

Mark your calendars for June when the Cleveland Browns players, coaches, executives and alumni come out to support the Cleveland Browns Foundation Golf Outing presented by Arthur Andersen. Each fivesome is paired with a Browns celebrity for a round of golf, food, conversation and fun. At the conclusion of the day, a reception dinner allows guests to mingle with the Browns, and provides them with opportunities to win exclusive raffle and auction prizes.

**Armada Funds/Cleveland Browns Touchdown Run**

Come out to help kickoff the first preseason game each year with a 5k run, one-mile walk, and festivities at Cleveland Browns Stadium. All fans are invited to enjoy lunch provided by Outback Steakhouse, the best-dressed fan contests, interactive games and socialize with Cleveland Browns alumni.

**NatCity Investments Lunch with the Browns**

Get the season game plan and eat lunch with a Cleveland Browns player! Join the Browns for an exciting luncheon and get the inside scoop on the upcoming season from Browns coaches, ownership and the player at your table. Before lunch ends you will know the direction of the team and winner of this year's Best Dressed Player Award.

**FOR MORE INFORMATION**

All donations to the Cleveland Browns Foundation are tax deductible. To learn more about these Browns events and other upcoming fundraisers, or to find out how you can participate in the Foundation's programs, log onto [clevelandbrowns.com](http://clevelandbrowns.com) or call the Foundation at 440-891-5053.



Head Coach Butch Davis joins players, assistant coaches, executives and alumni each year to support the Cleveland Browns Foundation Golf Outing presented by Arthur Andersen.

## ORGANIZATION

### CLEVELAND BROWNS HERO FUND



Cleveland Browns Owner and Chairman Al Lerner and President and CEO Carmen Policy welcomed to the Cleveland Browns Family Dawn McAleese and children, Aidan, Liam, Jack and Brianne; and Jimmy Smith and daughter, Patricia Mary.

Each donation was matched by Cleveland Browns Owner and Chairman Al Lerner. Additional funding will be provided by the Cleveland Browns Foundation.

The team adopted the families of Police Officer Moira Smith and Firefighter Brian McAleese. The Browns will assist the family of Smith, consisting of her husband, James, and daughter, Patricia Mary (2) and the family of McAleese, consisting of his wife, Dawn, and their four children, Brianne (5), Jack (4), Liam (2) and Aidan (1) in the form of annual payments until the youngest child in each family turns 18. In addition to the financial pledge, the Browns will “adopt” the children by bringing them to games in Cleveland and having them join the team at one away game each year. Each trip will be planned so the families can enjoy the city where the game is played in addition to interacting with the team. The Browns will also offer internships to the children, involve the families in holiday gift giving and maintain year-round contact.

“These are people who dedicated their lives to service to their communities, and they paid a very high price for that dedication on Sept. 11,” Owner and Chairman Al Lerner said. “We wanted to show that we appreciate it and that they are not alone, and we would not ever let them be alone.”

“The Cleveland Browns wanted to do something special indicating our desire to build relationships,” said Browns President and CEO Carmen Policy. “We are the Smith’s and McAleese’s new extended family, and we hope to provide help by the way of love and interaction.”

If you wish to contribute to the Cleveland Browns Hero Fund, please make checks payable to:

Cleveland Browns Foundation – Hero Fund

Attn: Mr. Doug Jacobs,

Executive Vice President, Finance

Cleveland Browns

76 Lou Groza Blvd.

Berea, Ohio 44017

All donations are tax deductible.

The Cleveland Browns continue to dedicate their efforts and resources to giving back to the Cleveland community for its support throughout the years, while welcoming our youngest fans to the game of football. By providing valuable learning experiences, supporting community endeavors, implementing grassroots football programs and offering learning and life enriching experiences for our youngest fans, the Cleveland Browns continue to establish and foster community ties.

Prior to training camp, the Browns partnered with MBNA to build a home in the Cleveland Neighborhood of Clark-Fullerton through the Greater Cleveland Habitat for Humanity. Led by Head Coach Butch Davis, the team's coaches, players, staff and members of Browns Backers Worldwide joined volunteers and staff from MBNA to raise the walls of the two-story home. The Habitat for Humanity project is one of the Browns' monthly initiatives through the Browns Timeout for Teamwork Program. In this program, coaches, players and staff have the opportunity to give back to the community each month through volunteer efforts and community awareness programs.

During training camp, the Browns offer the Coach's Community Corner for the fourth consecutive year to provide the opportunity for volunteers, disadvantaged youth, the elderly and an array of fans to attend training camp as special guests of the team.

To further recognize the significant impact that volunteers have throughout Northeast Ohio, the Browns accept applications for the 2002 Cleveland Browns Community Quarterback Award, which honors individuals who exemplify leadership, dedication and a commitment to improving the communities in which they live through volunteerism. Through a nomination process, a finalist will be chosen and will receive a \$10,000 contribution to their nominating agency and will go on to compete for the honor of the 2002 NFL Community Quarterback Award.

The Browns also recognize the academic achievements of students by providing game day incentives for students in Northeast Ohio. Coach Davis has implemented the Academic Achievers Program to recognize high school football players who excel both on and off the field. The selected Academic Achiever is invited to a Browns home game with a teacher of his choice who has had a significant impact on encouraging his educational achievements. Browns players



Tim Couch was the 2001 United Way Spokesman.



Jamir Miller visits with fans in the Coach's Community Corner during training camp.



Sue Miller of Victory Gallop celebrates as their volunteer is selected for the 2001 Cleveland Browns Community Quarterback Award.

## ORGANIZATION


### BROWNS IN THE COMMUNITY



Academic Achievers make history as they attend the Browns' first win against the Steelers at Cleveland Browns Stadium.



Players participate in reading hour at a local school.



Jamel White and Kelly Holcomb visit a local school to speak about the importance of education.

have also implemented programs in the local school system that offer incentives to high achieving students the opportunity to attend a Browns home game. During the 2002 season, over 400 students will attend a Browns home game through these programs.

During the season, schools have the opportunity to participate in several educational initiatives, including Browns Rush for Reading, Shout Out from the Browns, Outback Road Trip with the Browns and Giant Eagle Jr. Training Table and Reiter Dairy School Fitness Program.

New for the 2002 season, the Browns will launch Hats Off to Our Heroes. The new program expresses the organization's admiration and appreciation for those who are battling life-threatening obstacles and who provide public safety services for our community. In early September, Browns players will visit the patients in the Oncology Unit of the Cleveland Clinic Children's Hospital. The players will leave behind special gifts for their heroes – the children. Together, the players and patients will make thank you gifts for the players to take with them to visit public safety service groups during the month.

To learn more about these and other Browns community relations endeavors, visit [clevelandbrowns.com](http://clevelandbrowns.com), which provides additional information, current stories and photos.



Courtney Brown

**CHRIS AKINS S**



**HEIGHT**  
 5-11  
**WEIGHT**  
 195  
**BIRTHDATE**  
 Nov. 29, 1976  
**ACQUIRED**  
 W (G.B.) - '01  
**COLLEGE**  
 Arkansas Pine-Bluff

**YEAR W/ BROWNS**  
 2nd  
**YEAR IN NFL**  
 4th

**36**

**GAMES PLAYED/STARTED:** 1999 (9/0); 2000 (10/0); 2001 (15/0).

**CAREER TOTALS:** 34 games, 0 starts.

**CAREER TRANSACTIONS:** Originally a seventh-round draft choice, 212th overall, of the Green Bay Packers in the 1999 NFL Draft...Waived by Green Bay on Sept. 5, 1999...Signed by Green Bay to the practice squad on Sept. 14, 1999...Signed by the Dallas Cowboys to the active roster on Oct. 27, 1999...Waived by Dallas on Oct. 31, 2000...Claimed by Green Bay off waivers on Nov. 1, 2000...Waived by Green Bay on Dec. 7, 2001...Claimed by the Cleveland Browns off waivers on Dec. 10, 2001.

**SEASONAL REVIEWS**

**2001:** Appeared in four regular-season games for the Browns mainly as a special teams player and nickel back in the defensive secondary... Began the season with Green Bay and appeared in the club's first 11 regular-season games with 12 tackles, including 8 solos and 1 pass defended...Also participated in special teams and ranked tied for third on the club with 7 special teams tackles...Had 1 solo tackle at Carolina on Sept. 30...Recorded a career-high 6 tackles, including 4 solos and also added 2 special teams tackles and 1 special teams forced fumble at Minnesota on Oct. 21...Played safety vs. Atlanta on Nov. 18 and had 5 tackles, 3 solos and 1 pass defended...Had special teams tackles vs. Detroit on Sept. 9, vs. Washington on Sept. 24, at Carolina on Sept. 30, vs. Baltimore on Oct. 14 and at Chicago on Nov. 11...Waived by Green Bay on Dec. 7 and claimed by Cleveland on Dec. 10...Totaled 3 tackles and added 2 solo tackles on special teams with the Browns...Made his Browns debut by appearing on special teams vs. Jacksonville on Dec. 16...Played safety in the nickel defensive package at Green Bay on Dec. 23 and recorded 3 solo tackles against his former teammates...Played on special teams at Tennessee on Dec. 30 and at Pittsburgh on Jan. 6.

**2000:** Began the season with Dallas and played in eight regular-season games with the Cowboys before joining the Packers on waivers on Nov. 1...Subsequently played in two games for Green Bay on special teams, making 1 tackle and was inactive for the other six regular-season contests...Prior to joining Green Bay, had totaled 2 tackles as a safety and 8 special teams tackles for Dallas...Posted 2 special teams tackles for the Cowboys vs. Philadelphia on Sept. 3, at Carolina on Oct. 1 and vs. Jacksonville on Oct. 29...Saw fourth-quarter action at safety against Arizona on Oct. 22, making 2 assisted tackles...Made his initial appearance with the Packers in win over Indianapolis on Nov. 19 with 1 special teams tackle...Later returned to duty on the coverage units in the season finale vs. Tampa Bay on Dec. 24 with Tod McBride sidelined by a knee injury.

**1999:** Originally a seventh-round draft choice, 212th overall, of Green Bay in the 1999 NFL Draft...Waived by Green Bay on Sept. 5...Signed by Green Bay to the practice squad on Sept. 14...Spent Weeks 2-7 on the Packers practice squad before being signed by Dallas to the active roster on Oct. 27...Went on to become the Cowboys' second leading tackler on special teams, despite playing nearly half the season...Totaled 15 special teams tackles in nine regular season games for the Cowboys, and also

**CHRIS AKINS** *continued*

added a tackle on special teams in Dallas' playoff loss at Minnesota...Tied for the club lead in coverage stops with 3 tackles in his NFL debut at Indianapolis on Oct. 31...Also led or tied for the team lead in special teams tackles five times in the final eight games – 3 vs. Green Bay on Nov. 14, 2 at Arizona on Nov. 21, 2 vs. Philadelphia on Dec. 12, 2 vs. N.Y. Jets on Dec. 19 and 2 at New Orleans on Dec. 24... Also forced a punt return fumble in the contest against the Packers on Nov. 14...Saw limited action as a safety in the nickel defensive package against the Cardinals as George Teague went out with a finger laceration.

**COLLEGE:** Played two years at the University of Arkansas (1995-96) before transferring to Arkansas Pine-Bluff for his final two seasons (1997-98)...Totaled 156 tackles (83 solos), 12 interceptions, 25 passes defended, 6 fumble recoveries and 9 tackles for loss over the course of his collegiate career... Had 4 defensive scores (3 interception returns and 1 fumble return)...Was highly decorated as a senior at Arkansas-Pine-Bluff, earning second team Division I-AA All-America honors from the *Associated Press*...Also was named to the Black College All-America team and was first team All-Southwestern Athletic Conference...Started at free safety both of his years at Arkansas-Pine-Bluff recording 118 tackles, 11 interceptions, 23 passes defended, 5 fumble recoveries and 9 tackles for loss for the Golden Eagles...Returned an interception 100 yards for a touchdown late in Pine Bluff's 1998 victory over Alcorn State...Was allowed to play right away at Pine Bluff as he took advantage of the NCAA's one-time transfer rule that allows a player moving down in classification to participate immediately if he meets all eligibility requirements...Majored in business administration.

**PERSONAL:** Given name Christopher Drew Akins...Born in Little Rock, Ark.... Single...Has a son, Chris Jr. (born Jan. 28, 1999)...Named Arkansas Player of the Year as a senior at Little Rock Hall High School...Also earned All-America, all-state and all-conference honors...Had 117 total tackles (85 solos), 4 interceptions and 17 passes defended his senior season...Lettered three times for the football team...Also won three letters as a track athlete...Was a two-time all-state pick in track, and set school records in the 100- (10.33) and 200-meter dashes...Is the second cousin of former NFL tight end Jackie Harris...Brother, Terry, played football at Arkansas in 1992...Worked with the Mentoring At Risk Youth (MARY) program while attending Arkansas Pine-Bluff, reading twice a week to area elementary school students...Resides in Little Rock, Ark.

**AKINS' SINGLE-GAME CAREER HIGHS**

**TACKLES:** 6 at Minnesota 10/21/01

**PBU:** 1 vs. Atlanta 11/18/01

**AKINS' CAREER DEFENSIVE STATISTICS**

Year	TACKLES			Sacks No/Yds	Int's No/Yds	PBUs	Fumbles Rec./For.	Special Teams Tackles
	Total	Solo	Asst.					
1999 (G.B./Dal.)	0	0	0	0/0	0/0	0	0/0	15
2000 (Dal./G.B.)	2	0	2	0/0	0/0	0	0/0	8
2001 (G.B./Cle.)	15	11	4	0/0	0/0	1	0/0	9
Career	17	11	6	0/0	0/0	1	0/0	32

**DID YOU KNOW?**

The Browns led the NFL with 33 interceptions in 2001 while establishing a new team record and breaking the previous mark of 32 set in 1968.

## BRAD BEDELL OL



## HEIGHT

6-4

## WEIGHT

305

## BIRTHDATE

Feb. 12, 1977

## ACQUIRED

D (6b) - '00

## COLLEGE

Colorado

## YEAR W/ BROWNS

3rd

## YEAR IN NFL

3rd

63

**GAMES PLAYED/STARTED:** 2000 (12/0); 2001 (15/4).

**CAREER TOTALS:** 27 games, 4 starts.

**CAREER TRANSACTIONS:** Selected by the Cleveland Browns in the sixth round, 206th overall, in the 2000 NFL Draft.

**CAREER HIGHLIGHTS:** Made his NFL debut by playing on special teams vs. Pittsburgh on Sept. 17, 2000...Made his first NFL start at right guard vs. Jacksonville on Dec. 16, 2001.

## SEASONAL REVIEWS

**2001:** Appeared in 15 games, including starts in the final four regular-season games at right guard... Began the season appearing mainly on special teams and as a backup at right guard...Late in the season, earned a starting spot including his first career start vs. Jacksonville on Dec. 16...In his second start, helped RB Jamel White rush for 131 yards as the offense racked up 337 yards of total offense... The following week helped give QB Tim Couch time in the pocket to throw for 336 yards as the offense set a season-high 409 yards of total offense...**Game 1 vs. Seattle 9/9:** Played on special teams...**Game 2 vs. Detroit 9/23:** Played left guard and also on special teams...Replaced starting LG Ross Verba (hip pointer) for two plays in the second quarter...**Game 3 at Jacksonville 9/30:** Inactive...**Game 4 vs. San Diego 10/7:** Played on special teams...**Game 5 at Cincinnati 10/14:** Played on special teams...**Game 6 vs. Baltimore 10/21:** Played on special teams...Replaced starting LG Ross Verba (concussion) in the second half...Offensive line provided QB Tim Couch time to throw 2 third-quarter TD passes...**Game 7 at Chicago 11/4:** Played on special teams...**Game 8 vs. Pittsburgh 11/11:** Played on special teams...**Game 9 at Baltimore 11/18:** Played on special teams...**Game 10 vs. Cincinnati 11/25:** Played on special teams...**Game 11 vs. Tennessee 12/2:** Played on special teams...**Game 12 at New England 12/9:** Played on special teams...**Game 13 vs. Jacksonville 12/16:** Made his first career start at right guard...**Game 14 at Green Bay 12/23:** Started at right guard and rotated with RG Jeremy McKinney as the offensive line helped pave the way for RB Jamel White to rush for 131 yards on 21 carries (6.2 avg.), and establish a team season-high 168 net yards rushing and 337 total net yards of offense...**Game 15 at Tennessee 12/30:** Started at right guard as the offensive line provided Tim Couch time to throw for 336 yards and 3 TDs, and RB Jamel White to rush for 2 TDs, as the offense rolled up a season-high 409 net yards of offense...**Game 16 at Pittsburgh 1/6:** Started at right guard and rotated with RG Jeremy McKinney throughout the game.

**2000:** Appeared in 12 games, mainly on special teams...Inactive the first two weeks of the season... Played on special teams and limited time on goal line unit...Saw first action with the starting offense, replacing RG Everett Lindsay in the third quarter at Tennessee on Nov. 19 after Lindsay was ejected from the game...Saw action at LG at Baltimore on Nov. 26...Listed as inactive in the first two regular-season games...Made his NFL debut by playing on special teams vs. Pittsburgh on Sept. 17...Did not play at Arizona on Oct. 8.



BRAD BEDELL *continued*

**COLLEGE:** Started in 22 games in his final two seasons at Colorado...In 1999, Football Writers Association and SportsPage.com All-America first team selection, earning second team honors from the *Associated Press* and third team accolades from *Football News*...Consensus All-Big 12 Conference first team pick...Started every game at strongside guard, participating in 770 plays...Graded 89.2% for blocking consistency...Led the team with 84 knockdowns and tied for the lead with 24 touchdown-resulting blocks as the offense generated 4,674 yards...In 1998, co-winner of the Derek Singleton Award, presented by the coaches for spirit, dedication and enthusiasm...All-Big 12 Conference third team pick...Started 10 regular-season games and the Aloha Bowl at left guard...Graded 88.4% for blocking consistency and participated in 691 plays...Led the team with 78 knockdown blocks, and was third in touchdown blocks (9) and downfield blocks (7)...Helped the Buffs average 202.4 yards per game passing...In 1997, saw action in two games (Michigan and Wyoming, starting the latter), but a nerve irritation in his neck kept him out of the lineup the rest of the season...Granted a medical hardship due to the injury...Participated in 123 plays, settling down after being thrown to the wolves at Michigan in his first major college game (replacing an injured Aaron Wade midway through the first half)...Had 1 pancake block and allowed 4 pressures and 2 sacks in the two games...*SuperPrep* ranked him as the fourth-best junior college recruit in the nation for 1996 (and the best offensive lineman), while *PrepStar* listed him among its top JUCO linemen (23 in all) at Mt. San Antonio (Calif.) College.

**PERSONAL:** Active in the Cleveland community during the holiday season by providing Thanksgiving dinners to families in the Cleveland area. He also assisted with building a playground as part of the United Way's Hometown Huddle project and supports organizations such as the American Red Cross, Make-A-Wish Foundation and the Cleveland Foodbank...As a senior at Arcadia (Calif.) High, he earned *Blue Chip* honorable mention All-America honors, in addition to *Super Prep* and *Prep Football Report* all-region accolades... Second team all-state selection and a first team All-CIF pick as a senior...Earned first team All-Pacific League and All-San Gabriel Valley (Los Angeles Times, Pasadena Star-News) honors as both a junior and senior...Did not allow a quarterback sack as a junior or senior, earning the Pacific League's Lineman of the Year award both years...Also played defensive tackle, making 85 tackles and registering 6 quarterback sacks with 2 blocked field goals as a senior...Had 70 tackles and 5 sacks as a junior...Majored in sociology, with a minor in Criminal Justice...Born Feb. 12, 1977 in Arcadia, Calif.

## JOSH BOOTY QB

**YEAR W/ BROWNS**

2nd

**YEAR IN NFL**

2nd

**HEIGHT**

6-1

**WEIGHT**

221

**BIRTHDATE**

April 29, 1975

**ACQUIRED**

W (Sea.) - '01

**COLLEGE**

Louisiana State



# 12

**GAMES PLAYED/STARTED:** 2001 (0/0).

**CAREER TOTALS:** 0 games, 0 starts.

**CAREER TRANSACTIONS:** Originally selected by the Seattle Seahawks as a sixth round draft choice, 172nd overall, in the 2001 NFL Draft...Waived by Seattle on Sept. 2, 2001...Claimed by the Cleveland Browns via waivers on Sept. 3, 2001.

## PLAYERS VETERANS

**JOSH BOOTY** *continued*

### SEASONAL REVIEWS

**2001:** Inactive for all 16 regular-season games as the third QB behind starter Tim Couch and backup Kelly Holcomb.

**COLLEGE:** Played in 20 regular-season games during his two-year career, starting 17 contests... Finished sixth on Louisiana State's career-record list with 307 completions in 623 attempts for 3,951 yards and seventh with 24 touchdown passes...As a senior, named All-Southeastern Conference first team selection, becoming the first LSU quarterback to earn that honor since 1989...Played in 10 games, starting nine and connected on 145-of-290 passes for 2,121 yards (seventh-best season total in school history) and 17 touchdowns (fourth-highest total in LSU history), while averaging 212.1 yards per game in total offense...Passed for a career-high 291 yards on 12-of-15 passing, including 2 touchdowns vs. Western Carolina...As a junior, appeared in 10 games, starting eight in his first year with the Tigers and completed 162-of-333 attempts for 1,830 yards and 7 touchdowns...Completed 22-of-38 passes vs. Ole Miss for 256 yards and 3 touchdowns, including a pair of 27-yard scores to his brother, Abram.

**PERSONAL:** Parade National Player of the Year and *USA Today* Offensive Player of the Year in 1993 after setting a national prep record for most passing yards with 11,700 and most touchdowns with 126 while at Evangel Academy (Shreveport, La.)...Also set a national record for most passing attempts in a career with 1,400...As a senior in 1993, he completed 175-of-334 passes for 3,054 yards and 43 touchdowns...Led Evangel to Class A State Championship and was Class A Offensive Player of the Year in 1993...Passing record broke that of Chad Davis of San Diego (9,932 yards)...All-district quarterback for four seasons; district MVP quarterback during sophomore, junior and senior seasons; All-state quarterback and MVP in his junior and senior seasons...Was a four-time all-district and all-state choice in baseball as a shortstop...Was the starting shortstop for the USA Junior Olympic National Team (silver medallist)...Played five seasons in the Florida Marlins' organization, including 13 games with the major league club...Was the fifth overall pick by the Marlins in the 1994 major league draft...Was the team's starting third baseman to open the 1998 season as Bobby Bonilla recovered from an injury...Final major league statistics: 13 games, 26 at bats, 3 runs, 7 hits, 4 RBI, 1 double, 4 walks and 9 strikeouts.

## BRANT BOYER LB



### HEIGHT

6-1

### WEIGHT

230

### BIRTHDATE

June 27, 1971

### ACQUIRED

UFA (Jac.) - '01

### COLLEGE

Arizona

### YEAR W/ BROWNS

2nd

### YEAR IN NFL

9th

# 52

**GAMES PLAYED/STARTED:** 1994 (14/0, 2/0); 1995 (2/0); 1996 (12/0, 3/1); 1997 (16/2, 1/0); 1998 (11/0); 1999 (16/0, 2/1); 2000 (12/5); 2001 (16/2).

**CAREER TOTALS:** 99 games, 9 starts.

**POSTSEASON TOTALS:** 8 games, 2 starts.

**CAREER TRANSACTIONS:** Originally selected in the sixth round, 177th pick overall, by the Miami Dolphins in the 1994 NFL Draft...Waived by Miami on Sept. 21, 1994...Signed to Miami's practice squad on Sept. 22, 1994...Signed by Miami to active roster on Oct. 5, 1994...Selected by the Jacksonville Jaguars as their 22nd selection (43rd overall) in the 1995 Expansion Draft on Feb. 15, 1995...Waived by

BRANT BOYER *continued*

Jacksonville on Aug. 27, 1995...Signed by Jacksonville as a free agent on Dec. 13, 1995...Waived by Jacksonville on Aug. 25, 1996...Signed by Jacksonville as a free agent on Sept. 24, 1996...Waived by Jacksonville on Sept. 25, 1996...Signed by Jacksonville as a free agent on Sept. 27, 1996...Signed by Jacksonville as a free agent on March 31, 1997...Signed by Jacksonville as an unrestricted free agent on March 12, 1999...Signed by the Cleveland Browns as an unrestricted free agent on March 12, 2001.

**CAREER HIGHLIGHTS:** Had a career-high 80 tackles, 2 interceptions and 26 special teams tackles for Cleveland in 2001...Established a career-high 13 tackles vs. Pittsburgh on Nov. 11, 2001...Led Jaguars with 21 special teams tackles in 1999, marking the third time in four seasons he led Jacksonville in special teams tackles...129 special teams tackles in first eight NFL seasons.

### SEASONAL REVIEWS

**2001:** In his first season with the Browns was a key contributor at middle linebacker in the nickel defensive package and on special teams...Appeared in all 16 regular-season games, including two starts at middle linebacker...Established a career-high 80 tackles, 57 solos, and led the club with 26 special teams tackles...Also added 2 interceptions, 4 passes broken up...His 80 tackles ranked sixth on the club...Established a career-high 13 tackles vs. Pittsburgh on Nov. 11...Interceptions were at Chicago on Nov. 4 and vs. Cincinnati on Nov. 25...**Game 1 vs. Seattle 9/9:** Played linebacker in the nickel defensive package with 5 tackles, including 2 solos and 1 TFL...Also played on special teams with 1 tackle...**Game 2 vs. Detroit 9/23:** Played linebacker in the nickel defensive package with 5 tackles, 3 solos and 1 pass broken up...Also played special teams with 3 tackles...**Game 3 at Jacksonville 9/30:** Played linebacker in the nickel defensive package with 5 solo tackles...Part of a defensive effort that limited Jacksonville to 98 net yards rushing and 259 net yards of offense...Also key contributor on special teams with 4 tackles...**Game 4 vs. San Diego 10/7:** Played linebacker in the nickel defensive package and recorded 1 tackle...Part of the defensive that limited the Chargers to 269 total net yards...Also played on special teams with 2 solo tackles...**Game 5 at Cincinnati 10/14:** Played linebacker in the nickel defensive package and had 7 tackles, including 5 solos and 1 pass broken up...Also played special teams...**Game 6 vs. Baltimore 10/21:** Played linebacker in the nickel defensive package and recorded 7 tackles, including 6 solos...Part of a defensive effort that limited the Ravens to 208 net yards passing and forced 7 sacks, 2 interceptions and 1 fumble on the afternoon...Also played on special teams...**Game 7 at Chicago 11/4:** Played linebacker in the nickel defensive package and recorded 4 solo tackles and 1 interception for 8 yards...Replaced starting middle LB Wali Rainer (ankle) in the second half...Added his first interception of the season in the first quarter on a third-and-19 play from the Chicago 38-yard line as he intercepted a pass from Bears QB Shane Matthews intended for WR Dez White at the 50-yard line and returned it 8 yards to the Bears 42-yard line...Part of a defensive effort that forced 3 interceptions, 3 fumbles (1 recovered), 5 sacks and 11 passes defended...Also played special teams with 1 tackle...**Game 8 vs. Pittsburgh 11/11:** Started at middle linebacker for Wali Rainer (ankle) and ranked second on the club with a career-high 13 tackles, including 9 solos...**Game 9 at Baltimore 11/18:** Played linebacker and recorded 3 solo tackles and 1 quarterback pressure on Ravens QB Elvis Grbac...Part of a defensive effort that forced 5 Ravens turnovers and allowed only 108 net yards rushing...Also played on special teams with 1 tackle...**Game 10 vs. Cincinnati 11/25:** Played linebacker in the nickel defensive package with 3 tackles, including 2 solos, and 1 interception for 4 yards...Recorded his second interception of the year and fourth of his career on the third play of the game as he intercepted a pass from Bengals QB John Kitna intended for WR Chad Johnson at the Bengals 34-yard line and returned it 4 yards to the Cincinnati 30-yard line as the Browns scored a FG 7 plays later to take an early 3-0 lead...Part of a defensive effort that limited the Bengals to 191 net yards of offense and forced 6 turnovers, 3 sacks and recorded the club's first shutout since Sept. 18, 1984 (32-0 vs. Arizona)...Also played special teams with 4 tackles...**Game 11 vs. Tennessee 12/2:** Played linebacker in the nickel defensive package with 3 tackles, including 2 solos...Also played on special teams with 1 tackle...**Game 12 at New England 12/9:** Started at linebacker as the Browns opened in the nickel defensive package...Added 6 tackles, including 4 solos, 1 tackle for loss and 1 pass broken up...Part of a defensive effort that limited the Patriots

## PLAYERS VETERANS

### BRANT BOYER *continued*

to 290 net yards, including 81 net yards rushing, and forced 3 sacks and 2 interceptions...Added 2 special teams tackles...**Game 13 vs. Jacksonville 12/16:** Played linebacker in the nickel defensive package and ranked second on the club with 9 tackles, including 5 solos...Part of a defensive effort that created 8 sacks, 3 turnovers (2 interceptions, 1 fumble recovery) and allowed only 282 net yards of offense... Also played on special teams...**Game 14 at Green Bay 12/23:** Played linebacker in the nickel defensive package with 1 pass broken up...Left the game in the first quarter with a left hand injury and returned in the third quarter...Also played on special teams with 2 tackles...**Game 15 at Tennessee 12/30:** Played linebacker in the nickel defensive package with 6 solo tackles...Also played on special teams with 4 tackles...**Game 16 at Pittsburgh 1/6:** Played linebacker in the nickel defensive package with 2 tackles and 1 quarterback pressure...Also played on special teams with 1 tackle.

**2000:** Played 12 games and started the final 5 games of the season for the Jaguars...Totaled 45 tackles, 13 special teams tackles, 3.5 sacks and 1 interception...Saw most extensive action of season on defense and led team with 7 tackles (4 solos), 1 sack and 1 quarterback pressure at Pittsburgh on Nov. 19...Made first start of season at linebacker in nickel defense and tied for team lead with 9 tackles (5 solos) while serving as special teams captain vs. Tennessee on Nov. 26...Started at linebacker in nickel formation making 4 tackles, 2 sacks and 1 interception while serving as special teams captain vs. Arizona on Dec. 10...Game marked his second multi-sack game of career...Started at linebacker in nickel defense and finished second on team with 7 tackles (2 solos) and 1 pass defended at Cincinnati on Dec. 17...Made fifth straight start at linebacker in nickel defense at New York Giants on Dec. 23...Recorded game-high 12 tackles on defense, (6 solos) while serving as special teams captain...Missed three games with a groin injury vs. Cincinnati on Sept. 17, at Indianapolis on Sept. 25 and vs. Pittsburgh on Oct. 1...Dressed but did not play vs. Baltimore on Oct. 8.

**1999:** Played in 16 games...Registered 43 tackles (23 solos) and 4 sacks...Led team with 21 special teams tackles and had 1 forced fumble...Led or shared lead in special teams tackles in four games...Earned special teams game ball vs. Cleveland on Oct. 17 for his team-leading 4 special teams tackles and first career forced fumble...Turned in first 2-sack game of career at Atlanta on Nov. 7...Made first career interception off Brian Griese vs. Denver on Dec. 13...Shared team lead with 11 tackles and got his fourth sack of the season at Cleveland on Dec. 19...Played in both playoff games for the Jaguars with one start...Started in nickel defense vs. Miami on Jan. 15, making 4 tackles of defense and 1 special teams tackle...Backup to Kevin Hardy in AFC Championship Game vs. Tennessee on Jan. 23.

**1998:** Missed the final five weeks of the season on injured reserve with a neck injury...Played in 11 games making 26 tackles (11 solos), 1 sack, 1 pass defense and 1 quarterback pressure...Made 19 special teams tackles, just one behind team leader Zack Crockett, even though missing the final five games...Saw action in situational defenses in every game he played.

**1997:** Played in all 16 games with two starts...Led team with 25 special teams tackles...Named the special teams player on *USA Today's* "All-Joe" team that honored the league's top unsung players...Made the first sack of his career vs. Pittsburgh on Sept. 22...First regular-season start of his career at linebacker in nickel defense vs. Baltimore on Nov. 30, finishing with 7 tackles, 4 solos...Also led team with season-high 4 special teams tackles.

**1996:** Played in 12 games...Finished season with 7 tackles on defense, including 3 solos...Led team with 16 special teams tackles despite missing four games...Led team in the postseason with 7 special teams tackles in three games.

**1995:** In his first season with Jacksonville, played in final two games on special teams after signing as a free agent...Made 1 special teams tackle.

**1994:** In his rookie season with Miami, played in 14 games, primarily on special teams...Spent two weeks on Dolphins' practice squad...Ranked sixth on team with 8 special teams tackles and had 2 tackles on defense.

**BRANT BOYER** *continued*

**COLLEGE:** A two-year starter at Arizona after transferring from Snow Junior College in Ephraim, Utah...Was the team tackle leader both seasons at Snow and was team captain and an All-Western States Conference choice as a sophomore after beginning his career as a walk-on...At Arizona, named honorable mention All-Pac-10 as junior with 66 tackles to rank second on the team...Made 7 tackles for loss, 1 sack and 1 interception...As a senior co-captain, earned second team All Pac-10 honors after leading the team with 90 tackles (70 solos), 8 tackles for loss, 3 fumble recoveries and 2 sacks.

**PERSONAL:** Full name is Brant T. Boyer...Born June 27, 1971 in Ogden, Utah...Lives in Fruit Heights, Utah...Attended North Summit High School in Coalville, Utah...First team all-state selection as a senior and a three-year letterman at middle linebacker...Lettered three times in track...Has donated his time to various charitable groups including Habitat For Humanity, the Cleveland Browns Foundation Golf Outing, and provided over 400 turkeys to deserving families for Thanksgiving.

**BOYER'S SINGLE-GAME CAREER HIGHS**

**TACKLES:** 13 vs. Pittsburgh 11/11/01

**SACKS:** 2 vs. Arizona 12/10/00; at Atlanta 11/7/99

**INTERCEPTIONS:** 1 vs. Arizona 12/10/00; vs. Denver 12/13/99; at Chicago 11/4/01; vs. Cincinnati 11/25/01

**BOYER'S DEFENSIVE STATISTICS**

Year	TACKLES			Sacks No/Yds	Int's No/Yds	PBU	Fumbles Rec./For.	Special Teams Tackles
	Total	Solo	Asst.					
1994 (Mia.)	2	2	0	0/0	0/0	-	0/0	8
1995 (Jac.)	0	0	0	0/0	0/0	-	0/0	1
1996 (Jac.)	7	3	4	0/0	0/0	-	0/0	16
1997 (Jac.)	43	27	16	1.5/-	0/0	-	0/0	25
1998 (Jac.)	26	11	15	1.0/-	0/0	1	0/0	19
1999 (Jac.)	43	23	20	4.0/-	1/5	0	0/1	21
2000 (Jac.)	45	23	22	3.5/-	1/12	1	0/0	13
2001 (Cle.)	80	59	21	0/0	2/12	4	0/0	26
Career	246	148	98	10.0/-	4/29	6	0/1	129

**BOYER'S 2001 GAME-BY-GAME DEFENSIVE STATISTICS**

Date	Opponent	TACKLES			Sacks No/Yds	Int's No/Yds	PBU	Fumbles Rec./For.	TFL
		Total	Solo	Asst.					
9/9	Sea.	6	3	3	0/0	0/0	0	0/0	1
9/23	Det.	5	3	2	0/0	0/0	1	0/0	0
9/30	@ Jac.	5	5	0	0/0	0/0	0	0/0	0
10/7	S.D.	1	0	1	0/0	0/0	0	0/0	0
10/14	@ Cin.	7	5	2	0/0	0/0	1	0/0	0
10/21	Bal.	7	6	1	0/0	0/0	0	0/0	0
11/4	@ Chi.	4	4	0	0/0	1/8	0	0/0	0
11/11	Pit.	13	9	4	0/0	0/0	0	0/0	0
11/18	@ Bal.	3	3	0	0/0	0/0	0	0/0	0
11/25	Cin.	3	2	1	0/0	1/4	0	0/0	0
12/2	Ten.	3	2	1	0/0	0/0	0	0/0	0
12/9	@ N.E.	6	5	1	0/0	0/0	1	0/0	1
12/16	Jac.	9	5	4	0/0	0/0	0	0/0	0
12/23	@ G.B.	0	0	0	0/0	0/0	1	0/0	0
12/30	@ Ten.	6	6	0	0/0	0/0	0	0/0	0
1/6	@ Pit.	2	1	1	0/0	0/0	0	0/0	0
Totals		80	59	21	0/0	2/12	4	0/0	2

## COURTNEY BROWN DE



**HEIGHT**

6-4

**WEIGHT**

280

**BIRTHDATE**

Feb. 14, 1978

**ACQUIRED**

D (1) - '00

**COLLEGE**

Penn State

**YEAR W/ BROWNS**

3rd

**YEAR IN NFL**

3rd

92

**GAMES PLAYED/STARTED:** 2000 (16/16); 2001 (5/5).

**CAREER TOTALS:** 21 games, 21 starts.

**CAREER TRANSACTIONS:** Selected by the Cleveland Browns as the first overall pick in the 2000 NFL Draft.

**CAREER HIGHLIGHTS:** Recorded career-high 3 sacks for 15 yards and totaled 9 tackles vs. Pittsburgh on Sept. 17, 2000 and was named AFC Player of the Week...Registered a career-high 11 tackles vs. Tennessee on Dec. 17, 2000...Matched a career-high 3 sacks for 23 yards and also returned a fumble recovery 25 yards for a TD at Chicago on Nov. 4, 2001.

**SEASONAL REVIEWS**

**2001:** Started in five games at right defensive end and recorded 19 tackles, 16 solo, and 4.5 sacks for 38.5 yards with 3 passes defended, one recovered fumble and one forced fumble...Missed 11 games due to knee and ankle injuries...Suffered a knee injury in the final preseason game that caused him to miss the first six games of the regular season...In his first appearance of the regular season at Chicago on Nov. 4 responded with 3 sacks for 23 yards and 1 fumble recovery, which he returned 25 yards for a TD...Helped stifle the Ravens as he collected 5 tackles, 1 sack for 11 yards, 1 forced fumble and 1 fumble recovery in the Browns' 27-17 win at Baltimore on Nov. 18...Suffered a left ankle sprain on the fifth play from scrimmage vs. Tennessee on Dec. 2 and did not return...The injury forced him to miss the final five games of the regular season as he was placed on Injured-Reserve on Jan. 2, 2002...**Game 1 vs. Seattle 9/9:** Inactive due to injury (right knee)...**Game 2 vs. Detroit 9/23:** Inactive due to injury (right knee)...**Game 3 at Jacksonville 9/30:** Inactive due to injury (right knee)...**Game 4 vs. San Diego 10/7:** Inactive due to injury (right knee)...**Game 5 at Cincinnati 10/14:** Inactive due to injury (right knee)...**Game 6 vs. Baltimore 10/21:** Inactive due to injury (right knee)...**Game 7 at Chicago 11/4:** Started at right defensive end and recorded 7 tackles, 6 solos, 1 tackle for loss, 3 sacks for 23 yards, 2 passes defended and 1 fumble recovery returned for a 25-yard touchdown...Matched his career-high with 3 sacks...On the second play of the game, recovered a fumble at the Chicago 25-yard line by Bears QB Shane Matthews on a sack and forced fumble by LB Wali Rainer and returned it 25-yard for a TD and an early 7-0 lead...Recorded his first sack in the second quarter with a 6-yard loss at the Bears 23-yard line on a third-and-nine play, forcing the Bears to punt...Stopped Bears RB Anthony Thomas for a 7-yard loss late in the second quarter...In the third quarter, sacked Bears QB Matthews for a 7-yard loss at the Chicago 29-yard line on a third-and-three play to force a punting situation...In the fourth quarter, recorded his third sack of the day with a 10-yard sack of Matthews on a fourth-and-four play as Matthews fumbled and was recovered by Bears LG Blake Brockenmeyer giving the Browns possession at the Cleveland 40-yard line...Part of a defensive effort that forced 3 interceptions, 3 fumbles (1 recovered), 5 sacks and 11 passes broken up...**Game 8 vs. Pittsburgh 11/11:** Started at right defensive end and recorded 2 tackles, 2 quarterback pressures on Steelers QB Kordell Stewart and broke up 1 pass...**Game 9 at Baltimore 11/18:** Started at right defensive end and recorded 5 tackles, including 4 solos, 1 sack for 11 yards, 3 quarterback pressures on Ravens QB Elvis Grbac, 1 forced fumble and 1 fumble recovery...In the third

COURTNEY BROWN *continued*

quarter, recorded an 11-yard sack on Ravens QB Elvis Grbac and forced a fumble and also recovered the fumble at the Browns 37-yard line halting a potential Ravens scoring drive...Part of a defensive effort that forced 5 Ravens turnovers and only allowed 108 net yards rushing...**Game 10 vs. Cincinnati 11/25:** Started at right defensive end with 5 solo tackles, .5 sack for 4.5 yards and 4 quarterback pressures...In the fourth quarter, recorded .5 sack along with LB Dwayne Rudd on Bengals QB Scott Mitchell on a 9-yard sack on a fourth-and-goal from the Browns 2-yard line to halt a potential Bengals' scoring drive as the Browns gained possession on downs...Part of a defensive effort that limited the Bengals to 191 net yards of offense and forced 6 defensive turnovers, 3 sacks and recorded the club's first shutout since Sept. 18, 1994 (32-0 vs. Arizona)...**Game 11 vs. Tennessee 12/2:** Started at right defensive end...On the fifth play from scrimmage in the first quarter, suffered a left ankle sprain and did not return...**Game 12 at New England 12/9:** Inactive due to ankle injury...**Game 13 vs. Jacksonville 12/16:** Inactive due to ankle injury...**Game 14 at Green Bay 12/23:** Inactive due to ankle injury...**Game 15 at Tennessee 12/30:** Inactive due to ankle injury...Placed on Reserve-Injured (left ankle) on Jan. 2, 2002.

**2000:** Started 16 games at left defensive end and ranked fifth on the club with 85 tackles, 56 solos, 4.5 sacks and 9 passes defended...Led the team with 25 QB pressures...Registered a career-high 3 sacks for 15 yards and also had 9 tackles in the Browns' 23-20 victory vs. Pittsburgh on Sept. 17 and was named AFC Defensive Player of the Week for his efforts...Recorded a career-high 11 tackles vs. Tennessee on Dec. 17...Also recorded 1 sack at Pittsburgh on Oct. 22 and .5 sack vs. Cincinnati on Oct. 29...Recorded 5 or more tackles in 10 games and registered at least 1 quarterback pressure in 13-of-16 contests...**Game 1 vs. Jacksonville (9/3):** Started at left defensive end and recorded 2 tackles, 1 solo and 1 quarterback pressure on Jaguars QB Mark Brunell...**Game 2 at Cincinnati (9/10):** Started at left defensive end and recorded 1 solo tackle and 3 QB pressures on Bengals QB Akili Smith...On first play of the second half stopped RB Corey Dillon for 3-yard loss in the backfield...**Game 3 vs. Pittsburgh (9/17):** Started at left defensive end and ranked second on the club with 9 tackles, including 6 solos, recorded a career-high 3 sacks for 15 yards, 3 quarterback pressures on Steelers QB Kent Graham and Kordell Stewart and 1 pass defended...On the Steelers' opening drive sacked QB Graham for a 5-yard loss forcing a fourth-and-17 from the Steelers 17-yard line...Late in the third quarter sacked QB Graham for a 6-yard loss forcing a third-and-14 from the Cleveland 37-yard line and forced the Steelers out of FG range...On the final play of the game, sacked QB Graham for a 4-yard loss on third-and-6 from the Browns 6-yard line as the game clocked expired and the Steelers were out of time outs securing the Browns' 23-20 win...**Game 4 at Oakland (9/24):** Started at left defensive end and recorded 5 tackles, including 2 solos and 3 quarterback pressures of Raiders QB Rich Gannon...**Game 5 vs. Baltimore (10/1):** Started at left defensive end with 7 tackles, 3 solos, 2 quarterback pressures of Ravens QB Tony Banks and 1 pass defended...In the second quarter, recorded a quarterback pressure on a third-and-goal from the 12-yard line, forcing the Ravens to attempt a FG...**Game 6 at Arizona (10/8):** Started at left defensive end with 1 tackle, 2 quarterback pressures of Cardinals QB Jake Plummer and 1 pass defended...**Game 7 at Denver (10/15):** Started at left defensive end and was tied for second on the club with 9 tackles, including 8 solos and 2 quarterback pressures on Broncos QB Brian Griese...**Game 8 at Pittsburgh (10/22):** Started at left defensive end and recorded 7 tackles, including 5 solos, 1 sack on Steelers QB Kent Graham for a 5-yard loss and 1 quarterback pressure...**Game 9 vs. Cincinnati (10/29):** Started at left defensive end with 4 solo tackles and 2 quarterback pressures...Recorded .5 sack along with DT Orpheus Roye on Bengals QB Akili Smith for a 5-yard loss...**Game 10 vs. N.Y. Giants (11/5):** Started at left defensive end with 5 solo tackles, 1 pass defended and 1 quarterback pressure on Giants QB Kerry Collins...**Game 11 vs. New England (11/12):** Started at left defensive end with 5 tackles, including 3 solos, as the Browns defense forced 4 Patriots turnovers...**Game 12 at Tennessee (11/19):** Started at left defensive end with 6 tackles, including 3 solos and 2 quarterback pressures as the defense forced the Titans to turn the ball over a season-high 7 times (4 interceptions and 3 fumbles)...**Game 13 at Baltimore (11/26):** Started at left defensive end with 6 tackles, including 4 solos and 2 passes defended...**Game 14 at Jacksonville (12/3):** Started at left defensive tackle with 4 tackles, including 3 solos, and 1 quarterback pressure on Jaguars QB Mark Brunell...**Game 15 vs. Philadelphia (12/10):**

## PLAYERS VETERANS

### COURTNEY BROWN *continued*

Started at left defensive end with 3 tackles, including 2 solos, 2 passes defended and 2 quarterback pressures...Game 16 vs. Tennessee (12/17): Started at left defensive end and recorded a career-high 11 tackles, including 6 solos, and 1 pass defended.

**COLLEGE:** Holds the Penn State career records with 33 quarterback sacks and 70 tackles behind the line of scrimmage, topping the previous marks of 30 sacks and 45 stops for losses by Larry Kubin (1977-80)...Only Jeff Zgonina of Purdue (72, 1989-92) and Jared DeVries of Iowa (78, 1995-98) had more tackles behind the line of scrimmage in Big Ten Conference annals...In 1999, unanimous All-America first team selection...All-Big Ten Conference first team choice, adding Defensive Player of the Year and Lineman of the Year honors...Finalist for the Lombardi Award, Chuck Bednarik Award and the Bronko Nagurski Trophy...Started every game at left defensive end...Recorded 55 tackles (33 solos) with 13.5 sacks for minus 107 yards and a school season-record 29 stops for losses of 150 yards...His 13.5 sacks rank behind Larry Kubin's 1979 school record of 15 and his 29 stops for losses broke Kubin's previous mark of 23, set in 1979...Caused 3 fumbles and deflected a pass...In 1998, All-Big Ten Conference first team selection...Started all year at left defensive end...Recorded 47 tackles (37 solos) as he led the team with 11.5 sacks for minus 86 yards and 23 stops for losses of 113 yards...Deflected 4 passes and recovered 1 fumble...In 1997, second team All-Big Ten Conference choice...Lined up at left defensive end...Made 33 tackles (25 solos) with 6 sacks for minus 42 yards and 15 stops for losses of 60 yards...Also deflected 3 passes and blocked 1 kick...Played in his final nine games wearing a cast to protect a dislocated left thumb...In 1996, played behind Chris Snyder at left end, finishing with 17 tackles (6 solos), a forced fumble, a pass deflection and 3 stops for losses of 19 yards.

**PERSONAL:** Donates his time to various Cleveland area charitable causes including building homes with Habitat For Humanity, promoting the Browns Rush For Reading program, building a playground for the United Way's Hometown Huddle program, and delivering Christmas toys to needy families in the Cleveland Metropolitan Housing Authority...Developed his own game-day program, named Brownsville, to reward students with game tickets for regular attendance, good behavior and grades...All-State and *USA Today* All-America selection at Macedonia (Alvin, S.C.) High School...Rated the nation's top linebacker by *Super Prep*...As a senior, he recorded 132 tackles, 18 tackles for loss, 3 interceptions and recovered 4 fumbles...Gatorade South Carolina Player of the Year...Made 38 catches for 770 yards...Played in the Shrine Bowl and the South Carolina-North Carolina All-Star Game...Played in the 1996 North-South All-Star basketball game...Received all-state recognition in basketball and weightlifting...Outstanding student, earning a 4.0 grade-point average...Earned a degree in integrative arts, earning GTE/CoSIDA and Big Ten Conference academic honors in 1997...Cousin, former Georgia Tech quarterback Joe Hamilton, was a teammate at Macedonia High...Born Courtney Lanair Brown on Feb. 14, 1978 in Charleston, S.C.

### BROWN'S SINGLE-GAME CAREER HIGHS

**TACKLES:** 11 vs. Tennessee 12/17/00

**SACKS:** 3 vs. Pittsburgh 9/17/00; at Chicago 11/4/01

**FUMBLE RECOVERIES:** 1 at Chicago 11/4/01 (25-yard TD); at Baltimore 11/18/01

**FORCED FUMBLES:** 1 at Baltimore 11/18/01

**QB PRESSURES:** 4 vs. Cincinnati 11/25/01

**DEFENSIVE SCORES:** 1 25-yd fumble return TD at Chicago 11/4/01

### BROWN'S DEFENSIVE STATISTICS

Year	TACKLES			Sacks No/Yds	Int's No/Yds	PBU	Fumbles Rec./For.	QB Pressures
	Total	Solo	Asst.					
2000 (Cle.)	85	56	29	4.5/22.5	0/0	9	0/0	25
2001 (Cle.)	19	17	2	4.5/38.5	0/0	3	2/1	9
Career	104	73	31	9/61	0/0	12	2/1	34



**BROWN'S 2001 GAME-BY-GAME DEFENSIVE STATISTICS**

Date	Opponent	TACKLES			Sacks No/Yds	Int's No/Yds	PBU	Fumbles Rec./For.	QB Pressures
		Total	Solo	Asst.					
9/9	Sea.	Inactive – Right knee							
9/23	Det.	Inactive – Right knee							
9/30	@ Jac.	Inactive – Right knee							
10/7	S.D.	Inactive – Right knee							
10/14	@ Cin.	Inactive – Right knee							
10/21	Bal.	Inactive – Right knee							
11/4	@ Chi.	7	7	0	3/23	0/0	2	1/0	0
11/11	Pit.	2	1	1	0/0	0/0	1	0/0	2
11/18	@ Bal.	5	4	1	1/11	0/0	0	1/1	3
11/25	Cin.	5	5	0	0.5/4.5	0/0	0	0/0	4
12/2	Ten.	0	0	0	0/0	0/0	0	0/0	0
12/9	@ N.E.	Inactive – Left ankle							
12/16	Jac.	Inactive – Left ankle							
12/23	@ G.B.	Inactive – Left ankle							
12/30	@ Ten.	Inactive – Left ankle							
1/6	@ Pit.	Reserve-Injured (left ankle)							
<b>Totals</b>		<b>19</b>	<b>17</b>	<b>2</b>	<b>4.5/38.5</b>	<b>0/0</b>	<b>3</b>	<b>2/1</b>	<b>9</b>

**BROWN'S 2000 GAME-BY-GAME DEFENSIVE STATISTICS**

Date	Opponent	TACKLES			Sacks No/Yds	Int's No/Yds	PBU	Fumbles Rec./For.	QB Pressures
		Total	Solo	Asst.					
9/3	Jac.	2	1	1	0/0	0/0	0	0/0	1
9/10	@ Cin.	1	1	0	0/0	0/0	0	0/0	3
9/17	Pit.	9	6	3	3/15	0/0	1	0/0	3
9/24	@ Oak.	5	2	3	0/0	0/0	0	0/0	3
10/1	Bal.	7	3	4	0/0	0/0	1	0/0	2
10/8	@ Ari.	1	0	1	0/0	0/0	1	0/0	2
10/15	@ Den.	9	8	1	0/0	0/0	0	0/0	2
10/22	@ Pit.	7	5	2	1/5	0/0	0	0/0	1
10/29	Cin.	4	4	0	0.5/2.5	0/0	0	0/0	2
11/5	N.Y.G.	5	5	0	0/0	0/0	1	0/0	1
11/12	N.E.	5	3	2	0/0	0/0	0	0/0	0
11/19	@ Ten.	6	3	3	0/0	0/0	0	0/0	2
11/26	@ Bal.	6	4	2	0/0	0/0	2	0/0	0
12/3	@ Jac.	4	3	1	0/0	0/0	0	0/0	1
12/10	Phi.	3	2	1	0/0	0/0	2	0/0	2
12/17	Ten.	11	6	5	0/0	0/0	1	0/0	0
<b>Totals</b>		<b>85</b>	<b>56</b>	<b>29</b>	<b>4.5/22.5</b>	<b>0/0</b>	<b>9</b>	<b>0/0</b>	<b>25</b>

**DID YOU KNOW?**

Courtney Brown's 25-yard fumble return for a touchdown on Nov. 4, 2001 at the Chicago Bears was the first fumble returned for a touchdown by a Browns defender since Stevon Moore scooped up a loose ball and sprinted 22 yards for a score against the Cincinnati Bengals on Sept. 5, 1993.

DEVIN BUSH S



HEIGHT  
6-0  
WEIGHT  
210  
BIRTHDATE  
July 3, 1973  
ACQUIRED  
W (St.L.) - '01  
COLLEGE  
Florida State

YEAR W/ BROWNS  
2nd  
YEAR IN NFL  
8th

23

**GAMES PLAYED:** 1995 (11/5, 2/0); 1996 (16/15); 1997 (16/16); 1998 (13/0, 2/0); 1999 (16/7, 3/2); 2000 (13/12, 1/1); 2001 (16/7).

**CAREER TOTALS:** 101 games, 62 starts.

**POSTSEASON GAMES:** 8 games, 3 starts.

**CAREER TRANSACTIONS:** Originally selected by the Atlanta Falcons in the first round, 26th overall, in the 1995 NFL Draft...Signed by the St. Louis Rams as an unrestricted free agent on Feb. 19, 1999...Contract terminated by St. Louis on Sept. 2, 2001...Signed by the Cleveland Browns on Sept. 3, 2001.

**CAREER HIGHLIGHTS:** Recorded a career-high 105 tackles in 1997 with Atlanta...Had a career-high 15 tackles in his first career NFL start at Miami (Dec. 3, 1995).

SEASONAL REVIEWS

**2001:** Appeared in all 16 regular-season games with 7 starts at free safety and totaled 74 tackles (38 solos), 2 interceptions for 62 yards and 5 special teams tackles...Began the season playing safety in the nickel defensive package and as a key contributor on special teams...Earned a starting spot at free safety midway through the season and started the final seven games of the season...Returned an interception 43 yards for a touchdown at Baltimore on Nov. 18 and posted a season-high 11 tackles vs. Tennessee on Dec. 2...**Game 1 vs. Seattle 9/9:** Played on special teams...**Game 2 vs. Detroit 9/23:** Played safety in the nickel defensive package with 1 solo tackle...Also appeared on special teams...**Game 3 at Jacksonville 9/30:** Played special teams with 1 tackle...**Game 4 vs. San Diego 10/7:** Played safety in the nickel defensive package with 1 tackle for loss and a quarterback pressure on San Diego QB Doug Flutie...Part of the defensive secondary that limited the Chargers to 143 net passing yards and 269 total net yards...Also played on special teams...**Game 5 at Cincinnati 10/14:** Played safety in the nickel defensive package with 2 tackles (1 solo), 1 tackle for loss and 3 passes broken up...Also played on special teams...**Game 6 vs. Baltimore 10/21:** Played safety in the nickel defensive package with 2 tackles...Also played on special teams with 1 solo tackle...**Game 7 at Chicago 11/4:** Played safety in the nickel package and recorded 5 tackles, including 3 solos...Part of a defensive effort that forced 3 interceptions, 3 fumbles (1 recovered), 5 sacks and 11 passes broken up...**Game 8 vs. Pittsburgh 11/11:** Played safety in the nickel defensive package and recorded 5 tackles, including 4 solos...Replaced strong safety Earl Little (concussion) in the second quarter...Also played on special teams with 1 solo tackle...**Game 9 at Baltimore 11/18:** Recorded his first interception as a member of the Browns, and sixth of his career, in the second quarter on a pass from Ravens QB Elvis Grbac intended for WR Travis Taylor and returned it 43-yards for a TD (third TD of his career) to give the Browns a 17-0 lead...Part of a defensive effort that forced 5 Ravens turnovers and only 108 net yards rushing...Also contributed 1 tackle on defense and 1 tackle on special teams...**Game 10 vs. Cincinnati 11/25:** Started at free safety with 5 tackles, including 2 solos...Part of a defensive effort that limited the Bengals to 191 net yards of offense and forced 6 defensive turnovers, 3 sacks and recorded the club's first shutout since Sept. 18,

**DEVIN BUSH** *continued*

1994 (32-0 vs. Arizona)...**Game 11 vs. Tennessee 12/2:** Started at free safety and led the club with 11 tackles, including 6 solos...His 11 tackles were a season-high...**Game 12 at New England 12/9:** Started at free safety with 7 tackles, including 5 solos and 1 tackle for loss...Part of a defensive effort that limited the Patriots to 290 net yards, including 81 net yards rushing, and forced 3 sacks and 2 interceptions...**Game 13 vs. Jacksonville 12/16:** Started at free safety and tied for second on the club with 9 tackles, including 3 solos...Part of a defensive effort that created 8 sacks, 3 turnovers (2 interceptions, 1 fumble recovery) and allowed only 282 net yards of offense...**Game 14 at Green Bay 12/23:** Started at free safety and recorded 8 tackles, including 5 solos...Also appeared on special teams with 1 tackle and 1 blocked PAT in the first quarter...**Game 15 at Tennessee 12/30:** Started at free safety and appeared in his 100th career NFL game and recorded 7 tackles (2 solos), 1 forced fumble and 1 fumble recovered...Recovered a fumble (forced by LB Jamir Miller) in the second quarter by RB Eddie George at the Tennessee 14-yard line, which resulted in a 30-yard FG for the Browns and a 17-14 lead...**Game 16 at Pittsburgh 1/6:** Started at free safety and tied for the club lead with 10 tackles (5 solos) and 1 interception for 19 yards...Added his second interception of the year in the second quarter on a pass from Steelers QB Kordell Stewart intended for WR Troy Edwards that was tipped at the line of scrimmage by DT Gerard Warren and intercepted by Bush at the Browns 27-yard line and returned 19 yards to the Cleveland 46-yard line.

**2000:** Played in 13 games with 12 starts...Finished fourth on the team with 80 tackles, second highest total of his career...Also had 1 sack, 4 passes defended, 1 forced fumble, and 1 fumble recovery for a touchdown...Collected 12 tackles (6 solos) in season opener vs. Denver on Sept. 4...Led all defensive backs with 10 tackles (6 solos) and returned fumble recovery 15 yards for second career touchdown in fourth quarter at Seattle on Sept. 10...Inactive for two games (at Atlanta on Oct. 15 and vs. San Diego on Oct. 1) with hamstring injury...Returned to action vs. Atlanta on Oct. 15 and made 5 tackles (4 solos)...Made season-high 13 tackles (9 solos) and 1 pass defended at Carolina on Dec. 3...Registered first career sack on QB Shaun King for 9-yard loss at Tampa Bay on Dec. 18...Recorded 4 tackles, 1 interception, 1 pass defended and 1 quarterback pressure in NFC Wildcard game at New Orleans on Dec. 30.

**1999:** Completed the season with 50 tackles, 2 interceptions, 7 passes defended, 2 forced fumbles, 1 fumble recovery and 6 special teams tackles...Played first nine games primarily on special teams before moving into the starting lineup at free safety...In first start with Rams, made season-high 10 tackles, 1 interception, 2 passes defended and 1 fumble recovery (31-yard return) at San Francisco on Nov. 21...Scored first touchdown of career on a 45-yard interception return vs. N.Y. Giants on Dec. 19...Played in all three playoff games with two starts...Fourth on team with 18 tackles...Recorded 6 tackles in each playoff game.

**1998:** Played in 13 games with Falcons and made 24 tackles, 1 pass defended, 3 quarterback pressures, 2 forced fumbles, 1 fumble recovery and 1 tackle on special teams...Missed first three games of season with a sprained right knee injury suffered during preseason...Saw action in two Atlanta playoff games, including Super Bowl XXXIII...Made season-high 4 tackles and forced 2 fumbles in regular season finale vs. Miami on Dec. 26.

**1997:** Started all 16 regular-season games at free safety...Had career-highs in tackles (105), solos (62), passes defended (10) and contributed 1 interception and 1 fumble recovery...Made season-high 12 tackles at Seattle Nov. 30.

**1996:** Played in 16 games with 15 starts at strong safety...Led secondary with 68 tackles.

**1995:** Played in 11 games with five starts after missing five games due to injury...Earned all-rookie honors with 38 tackles, 1 interception and 3 special teams tackles...Made career-high 15 tackles in first NFL start at Miami on Dec. 3.

**COLLEGE:** Helped Florida State to 33-3-1 record in three seasons as a Seminole, including National Championship as a sophomore...Entered the NFL Draft following his junior season...Played in 37

# PLAYERS

## VETERANS

### DEVIN BUSH *continued*

games and started his final 24 contests, compiling 165 tackles, 90 solo, 3 interceptions, 2.5 sacks, 2 fumble recoveries and 1 forced fumble...Earned second team All-America and All-Atlantic Coast Conference honors as a junior...In 12 starts at strong safety, made career-high 75 tackles, 40 solos, 2 interceptions, 5 passes defended, 1 sack, 1 forced fumble and 1 fumble recovery...Social studies major.

**PERSONAL:** Born Devin Marquese Bush in Miami, Fla...As a sophomore in high school, made \$40 a game working as an usher for Miami Dolphins games at the Orange Bowl...Named to Super Prep Magazine's All-Dixie team and Miami Herald's Super 24 squad as senior at Hialeah-Miami Lakes High School...Made 85 tackles and 6 interceptions...Invited to play in Florida-Georgia All-Star Game... Married (Keshia) with daughters Jazmin and Deja, and son Devin Jr.

### BUSH'S SINGLE-GAME CAREER HIGHS

**TACKLES:** 15 at Miami (12/3/95)

**INTERCEPTIONS:** 1 (seven times) Last: at Pittsburgh (1/6/02)

**INTERCEPTION RETURN:** 45t vs. N.Y. Giants (12/19/99)

**DEFENSIVE SCORES:** 1, three times: 45-yd INT return TD vs. N.Y.G. (12/19/99); 15-yd fumble return TD at Seattle (9/10/00); 43-yd INT return TD at Baltimore (11/18/01)

### BUSH'S DEFENSIVE STATISTICS

Year	TACKLES			Sacks No/Yds	Int's No/Yds	PBU	Fumbles Rec./For.	Special Teams Tackles
	Total	Solo	Asst.					
1995 (Atl.)	38	31	7	0/0	1/0	1	0/0	3
1996 (Atl.)	68	51	17	0/0	1/2	2	1/1	4
1997 (Atl.)	105	62	43	0/0	1/4	10	1/0	3
1998 (Atl.)	24	12	12	0/0	0/0	1	0/0	1
1999 (St.L.)	50	38	12	0/0	2/45	7	1/2	6
2000 (St.L.)	80	54	26	1/9	0/0	4	1/1	0
2001 (Cle.)	74	41	33	0/0	2/62	3	1/1	5
Career	439	289	150	1/9	7/113	28	5/5	22

### BUSH'S 2001 GAME-BY-GAME DEFENSIVE STATISTICS

Date	Opponent	TACKLES			Sacks No/Yds	Int's No/Yds	PBU	Fumbles Rec./For.	TFL
		Total	Solo	Asst.					
9/9	Sea.	0	0	0	0/0	0/0	0	0/0	0
9/23	Det.	1	1	0	0/0	0/0	0	0/0	0
9/30	@ Jac.	0	0	0	0/0	0/0	0	0/0	0
10/7	S.D.	1	1	0	0/0	0/0	0	0/0	1
10/14	@ Cin.	2	2	0	0/0	0/0	3	0/0	1
10/21	Bal.	2	1	1	0/0	0/0	0	0/0	0
11/4	@ Chi.	5	3	2	0/0	0/0	0	0/0	0
11/11	Pit.	5	4	1	0/0	0/0	0	0/0	0
11/18	@ Bal.	1	0	1	0/0	1/43t	0	0/0	0
11/25	Cin.	5	2	3	0/0	0/0	0	0/0	0
12/2	Ten.	11	6	5	0/0	0/0	0	0/0	0
12/9	@ N.E.	7	6	1	0/0	0/0	0	0/0	1
12/16	Jac.	9	3	6	0/0	0/0	0	0/0	0
12/23	@ G.B.	8	5	3	0/0	0/0	0	0/0	0
12/30	@ Ten.	7	2	5	0/0	0/0	0	1/1	0
1/6	@ Pit.	10	5	5	0/0	1/19	0	0/0	0
Totals		74	41	33	0/0	2/62	3	1/1	3

## CECIL CALDWELL DL

YEAR W/ BROWNS

1st

YEAR IN NFL

1st

HEIGHT

6-1

WEIGHT

285

BIRTHDATE

Feb. 23, 1977

ACQUIRED

FA – '02

COLLEGE

South Carolina



68

**CAREER TRANSACTIONS:** Signed by the Cleveland Browns as a free agent on April 24, 2001...Waived by Cleveland on Sept. 4, 2001...Signed by Cleveland as a free agent on Jan. 9, 2002...Allocated by the Browns to NFL Europe on Feb. 6, 2002.

### SEASONAL REVIEWS

**2001:** Signed with Cleveland as a free agent on Apr. 24...Spent training camp with the Browns before being waived on Sept. 4.

**COLLEGE:** Three-year starter...Registered 189 tackles, including 28 tackles for loss and 14.5 sacks during career...Team co-captain and helped lead Gamecocks to turnaround season culminating in Outback Bowl victory over Ohio State...Led team with 6 sacks and ranked second on squad with 8 quarterback pressures...Recorded 37 tackles (21 solos), including 10 tackles for loss, 1 pass deflection and 1 fumble recovery during senior season...Played in 42 games with 35 starts during career.

## MARK CAMPBELL TE

YEAR W/ BROWNS

4th

YEAR IN NFL

4th

HEIGHT

6-6

WEIGHT

260

BIRTHDATE


Dec. 6, 1975

ACQUIRED

FA – '99

COLLEGE

Michigan



83

**GAMES PLAYED/STARTED:** 1999 (14/4); 2000 (16/10); 2001 (0/0).

**CAREER TOTALS:** 30 games, 14 starts.

**CAREER TRANSACTIONS:** Signed by the Cleveland Browns as an undrafted rookie free agent on April 23, 1999.

**CAREER HIGHLIGHTS:** Earned a roster spot with the Browns in 1999 as a rookie free agent, starting four games while playing in 14 contests...Finished his rookie season with 9 catches for 131 yards...Added 12 receptions his second season with the Browns including his first career touchdown at Cincinnati on Sept. 10, 2000.

### SEASONAL REVIEWS

**2001:** Missed the entire year after suffering a knee injury during training camp...Placed on Reserve-Injured List on Sept. 2, 2001.

## PLAYERS VETERANS

### MARK CAMPBELL *continued*

**2000:** Totaled 12 receptions for 80 yards and 1 touchdown...Appeared in all 16 regular-season games, including 10 starting assignments, as a blocking tight end and key contributor on special teams...Recorded his first career touchdown reception at Cincinnati on Sept. 10 on a 5-yard TD toss from QB Tim Couch...Had a career-high 3 receptions vs. Philadelphia on Dec. 10...Also played on the kickoff return unit and had 3 returns for 30 yards.

**1999:** In his first season in the NFL, earned a roster spot during training camp and went on to play in 14 regular-season games, including four starting assignments...Totaled 9 receptions for 131 yards (14.6 avg.) and a long of 21 yards...Made his NFL debut Week 1 vs. Pittsburgh on Sept. 12 at backup tight end and special teams...Recorded his first NFL reception Week 2 at Tennessee on Sept. 19 with an 11-yard reception from QB Tim Couch and totaled 2 receptions for 28 yards (14.0 avg.) on the afternoon...Started his first NFL game Week 3 at Baltimore on Sept. 26 at tight end in place of the injured Irv Smith (knee) and also played special teams...Started the next two games – Week 4 vs. New England on Oct. 3 and Week 5 vs. Cincinnati on Oct. 10...Returned to backup tight end and special teams duty the next four weeks (Week 6 at Jacksonville on Oct. 17; Week 7 at St. Louis on Oct. 24; Week 8 at New Orleans on Oct. 31 and Week 9 vs. Baltimore on Nov. 7)...In Week 11 vs. Carolina on Nov. 21, added his longest reception on a 21-yard grab and also played special teams...Started Week 12 vs. Tennessee on Nov. 28 and had 2 receptions for 25 yards (12.5 avg.), including a long of 15 yards...In Week 14 at Cincinnati on Dec. 12, played tight end with 2 receptions for 33 yards, including a long of 21 yards...Also played special teams with 1 kickoff return for 10 yards...Placed on Injured Reserve Dec. 14, 1999 with an ankle injury.

**COLLEGE:** Four-year letterman...One of only five players in history of Michigan football with 50 career games played...Career totals included 50 games, 15 starts, and 32 receptions for 357 yards and 1 TD...Saw action in 13 games with seven starts as senior and totaled 9 catches for 89 yards...Saw action in 12 games with two starts as a junior and posted 6 receptions for 61 yards and 1 TD...Had 12-yard reception vs. Minnesota for only career TD...Saw action in 12 games with five starts as a sophomore and totaled 13 receptions for 169 yards...Saw action in 13 games with one start as a freshman and posted 4 receptions for 38 yards...Was redshirted in 1994...Majored in movement science.

**PERSONAL:** Born Dec. 6, 1975, in Clawson, Mich....Attended Bishop Foley (Mich.) High School...Single...Resides in Clawson, Mich...Volunteered time in the Cleveland community by helping build a playground with the United Way's Hometown Huddle program, adopted a family for the holidays, made numerous hospital visits and also assisted the community through supporting Taste of the NFL, which is a hunger relief fundraising event for the Cleveland Food Bank.

### CAMPBELL'S SINGLE-GAME CAREER HIGHS

**RECEPTIONS:** 3 vs. Philadelphia 12/10/00

**RECEIVING YARDS:** 33 at Cincinnati 12/12/99

**RECEIVING TD:** 1 at Cincinnati 9/10/00

**LONG RECEPTION:** 21 vs. Carolina 11/21/99; at Cincinnati 12/12/99

### CAMPBELL'S RECEIVING STATISTICS

Year	No.	Yds.	Avg.	Long	TD
1999 (Cle.)	9	131	14.6	21	0
2000 (Cle.)	12	80	6.7	17	1
2001 (Cle.)	Reserve-Injured				
Career	21	211	10.5	21	1

**Additional Stats:** Special teams tackles: 1999 (4), 2000 (0). Special teams: kickoff returns: 1999 (2, 8 yards vs. Tennessee 11/28/99; 10 yards 12/12/99 at Cincinnati); 2000 (3, 12 yards at Oakland 9/24/00; and 2 for 18 yards 12/3/00 at Jacksonville).

**DYSHOD CARTER DB**

YEAR W/ BROWNS

2nd

YEAR IN NFL

2nd

HEIGHT

5-10

WEIGHT

197

BIRTHDATE

June 18, 1978

ACQUIRED

FA - '01

COLLEGE

Kansas State

**26**

GAMES PLAYED/STARTED: 2001 (5/0).

CAREER TOTALS: 5 games, 0 starts.

**CAREER TRANSACTIONS:** Signed by the Kansas City Chiefs as a free agent on April 26, 2001...Waived by Kansas City on Aug. 28, 2001...Signed by Cleveland to the practice squad on Oct. 9, 2001...Signed by Cleveland to 53-man active roster on Oct. 24, 2001...Waived by Cleveland on Nov. 7, 2001...Signed by Cleveland to practice squad on Nov. 9, 2001...Signed by Cleveland to the active roster on Nov. 29, 2001.

**SEASONAL REVIEWS**

**2001:** Signed by Kansas City as a rookie free agent and was released by the Chiefs during training camp...Signed with the Browns and appeared in five regular-season games as a reserve and special teams contributor with 2 tackles...Signed with the Browns on Oct. 9 and was listed as inactive vs. Chicago on Nov. 4...Waived by Cleveland and signed to practice squad with the Browns for three weeks before rejoining the active roster on Nov. 29...Listed as inactive vs. Tennessee on Dec. 2 before making his NFL debut in the nickel defensive package and on special teams the following week at New England on Dec. 9...Recorded 1 special teams tackle at Green Bay on Dec. 23 and at Tennessee on Dec. 30.

**COLLEGE:** Saw duty in 46 games, including 44 starts, for Kansas State producing 140 tackles, 111 solos and 13 interceptions for 60 yards with 1 touchdown...Added 51 passes defended, 3 tackles for loss and 1 fumble recovery...As a senior, started all 13 games and recorded 42 tackles (35 solos) with 20 passes defended and 5 interceptions for 11 yards...Was an All-Big 12 selection of the *Fort Worth Star-Telegram*...As a junior, started all 11 games and recorded 22 tackles, including 1 tackle for loss...Added 5 interceptions for 19 yards and 1 touchdown, 1 fumble recovery and 13 passes defended...As a sophomore, saw duty in 12 games, 11 starts, finishing the year with 41 tackles (31 solos), 2 interceptions for 30 yards and 8 passes defended...As a redshirt freshman, appeared in 10 games with nine starts...Registered 35 tackles (29 solos), including 2 tackles for loss, 10 passes defended and 1 interception...Redshirted as a true freshman...Graduated with a degree in social sciences from Kansas State.

**PERSONAL:** Full name: Dyshod Vontae Carter...Single and resides in Denver, Colo...All-Denver Public League, all-city and all-state selection at Thomas Jefferson High School in Denver...Rushed for 1,450 yards and 28 touchdowns as a senior...Also lettered in track.

**CARTER'S CAREER DEFENSIVE STATISTICS**

Year	TACKLES			Sacks	Int's	Fumbles Rec./For.	Special Teams Tackles
	Total	Solo	Asst.	No/Yds	No/Yds		
2001 (Cle.)	0	0	0	0/0	0/0	0	0/0
Career	0	0	0	0/0	0/0	0	0/0

**KWAME CAVIL WR**



**HEIGHT**

6-2

**WEIGHT**

203

**BIRTHDATE**

May 3, 1979

**ACQUIRED**

FA - '02

**COLLEGE**

Texas

**YEAR W/ BROWNS**

1st

**YEAR IN NFL**

2nd

**5**

**CAREER TRANSACTIONS:** Signed as a rookie free agent by the Buffalo Bills on April 28, 2000...Waived by Buffalo on Sept. 2, 2001...Signed as a free agent by the Cleveland Browns on Feb. 5, 2002...Allocated to NFL Europe by Cleveland on Feb. 6, 2002.

**SEASONAL REVIEWS**

**2001:** Participated in the Buffalo Bills training camp...Waived by Buffalo on Sept. 2.

**2000:** Saw action in all 16 games on special teams and as the Bills fourth wide receiver...Finished the season with 4 catches for 66 yards...Tallied 12 special teams tackles...Recorded his first NFL catch against Minnesota on Oct. 23...Finished the Minnesota contest with 2 receptions for 22 yards...Registered career-long reception vs. Seattle on Dec. 23 with a 39-yard grab...Made NFL debut against Tennessee on Sept. 3.

**COLLEGE HIGHLIGHTS:** Left the University of Texas as one of the most decorated receivers in school history...Recorded 174 receptions for 2,279 yards...Ranks second on the school's list in receptions and yards...His seven 100-yard contests ranks second in school history...Was a semi-finalist for the Biletnikoff Award following the 1999 season, which is given to the nation's top receiver...Earned second team All-America honors from the *Associated Press* and was a third team selection by *The Sporting News*...Was a unanimous All-Big 12 selection...Caught 51 passes for 775 yards as a sophomore in 1998...Hauled in 23 catches for 316 yards as a freshman

**PERSONAL:** Was a two-sport star at Waco (Texas) High School...Lettered in football and basketball...While at Texas, served as a mentor at local elementary and middle schools...Also served as a volunteer at the Austin Children's Hospital...Majored in education.

**CAVIL'S SINGLE-GAME CAREER HIGHS**

**RECEPTIONS:** 2 vs. Minnesota 10/23/00

**RECEIVING YARDS:** 39 vs. Seattle 12/23/00

**LONG RECEPTION:** 39 vs. Seattle 12/23/00

**CAVIL'S RECEIVING STATISTICS**

Year	No.	Yds.	Avg.	Long	TD
2000 (Buf.)	4	66	16.5	39	0
2001	Did Not Play				
Career	4	66	16.5	39	0



**ROGER CHANOINE OT**

YEAR W/ BROWNS

4th

YEAR IN NFL

3rd

HEIGHT

6-4

WEIGHT

305

BIRTHDATE

Sept. 11, 1976

ACQUIRED

FA - '99

COLLEGE

TEMPLE



69

**GAMES PLAYED/STARTED:** 1999 (1/0); 2000 (7/0); 2001 (16/16).**CAREER TOTALS:** 24 games, 16 starts.**CAREER TRANSACTIONS:** Signed by the St. Louis Rams as undrafted free agent April 20, 1998...Placed on Injured Reserve Aug. 25, 1998...Signed to the Cleveland Browns practice squad Sept. 7, 1999...Signed by Cleveland to the active roster Dec. 8, 1999.**SEASONAL REVIEWS**

**2001:** Started all 16 regular-season games at right tackle for the first time in his career...Earned the starting spot in training camp after serving as a backup the previous two seasons...**Game 1 vs. Seattle 9/9:** Made his first career NFL start by playing at right tackle...**Game 2 vs. Detroit 9/23:** Started at right tackle as the offensive line helped pave the way for 139 rushing yards, including RB James Jackson for 124 yards on 31 carries...**Game 3 at Jacksonville 9/30:** Started at right tackle as the offensive line helped protect QB Tim Couch, who threw for 249 yards, and the offense to 95 net yards rushing...**Game 4 vs. San Diego 10/7:** Started at right tackle as the team compiled 97 rushing yards and 278 total yards... **Game 5 at Cincinnati 10/14:** Started at right tackle...**Game 6 vs. Baltimore 10/21:** Started at right tackle as the offensive line allowed only 2 sacks and the offense combined for 219 yards of net offense in the Browns' 24-14 win over the Ravens...**Game 7 at Chicago 11/4:** Started at right tackle...**Game 8 vs. Pittsburgh 11/11:** Started at right tackle...**Game 9 at Baltimore 11/18:** Started at right tackle as the offensive line paved the way with 2 rushing TD and allowed only 1 sack of QB Tim Couch... **Game 10 vs. Cincinnati 11/25:** Started at right tackle...**Game 11 vs. Tennessee 12/2:** Started at right tackle...**Game 12 at New England 12/9:** Started at right tackle...**Game 13 vs. Jacksonville 12/16:** Started at right tackle...**Game 14 at Green Bay 12/23:** Started at right tackle as the offensive line helped pave the way for RB Jamel White to rush for 131 yards on 21 carries (6.2 avg.) as the Browns posted a season-high 168 rushing yards and 337 total yards...Was replaced late in the game by Roman Oben at RT...**Game 15 at Tennessee 12/30:** Started at right tackle as the offensive line provided Tim Couch time to throw for 336 yards and 3 TD and RB Jamel White to rush for 2 TDs, as the offense rolled up a season-high 409 total yards...**Game 16 at Pittsburgh 1/6:** Started at right tackle.

**2000:** Backup at the right tackle position and also played on special teams in seven regular-season games...Was able to receive some playing time with the starting unit at right tackle late in the season including stints Week 13 at Baltimore, Week 14 at Jacksonville and Week 16 vs. Tennessee...Appeared late in the fourth quarter at Cincinnati on Sept. 10, replacing left guard Jim Bundren (left quad cramp), as Chanoine joined the offensive line at right tackle and starting right tackle Steve Zahursky moved to left guard...Played as tackle eligible on goal line unit and special teams vs. Cincinnati on Oct. 29... Played right tackle in the fourth quarter at Baltimore on Nov. 26...Played several offensive series at right tackle at Jacksonville on Dec. 3...Lined up as tackle eligible on goal line unit vs. Philadelphia Dec. 10...Played right tackle vs. Tennessee on Dec. 17.

## PLAYERS

### VETERANS

#### ROGER CHANOINE *continued*

**1999:** Signed by Cleveland to the practice squad Sept. 7, 1999...Signed by Cleveland to 53-man roster Dec. 8, 1999...Listed as inactive Week 14 at Cincinnati on Dec. 12 and Week 15 vs. Jacksonville on Dec. 19...Appeared in his first NFL game Week 16 vs. Indianapolis on Dec. 26 by playing on special teams.

**COLLEGE:** Had 21 starts in 30 games for Temple...Never missed a game due to injury in college career...Earned B.A. in marketing with a minor in business law.

**PERSONAL:** Has donated his time to various Cleveland area charitable programs, including the Make-A-Wish Foundation, hospital visits to the Cleveland Clinic Foundation and participating in the Taste of the NFL to benefit the Cleveland Foodbank...Born Roger Chanoine Jr. on Sept. 11, 1976 in Linden, N.J... Attended Linden High...Played center on varsity basketball team...Father to twins: Zanay Li-Vonne and Zhianne Lillie.

## LAMAR CHAPMAN DB



#### HEIGHT

6-1

#### WEIGHT

186

#### BIRTHDATE

Nov. 6, 1976

#### ACQUIRED

D (5b) - '00

#### COLLEGE

Kansas State

#### YEAR W/ BROWNS

3rd

#### YEAR IN NFL

3rd

# 27

**GAMES PLAYED/STARTED:** 2000 (7/0); 2001 (1/0).

**CAREER GAMES:** 8 games, 0 starts.

**CAREER TRANSACTIONS:** Selected by the Cleveland Browns in the fifth round, 146th overall, in the 2000 NFL Draft.

**CAREER HIGHLIGHTS:** Recorded his first career interception at Tennessee on Nov. 19, 2000.

#### SEASONAL REVIEWS

**2001:** Appeared in one game before his season ended with a knee injury...**Game 1 vs. Seattle 9/9:** Played corner in the nickel and dime defensive packages with 1 solo tackle...Also played special teams with 1 special teams tackle and 1 punt return for 1 yard...Placed on Reserve-Injured List (knee) on Sept. 19, 2001.

**2000:** In his rookie season, appeared in seven games with 12 tackles (11 solos) 1 interception and 3 passes defended...Appeared on special teams with 4 tackles...Listed as inactive the first eight games of the regular season...Made his NFL debut vs. Cincinnati on Oct. 29 by playing on special teams...Saw his first action at corner vs. New England on Nov. 12 in the dime defensive package and recorded 2 tackles and 1 pass defended...Recorded his first career interception at Tennessee on Nov. 19 with a second quarter interception off Titans QB Steve McNair on a pass intended for WR Yancey Thigpen...Added 2 solo tackles at Baltimore on Nov. 26...Recorded a career-high 5 tackles, including 4 solos and 2 passes defended at Jacksonville on Dec. 3...Played corner in the nickel defense with 2 solo tackles and also had 3 special teams tackles vs. Philadelphia on Dec. 10...Also handled punt return duties in final regular-season game vs. Tennessee on Dec. 19 with 1 punt return for 5 yards and 2 fair catches.

**COLLEGE:** Career totals include 228 tackles (168 solos) and 7 interceptions...In 1999, All-Big 12

**LAMAR CHAPMAN** *continued*

Conference first team selection by SportsPage.com...Served as defensive co-captain...Manned the free safety position, finishing third on the team with 68 tackles (54 solos)...Had 1 assisted sack for a 7-yard loss and 2 stops for minus 11 yards...Recovered 2 fumbles and caused another...Deflected 11 passes and led the team with 5 interceptions for 117 yards in returns and a touchdown...Added 61 yards on 10 punt returns (6.1 avg.)...In 1998, first team All-Big 12 Conference pick by the league's coaches, adding second team honors from the *Associated Press*...Started all year at free safety, ranking fourth on the team with 67 tackles (43 solos)...Had a pair of stops for losses of 5 yards and 3 pass deflections...Caused and recovered a fumble...Returned an interception 17 yards, 5 punts for 78 yards (15.6 avg.) and had a 27-yard kickoff return...In 1997, All-Big 12 Conference second team choice...Started at free safety, recording 54 tackles (47 solos) with 3 fumble recoveries and a forced fumble in 10 games...Deflected a pass and returned 10 punts for 138 yards (13.8 avg.), including 1 touchdown...In 1996, appeared in nine games as a reserve cornerback and free safety...Finished with 39 tackles (24 solos), 7 pass deflections and a 30-yard interception return...In 1995, redshirted as a freshman.

**PERSONAL:** Assisted with community outreach by participating in several fund-raising initiatives including the Cleveland Browns Foundation Tailgate Party and Golf Outing and has helped collect toys for children during the holidays with teammates for the Holiday Blitz for Kids party...*Blue Chip Illustrated* All-America selection, adding all-state and all-area honors at Liberal (Kan.) High School...Competed as a defensive back, quarterback and running back...Rushed for 1,160 yards with 25 touchdowns and threw 7 TD passes as a senior...Lettered three times in football and track...Added four letters in basketball...Majored in social science at Kansas State...Son of Saddle and Alvin Madden...Born Nov. 6, 1976 in Liberal, Kan.

**CHAPMAN'S SINGLE-GAME CAREER HIGHS**

**TACKLES:** 5 at Jacksonville 12/3/00

**INTERCEPTIONS:** 1 at Tennessee 11/19/00

**PASSES BROKEN UP:** 2 at Jacksonville 12/3/00

**PUNT RETURNS:** 1 vs. Tennessee 12/17/00; vs. Seattle 9/9/01

**PUNT RETURN YARDS:** 5 vs. Tennessee 12/17/00

**LONGEST PUNT RETURN:** 5 vs. Tennessee 12/17/00

**CHAPMAN'S CAREER DEFENSIVE STATISTICS**

Year	TACKLES			Sacks No/Yds	Int's No/Yds	PBU	Fumbles Rec./For.	Special Teams Tackles
	Total	Solo	Asst.					
2000 (Cle.)	12	11	1	0/0	1/0	3	0/0	4
2001 (Cle.)	1	1	0	0/0	0/0	0	0/0	1
Career	13	12	1	0/0	1/0	3	0/0	5

**CHAPMAN'S CAREER SPECIAL TEAMS STATISTICS**

Year	No.	FC	PUNT RETURNS				KICKOFF RETURNS					
			Yds.	Avg.	Long	TD	No.	FC	Yds.	Avg.	Long	TD
2000 (Cle.)	1	2	5	5.0	5	0	0	0	0	0	0	0
2001 (Cle.)	1	0	1	1.0	1	0	0	0	0	0	0	0
Career	2	2	6	3.0	5	0	0	0	0	0	0	0

## DEVONE CLAYBROOKS DT



**HEIGHT**

6-3

**WEIGHT**

295

**BIRTHDATE**

Sept. 15, 1977

**ACQUIRED**

FA - '01

**COLLEGE**

East Carolina

**YEAR W/ BROWNS**

2nd

**YEAR IN NFL**

2nd

79

**GAMES PLAYED/STARTED:** 2001 (0/0).

**CAREER GAMES:** 0 games, 0 starts.

**CAREER TRANSACTIONS:** Signed as an undrafted free agent by the Green Bay Packers on May 18, 2001...Waived by Green Bay on Sept. 2, 2001...Signed by the Tampa Bay Buccaneers to the practice squad on Sept. 4, 2001...Waived by Tampa Bay on Oct. 16, 2001...Signed by Cleveland to the practice squad on Oct. 30, 2001...Signed by the Cleveland Browns to the active roster on Nov. 7, 2001...Allocated by the Browns to NFL Europe on Feb. 6, 2002.

### SEASONAL REVIEWS

**2001:** Signed by Cleveland to the practice squad on Oct. 30...Signed to the active roster on Nov. 7...Was listed as inactive for six regular-season games...Dressed but did not play vs. Cincinnati Nov. 25; at New England Dec. 9; and vs. Jacksonville Dec. 16.

**COLLEGE:** Two-year starter and four-time letter winner for East Carolina at defensive tackle...Appeared in 41 career games and started 18 contests with the Pirates, finishing with 100 tackles, 11 sacks, 13 stops for a loss, 5 passes defended, 3 fumble recoveries, 2 forced fumbles and 1 interception...Registered at least 1 sack in each of his four years...In 2000, played in all 11 games with nine starts and led the team with 8 tackles for loss and 7 sacks among 42 total tackles (23 solos)...Also added 2 blocked kicks, 2 fumble recoveries, 2 forced fumbles and 3 passes defended...Started in the Galleryfurniture.com Bowl and contributed with 5 tackles, including .5 sack...Started nine games as a junior, missing two contests with a knee injury, and finished with 35 tackles (18 solos), including 3 tackles for loss and 2 sacks while blocking 2 kicks...In his sophomore season, blocked 1 kick while appearing in all 11 games as a reserve defensive tackle...Saw action in eight contests as a freshman, finishing with 7 tackles and 1 sack...Redshirted in 1996.

**PERSONAL:** Earned B.A. degrees in criminal justice and psychology...Earned all-region honors as a defensive tackle, tight end and running back at Bassett (Va.) High School...Lettered four times each in football, basketball and track...Cousin, Shawn Moore, played quarterback for the Denver Broncos (1991-93)...Desires to eventually work for the government...Nicknamed 'Biscuit'...Hobbies include reading and working with kids...Single and resides in Bassett, Va....Given name Natravis DeVone Claybrooks...Born in Martinsville, Va.

## FELIPE CLAYBROOKS DE

## YEAR W/ BROWNS

2nd

## YEAR IN NFL

1st

## HEIGHT

6-5

## WEIGHT

275

## BIRTHDATE

Jan. 22, 1978

## ACQUIRED

FA - '01

## COLLEGE

Georgia Tech



74

GAMES PLAYED/STARTED: 2001 (4/0).

CAREER TOTALS: 4 games, 0 starts.

**CAREER TRANSACTIONS:** Signed by the Arizona Cardinals as an undrafted rookie free agent on May 4, 2001...Waived by Arizona on Aug. 27, 2001...Signed by the Cleveland Browns to the practice squad on Nov. 7, 2001...Signed to the Browns active roster on Dec. 11, 2001.

## SEASONAL REVIEWS

**2001:** Opened his rookie season with Arizona in training camp before signing to the Browns practice squad on Nov. 7...Spent five weeks on the practice squad before signing to the active roster on Dec. 11 following a season-ending injury to DT Orpheus Roye...Appeared in four regular-season games for the Browns and totaled 6 tackles, including 3 solos...Made his NFL debut vs. Jacksonville on Dec. 16 at defensive tackle with 2 tackles...Recorded a career-high 3 tackles and Green Bay on Dec. 23...**Game 13 vs. Jacksonville 12/16:** Made his NFL debut by playing defensive tackle and recorded 2 tackles, including 1 solo...**Game 14 at Green Bay 12/23:** Played defensive tackle in the defensive line rotation with a career-high 3 tackles, including 1 solo and 1 quarterback pressure...**Game 15 at Tennessee 12/30:** Played defensive tackle in the defensive line rotation...**Game 16 at Pittsburgh 1/6:** Played defensive tackle with 1 solo tackle.

**COLLEGE:** Situational pass rusher was the emotional leader of the Georgia Tech defensive unit...Tied for fourth on the school's all-time record list with 20 sacks and 37 stops behind the line of scrimmage...Totaled 134 tackles (97 solos) while appearing in 41 games (four starts)...All-Atlantic Coast Conference honorable mention as a senior with 41 tackles, 28 solos, 5 sacks, 11 tackles for loss, 4 pass deflections, 13 pressures, 1 forced fumble and 1 fumble recovery...Played in every game as a junior with four starting assignments and added a career-high 48 tackles (33 solos), 4 sacks, 12 tackles for loss, 4 pass deflections and 9 pressures...In his first career start, posted 7 tackles, 2 tackles for loss and 1 deflected pass against Navy despite a sprained ankle...As a sophomore, earned academic All-Atlantic Coast Conference notice while recording 37 tackles (31 solos), 10 sacks (fourth-best season total in school history), 13 tackles for loss, 1 forced fumble, 1 interception, 4 pass deflections and 4 pressures...Multiple-sack efforts against Duke, Maryland and Wake Forest.

**PERSONAL:** Earned All-America honors with 69 tackles and 12 sacks as a prep senior at Decatur (Ga.) High School...Also caught 19 passes for 250 yards as a tight end...Lettered three times in football and basketball and once in track...Earned all-county honors in basketball...Management major at Georgia Tech...Nicknamed 'Tito'...Born Jan. 22, 1978.

## CLAYBROOKS' SINGLE-GAME CAREER HIGHS

TACKLES: 3 at Green Bay 12/23/01

# PLAYERS

## VETERANS

FELIPE CLAYBROOKS *continued*

### CLAYBROOKS' CAREER DEFENSIVE STATISTICS

Year	TACKLES			Sacks	Int's	Fumbles Rec./For.	Special Teams Tackles
	Total	Solo	Asst.	No/Yds	No/Yds		
2001 (Cle.)	6	3	3	0/0	0/0	0	0
Career	6	3	3	0/0	0/0	0	0

## TIM COUCH QB



### HEIGHT

6-4

### WEIGHT

227

### BIRTHDATE

July 31, 1977

### ACQUIRED

D (1) - '99

### COLLEGE

Kentucky

### YEAR W/ BROWNS

4th

### YEAR IN NFL

4th

# 2

**GAMES PLAYED/STARTED:** 1999 (15/14); 2000 (7/7); 2001 (16/16).

**CAREER TOTALS:** 38 games, 37 starts.

**CAREER TRANSACTIONS:** Selected by the Cleveland Browns as the first overall pick in the 1999 NFL Draft.

**CAREER HIGHLIGHTS:** Posted career highs in 2001 with 3,040 passing yards and 17 TDs on 272 completions in 454 attempts...Established a career-high 336 yards on 20-27 passing with 3 TD in the Browns' 41-38 come-from-behind win at Tennessee on Dec. 30, 2001...Established all-time rookie records for the Browns and led all NFL rookie quarterbacks in 1999 in completions (223), attempts (399), yards (2,447), touchdowns (15) and quarterback rating (73.2)...Became the ninth rookie quarterback since 1952 and the fifth since 1970 to have 10 touchdown passes and a positive TD/Int ratio (15 TDs/13 Int.).

### SEASONAL REVIEWS

**2001:** In his third season with the Browns, started all 16 regular-season games for the first time in his career and was 272-of-454 passing for 3,040 yards, 17 TDs, 21 interceptions and a 73.1 QB rating...Established career highs in attempts (454), completions (272), passing yards (3,040) and TD (17)...Had a career-high 336 yards passing and a 137.3 QB rating at Tennessee on Dec. 30 in a 41-38 win...Became only the fourth quarterback in franchise history to pass for over 3,000 yards...His interception on the game's final play at Chicago on Nov. 4 ended a career-best streak of 120 consecutive passes without an interception dating back to Week 3 at Jacksonville on Sept. 30...Was named by the Cleveland chapter of the PFWA as the recipient of the 'Dino Lucarelli' Good Guy Award...Had TD passes in 10 games: 3 vs. Detroit on Sept. 23; 1 vs. San Diego on Oct. 7; 2 at Cincinnati on Oct. 14; 2 vs. Baltimore on Oct. 21; 2 at Chicago on Nov. 4; 1 vs. Pittsburgh on Nov. 11; 1 vs. Cincinnati on Nov. 25; 1 vs. Tennessee on Dec. 2; 1 at Green Bay on Dec. 23; 3 at Tennessee on Dec. 30...Had a season-high 39 attempts at New England on Dec. 9 and 24 completions at Jacksonville on Sept. 30...**Game 1 vs. Seattle 9/9:** Started at QB and completed 17-of-33 passes for 176 yards and 1 interception...Was 7-of-15 for 62 yards in the first half...Led the offense on a 12-play, 61-yard (6:25) scoring drive late in the fourth quarter, including a 31-yard pass to WR Quincy Morgan, which ended in a K Phil Dawson 22-yard FG...Completed passes to six different receivers...**Game 2 vs. Detroit 9/23:** Started at QB and completed 12-of-20 passing for 138 yards with 3 TDs and 2 interceptions in the Browns' 24-14 win over Detroit...His 3 TDs tied a personal best, which was accomplished on Oct. 31, 1999 at New Orleans...Couch had a 4-yard TD

TIM COUCH *continued*

strike to WR Kevin Johnson for a 7-0 lead, had a 2-yard scoring pass to OL Shaun O'Hara for a 14-0 lead and a 34-yard TD connection with WR Quincy Morgan for a 24-7 lead...In the first quarter, led the Browns on a 7-play, 57-yard drive (2:50), which ended in a WR Kevin Johnson 4-yard TD reception...Also led the Browns on a 6-play, 53-yard (3:36) drive which ended in an OL Shaun O'Hara 2-yard TD reception, as O'Hara lined up as TE eligible on the goal-line unit...In the first half completed 9-of-12 passing for 96 yards with 2 TDs and 1 interception as the Browns opened a 14-0 lead...In the third quarter, following an interception by the Browns defense, Couch connected with rookie WR Quincy Morgan on the first play for a 34-yard TD connection and a 24-7 Browns lead...Completed passes to eight different receivers on the afternoon...**Game 3 at Jacksonville 9/30:** Started at QB and completed 24-of-34 passing for 249 yards and 1 interception in the Browns' 23-14 win...Reached a season high with 24 completions...Orchestrated a 19-play, 80-yard (10:14) drive in the second quarter to give the Browns a 10-0 lead as Couch was 7-of-9 passing on the drive for 68 yards, including 5-5 on third down conversions...Was 13-of-21 for 118 yards in the first half as the Browns jumped to a 13-0 lead...Late in the fourth quarter, led the Browns on an 11-play, 66-yard (6:19) FG drive, completing all 5 attempts for 60 yards as the Browns regained the lead, 16-14...On the afternoon, completed passes to eight different receivers and had 13 passing first downs...**Game 4 vs. San Diego 10/7:** Started at QB and led the Browns to a come-from-behind victory with ten fourth-quarter points in the Browns' 20-16 win, including a 19-yard TD pass to WR Kevin Johnson with 1:15 remaining in the fourth quarter...Completed 14-of-27 passing for 203 yards with 1 touchdown...In the game-winning drive, completed 3-of-5 attempts for 46 yards with 1 touchdown, including a key third-and-10 play with a 13-yard pass to Johnson to the San Diego 23-yard line and ended with a 19-yard TD strike to Johnson...In the second quarter, led the Browns on a 10-play, 45-yard drive (3:46), which resulted in a K Phil Dawson 31-yard FG to tie the game, 3-3...Also in the second quarter, orchestrated a 15-play, 86-yard drive (8:00) and completed 3-of-4 attempts for 45 yards as the drive ended with a RB James Jackson 12-yard TD scamper and a Browns' 10-3 lead... Completed 7-of-12 attempts for 92 yards in the first half...With the Browns trailing 16-10 in the fourth quarter, led the Browns on an 8-play, 54-yard (3:34) drive which ended in a Dawson 27-yard FG, and narrowed the deficit to 16-13...Completed 7-of-13 attempts for 111 yards and 1 TD in the second half, including 5-of-9 for 100 yards and 1 TD in the fourth quarter...Completed passes to eight different receivers and had nine passing first downs...Added 2 rushes for 24 yards, both for first downs...**Game 5 at Cincinnati 10/14:** Started at QB and completed 14-of-28 passing for 194 yards and 2 touchdowns in the Browns' 24-14 loss at Cincinnati...In the first quarter, connected with WR Kevin Johnson on a 30-yard TD strike to give the Browns the early 7-3 lead...Completed 3 passes in 7 attempts for 51 yards and 1 TD in the first half...In the fourth quarter, led the Browns on a 7-play, 69-yard (1:19) touchdown drive which ended with a 3-yard TD pass to HB Mike Sellers as Couch threw for 65 yards on 4-of-7 passing on the TD drive...Was 9-of-17 passing for 112 yards and 1 TD in the fourth quarter...On the afternoon, connected with five different receivers for 10 passing first downs...**Game 6 vs. Baltimore 10/21:** Started at QB and completed 11-of-18 passing for 149 yards, 2 TDs and a 124.5 QB rating in the Browns' 24-14 win over Baltimore...On the opening drive, led the Browns on a 6-play, 51-yard (3:33) drive with 3-of-3 passing for 28 yards, ending with a RB James Jackson 11-yard TD run and an early 7-0 lead... Connected on 5-of-10 passing for 66 yards in the first half...On the Browns' first possession in the third quarter, orchestrated a 9-play, 80-yard (4:59) TD drive, which ended on a 28-yard TD pass from Couch to WR Kevin Johnson as Couch completed 5-of-7 passing for 47 yards on the drive...Four plays later the Browns defense recovered a fumble at the Ravens 36-yard line and on the next play Couch connected with WR Quincy Morgan for a 36-yard TD and the 24-6 lead...Connected on 6-of-8 attempts for 83 yards and 2 TDs in the third quarter...Did not attempt a pass in the fourth quarter...Completed a pass to eight different receivers on the afternoon...**Game 7 at Chicago 11/4:** Started at QB and completed 14-of-23 passing for 211 yards, 2 TDs and 1 interception for a 101.9 QB rating in the Browns' 27-21 OT loss at Chicago...In the third quarter, led the Browns on a 7-play, 57-yard (4:35) drive which ended with a HB Mike Sellers 3-yard TD pass to give the Browns a 14-7 lead...On the drive, Couch connected on 3-of-3 passing for 45 yards, including a key fourth-and-1 pass to WR Quincy Morgan for 28 yards to the Bears' 3-yard line...On the next series, Couch connected with WR Kevin

## PLAYERS VETERANS

### TIM COUCH *continued*

Johnson for a 55-yard TD pass to give the Browns a 21-7 third quarter lead...The play marked the fourth consecutive game that Couch threw a TD pass to Johnson and it marked the third consecutive game that he threw 2 TD passes...In the third quarter, Couch connected on 6-of-7 passing for 124 yards and 2 TDs...Completed passes to eight different receivers on the afternoon and had one stretch of 6 consecutive completions...**Game 8 vs. Pittsburgh 11/11:** Started at QB and connected on 18-of-33 passing for 160 yards and 1 TD for a QB rating of 77.8...In the first quarter, led the Browns on a 6-play, 49-yard (2:02) TD drive as Couch connected with TE O.J. Santiago for a 12-yard TD and an early 9-0 lead...On the drive, Couch connected on 3-of-5 passing for 49 yards and 1 TD...In the first half, connected on 8-of-14 passing for 89 yards and 1 TD...In the third quarter, led the Browns on a 13-play, 53-yard (6:32) drive which resulted in a K Phil Dawson 40-yard FG and a 12-9 lead...Connected on 9-of-20 passing for 62 yards in the second half...Connected with six different receivers and passed for 10 first downs...**Game 9 at Baltimore 11/18:** Started at QB and completed 19-of-30 passing for 144 yards and 3 interceptions... Led the Browns on four scoring drives on the afternoon, completing 14-of-15 passes for 112 yards passing on those drives...Led the Browns on an opening 10-play, 31-yard (5:36) FG drive, which ended with a K Phil Dawson 29-yard FG and an early 3-0 lead, as Couch completed all 5 of his attempts on the drive...In the second quarter, led the Browns on a 4-play, 39-yard (2:03) drive, which ended with a RB Ben Gay 7-yard TD run, as Couch completed both of his pass attempts in helping the Browns to a 10-0 lead...Also in the second quarter, led the Browns on a 7-play, 34-yard (3:34) drive, which ended with a K Phil Dawson 42-yard FG, as Couch completed all 4 pass attempts for 40 yards on the drive and opened a 20-7 lead...In the first half, completed 13-of-16 attempts for 109 yards and on two occasions completed 6 consecutive passes...In the fourth quarter with a 20-17 lead, led the Browns on a 12-play, 68-yard (5:51) drive, which ended with a RB Jamel White 1-yard TD run, as Couch completed 3-of-4 attempts for 21 yards as the Browns opened a 27-17 lead...Completed passes to eight different receivers and had 7 passing first downs...**Game 10 vs. Cincinnati 11/25:** Started at QB and completed 16-of-27 passing for 189 yards, 1 TD and 2 interceptions with a 62.1 QB rating...Completed a second quarter 6-yard TD pass to WR Kevin Johnson to give the Browns the 12-0 lead at half-time...Completed 10-of-16 passes for 132 yards, 1 TD and 1 interception in the first half...Led the Browns to two FG drives in the fourth quarter to give the Browns the 18-0 win over the Bengals...Completed 6-of-11 passes for 57 yards in the second half...Completed passes to five different receivers and had 7 passing first downs...**Game 11 vs. Tennessee 12/2:** Started at QB and completed 17-of-26 passing for 110 yards, 1 TD and 1 interception...In the first quarter, led the Browns on an 11-play, 61-yard (6:46) drive, which ended with a 10-yard TD pass to WR Kevin Johnson as Couch was 7-of-7 passing for 61 yards on the drive, cutting the Titans lead to 17-7...Was 13-of-17 passing for 96 yards and 1 TD in the first half...Was 4-of-9 passing for 14 yards in the second half and left the game early in the fourth quarter...**Game 12 at New England 12/9:** Started at QB and completed 20-of-39 passing for 244 yards and 3 interceptions for a QB rating of 38.8...His 39 attempts were a season-high...In the first quarter, led the Browns on a 16-play, 59-yard (8:20) drive, which resulted in a K Phil Dawson 27-yard FG...Was 10-of-19 passing for 105 yards in the first half...In the second half, led the Browns on two FG drives, a 7-play, 16-yard (3:07) drive in the third quarter capped by a Dawson 39-yard FG, and a 7-play, 58-yard (2:21) drive in the fourth quarter, which resulted in a Dawson 22-yard FG...Was 10-of-20 passing for 139 yards passing in the second half...Completed passes to seven different receivers...**Game 13 vs. Jacksonville 12/16:** Started at QB and completed 21-of-30 passing for 184 yards and 1 interception for a QB rating of 72.1...Was 9-of-13 passing for 90 yards in the first half and 12-of-17 passing for 94 yards in the second half...Completed 9 consecutive passes and also connected with eight different receivers on the afternoon...**Game 14 at Green Bay 12/23:** Started at QB and completed 22-of-33 passing for 203 yards, 1 touchdown and 3 interceptions...In the second quarter, orchestrated a 6-play, 74-yard (3:15) drive, which ended with a 3-yard TD pass to RB Jamel White...Was 7-of-12 passing for 74 yards, 1 TD and 2 interceptions in the first half...Was 15-of-21 passing for 129 yards in the second half...Completed passes to five different receivers and had 10 passing first downs...**Game 15 at Tennessee 12/30:** Started at QB and was 20-of-27 passing for a career-high 336 yards with 3 TDs, 1 interception and a QB rating of 137.3...Led the Browns to a 41-38 come-from-behind win after trailing



TIM COUCH *continued*

by 14 points in the fourth quarter to score the final 17 points of the game as he orchestrated the offense to a season-high 409 net yards of offense...His 137.3 QB rating was also a career-high...On the opening drive of the game, was 5-of-5 passing for 65 yards as he connected with WR JaJuan Dawson for a 33-yard TD...On the Browns' next possession, hit TE O.J. Santiago for a 20-yard TD strike and a 14-7 lead...Was 10-of-15 passing for 154 yards and 2 TDs in the first half...In the fourth quarter, led the Browns on a 9-play, 54-yard (5:22) drive as he was 5-of-5 passing for 50 yards on the drive, which was capped by a RB Jamel White 2-yard TD run to cut the Titans' lead to 38-31...On the next possession, led the Browns on a 4-play, 83-yard (1:58) drive as he connected with WR Quincy Morgan for a 78-yard pass to the Titans 5-yard line and connected with WR Kevin Johnson for a 5-yard TD to tie the score 38-38...Led the Browns on an 8-play, 36-yard drive, which resulted in K Phil Dawson's 44-yard FG to win the game 41-38...Had 13 passing first downs and connected with eight different receivers on the afternoon...Opened the game by completing 5 consecutive passes and finished the game by connecting on his final 8 consecutive passes...**Game 16 at Pittsburgh 1/6:** Started at QB and completed 13-of-26 passing for 150 yards and 2 interceptions...His 150 yards passing gave him 3,040 passing yards for the year and is only the fourth QB in franchise history (Brian Sipe 1979, '80, '81, '82; Paul McDonald 1984; Bernie Kosar 1986, '87, '89, '91) to pass for over 3,000 yards in a season...Completed passes to six different receivers on the afternoon.

**2000:** Started the first seven regular-season games, completing 137-of-215 passing for 1,483 yards, 7 TDs and 9 interceptions with a 63.7% completion percentage and a 77.3 quarterback rating...Fractured his right thumb in practice on Oct. 19 and was placed on Reserve-Injured List on Oct. 20...Posted a 95.0+ QB rating in the first 3 games in 2000 and ranked second in the AFC, fifth in the NFL in completion percentage (63.7%) at the time of his injury...Established a season-high 316 yards on 23-of-31 passing in the Browns' 23-20 win vs. Pittsburgh on Sept. 17 for the first win at Cleveland Browns Stadium, a game rating of 127.9, the second-best single-game rating of his career (132.2 at New Orleans on Oct. 31, 1999), including a career-high 79 yard completion to WR Kevin Johnson...Completed a pass to a career-high 10 different receivers in a 24-7 win at Cincinnati on Sept. 10 as he completed 19-of-31 passes for 259 yards and 2 TDs...Completed 16-of-22 passes for 138 yards at Arizona on Oct. 8 and recorded a season-high 72.7% completion percentage and the second highest of his career...Had four games with 200 or more yards passing...Added season highs with 40 attempts and 24 completions at Denver on Oct. 15...Had TD passes in five of seven games: 1 vs. Jacksonville on Sept. 3; 2 at Cincinnati on Sept. 10; 2 vs. Pittsburgh on Sept. 17; 1 at Oakland on Sept. 24; 1 at Denver on Oct. 15...Fractured his right thumb in practice on Oct. 19 and was placed on Reserve-Injured List on Oct. 20...Had surgery on Oct. 21, 2000 at the Cleveland Clinic by Dr. Thomas Hunt, a Cleveland Clinic Hand Specialist, and Head Team Physician Dr. John Bergfeld.

**1999:** Became starter Week 2 of the regular season and established all-time rookie records for the club and led NFL rookies with 223 completions, 399 attempts for 2,447 yards and 15 TDs...His 223 completions ranked third all-time among NFL rookies while his 399 attempts ranked seventh and his 2,447 yards and 15 TD were eighth...Became only the ninth rookie QB since 1952 and the fifth since 1970 to have 10 TD passes and a positive TD/int. ratio...Teamed with rookie WR Kevin Johnson for 8 TDs, one short of the NFL rookie duo record of 9 shared by three pairs...Along with Johnson became the first NFL rookie duo to lead their team in seasonal passing and receiving since 1986...Appeared in 15 games, including 14 starts, after a left ankle sprain injury Week 15 vs. Jacksonville caused him to miss the regular-season finale...Made his first NFL start on Sept. 19 at Tennessee and completed 12-of-24 passes for 134 yards, including his first touchdown pass to rookie WR Kevin Johnson on a 39-yard pass...Had his finest game statistically at New Orleans on Oct. 31 in 21-16 win over Saints on 11-of-19 passing for 193 yards and 3 TDs, including the 'Hail-Mary' 56-yard touchdown completion to WR Kevin Johnson as time expired for the franchise's first victory and a QB rating of 132.2, which also marked the highest single-game rating by a rookie in club history...Career highs with 29 completions and 46 attempts vs. Carolina on Nov. 21; 3 TDs at New Orleans on Oct. 31; and completion percentage of 78.3 (18-of-23) at Jacksonville on Oct. 17...Had touchdown completions in 10 games: 1 at Tennessee on

## PLAYERS VETERANS

### TIM COUCH *continued*

Sept. 19; 1 at Baltimore on Sept. 26; 1 vs. New England on Oct. 3; 1 at Jacksonville on Oct. 17; 3 at New Orleans on Oct. 31; 2 at Pittsburgh on Nov. 14; 1 vs. Carolina on Nov. 21; 2 vs. Tennessee on Nov. 28; 1 at San Diego on Dec. 5; and 2 at Cincinnati on Dec. 12...Had four games with 200 or more yards passing...Added the longest run from scrimmage by a Browns QB in franchise history with a 40-yard scamper at St. Louis on Oct. 24.

**COLLEGE:** Despite only 24 games as a starter, he shattered Kentucky's career passing records, completing 795-of-1,184 attempts for 8,835 yards and 74 touchdowns...His 8,160 yards in total offense broke the old Kentucky all-time record of 5,456 yards by Bill Ransdell (1983-86)...Junior year All-America first team choice by the Football Writers Association and Walter Camp, earning second team honors from *Football News* and *Associated Press* and third team accolades from *The Sporting News*... Unanimous All-Southeastern Conference first team selection...Finished fourth in voting for the Heisman Memorial Trophy...Led the nation with 400 completions (on 553 attempts) while ranking second in pass completion percentage (72.3), yards (4,275) and touchdowns (36)...Ranked fourth in the NCAA Division 1-A with 4,151 yards in total offense...Threw for at least 300 yards and 1 touchdown in every game...His sophomore season named *The Football News* All-America honorable mention... *Associated Press* All-SEC second team choice...Named Kentucky Sportsman of the Year by the *Lexington Herald-Leader*...Finalist for the Davey O'Brien Award, given to the nation's top quarterback... Recipient of the AT&T National Long Distance Award, given for leading the nation in passing yardage... Completed 363-of-547 passes for 3,884 yards and 37 touchdowns...Led the nation in pass attempts, completions, yardage and completion percentage (66.4%)...Second in touchdown passes to Marshall's Chad Pennington, who surpassed Couch for the national TD title only by playing in a 12th regular-season game... Second in total offense nationally with 341.7 yards per game...Finished ninth in the balloting for the Heisman Memorial Trophy...Played in seven games as a true freshman, starting twice... Completed 32-of-84 passes for 276 yards with 1 touchdown and 1 interception.

**PERSONAL:** Gatorade Circle of Champions Kentucky Player of the Year, adding *USA Today* National Offensive Player of the Year, "Mr. Football" in the state of Kentucky and voted the 1995 Kentucky "Sportsman of the Year" in the *Lexington Herald-Leader* statewide poll of sportswriters and broadcasters at Leslie County (Hyden, Ky.) High School...Won the *Associated Press* Kentucky High School Male Athlete of the Year as a junior and senior...Four-year starter, leading the Eagles to a four-year record of 38-13 and berths in the state Class AAA playoff semifinals his junior and senior years...First team all-state his last three seasons and honorable-mention all-state as a freshman...Career totals include 872 completions in 1,372 attempts for 12,104 yards and 133 touchdowns...Set national career records for most pass completions, passing yardage and touchdown passes...Second in pass attempts...The nation's number one quarterback prospect according to several recruiting analysts and publications...Has an exceptionally strong arm and won a summer camp distance contest with a throw of 66 yards...Also played defensive back on occasion...Named the Most Valuable Player while helping lead his team to a 10-0 win in the 1996 Kentucky-Tennessee All-Star Game...Completed 19-of-33 passes for 224 yards and 1 touchdown in the all-star game and also punted for a 45.7 avg....Played on the varsity basketball team since the seventh grade and led the state of Kentucky in scoring as a junior, notching 36 points per game...Top scoring games included 60 and 59 points...Set numerous school records for scoring and three-point shooting...Participated in the DARE program at Leslie County, and made speaking appearances at junior high and elementary schools on the danger of substance abuse...Guest speaker for two youth football leagues (1996-97)...Celebrity guest on the 1997 Children's Miracle Network television show, helping raise approximately \$600,000 for the UK Children's Hospital...Majored in general studies...Brother, Greg, was a quarterback at Eastern Kentucky (1994-96)...Son of Elbert and Janice Couch...Born Timothy Scott Couch on July 31, 1977 in Hyden, Ky...Tim has demonstrated his support and community efforts to abused and neglected children in the Greater Cleveland area through the Providence House and the Cleveland Browns Foundation.

## COUCH'S SINGLE-GAME CAREER HIGHS

**PASSING ATTEMPTS:** 46 vs. Carolina (11/21/99)  
**COMPLETIONS:** 29 vs. Carolina (11/21/99)  
**PASSING YARDS:** 336 at Tennessee (12/30/01)  
**PASSING TD:** 3 at New Orleans (10/31/99); vs. Detroit (9/23/01); at Tennessee (12/30/01)  
**LONG PASS:** 79 vs. Pittsburgh (9/17/00)  
**COMPLETION PERCENTAGE:** 78.3% at Jacksonville (10/17/99)  
**INTERCEPTIONS:** 3 five times: latest at Green Bay (12/23/01)  
**RUSHING ATTEMPTS:** 6 at Baltimore (9/26/99); vs. Carolina (11/21/99)  
**RUSHING YARDS:** 50 at St. Louis (10/24/99)  
**LONG RUSH:** 40 at St. Louis (10/24/99)  
**RUSHING TD:** 1 vs. Tennessee (11/28/99)

## COUCH'S CAREER STREAKS

**CONSECUTIVE PASSES WITHOUT INTERCEPTION:** 120 (at Jacksonville 9/30/01 to at Chicago 11/4/01)  
**CONSECUTIVE COMPLETED PASSES:** 9 at Jacksonville 10/17/99; at San Diego 12/5/99  
**PASSES TO DIFFERENT RECEIVERS IN A GAME:** 10 vs. Cincinnati 9/10/00

## COUCH'S CAREER PASSING STATISTICS

Year	GP-GS	Att.	Comp.	Pct.	Yards	TD	Int.	Long	Sacks	Yards	Rating
1999 (Cle.)	15-14	399	223	55.9	2,447	15	13	78t	56	359	73.2
2000 (Cle.)	7-7	215	137	63.7	1,483	7	9	79	10	78	77.3
2001 (Cle.)	16-16	454	272	60.0	3,040	17	21	78	51	353	73.1
Career	38-37	1,068	632	59.2	6,970	39	43	79	117	790	74.0

## COUCH'S CAREER RUSHING STATISTICS

Year	No.	Yds.	Avg.	Long	TD
1999 (Cle.)	40	267	6.7	40	1
2000 (Cle.)	12	45	3.8	31	0
2001 (Cle.)	38	130	3.4	15	0
Career	90	442	4.9	40	1

## 2001 GAME-BY-GAME PASSING

Date	Opponent	Att.	Comp.	Yds.	Pct.	TD	Int.	LG	Tkd	Rat	Result
9/9	Sea.	33	17	176	51.5	0	1	31	3/27	54.6	6-9 L
9/23	Det.	20	12	138	60.0	3	2	34t	3/20	80.8	24-14 W
9/30	@ Jac.	34	24	249	70.5	0	1	23	3/23	79.2	23-14 W
10/7	S.D.	27	14	203	52.0	1	0	32	4/22	89.0	20-16 W
10/14	@ Cin.	28	14	194	50.0	2	0	38	3/23	96.4	24-14 L
10/21	Bal.	18	11	149	61.1	2	0	36t	2/18	124.5	24-14 W
11/4	@ Chi.	23	14	211	61.0	2	1	55t	3/20	101.9	21-27 (OT) L
11/11	Pit.	33	18	160	54.5	1	0	26	7/47	77.8	12-15 (OT) L
11/18	@ Bal.	30	19	144	63.3	0	3	26	1/7	35.3	27-17 W
11/25	Cin.	27	16	189	59.0	1	2	47	3/18	62.1	18-0 W
12/2	Ten.	26	17	110	65.2	1	1	17	2/7	71.0	15-31 L
12/9	@ N.E.	39	20	244	51.3	0	3	36	3/17	38.8	16-27 L
12/16	Jac.	30	21	184	70.0	0	1	44	3/11	72.1	10-15 L
12/23	@ G.B.	33	22	203	67.0	1	3	45	4/34	55.5	7-30 L
12/30	@ Ten.	27	20	336	74.1	3	1	78	3/14	137.3	41-38 W
1/6	@ Pit.	26	13	150	50.0	0	2	19	4/45	35.7	7-28 L
Totals		454	272	3,040	60.0	17	21	78	51/353	73.1	

# PLAYERS

## VETERANS

### TIM COUCH *continued*

#### COUCH'S 2000 GAME-BY-GAME PASSING

Date	Opponent	Att.	Comp.	Yds.	Pct.	TD	Int.	LG	Tkd	Rat	Result
9/3	Jac.	27	19	160	70.4	1	0	26	1-7	97.8	7-27 L
9/10	@ Cin.	31	19	259	61.3	2	1	65	1-10	96.0	24-7 W
9/17	Pit.	31	23	316	74.2	2	0	79	0-0	127.9	23-20 W
9/24	@ Oak.	29	16	141	55.2	1	2	16	2-12	51.1	10-36 L
10/1	Bal.	35	20	203	57.1	0	3	38	0-0	38.2	0-12 L
10/8	@ Ari.	22	16	138	72.7	0	0	33	1-2	88.8	21-29 L
10/15	@ Den.	40	24	266	60.0	1	3	37	5-47	56.9	10-44 L
10/22	@ Pit.	Injured Reserve - Thumb									
10/29	Cin.	Injured Reserve - Thumb									
11/5	N.Y.G.	Injured Reserve - Thumb									
11/12	N.E.	Injured Reserve - Thumb									
11/19	@ Ten.	Injured Reserve - Thumb									
11/26	@ Bal.	Injured Reserve - Thumb									
12/3	@ Jac.	Injured Reserve - Thumb									
12/10	Phi.	Injured Reserve - Thumb									
12/17	Ten.	Injured Reserve - Thumb									
Totals		215	137	1,483	63.7	7	9	79	10-78	77.3	

#### COUCH'S 1999 GAME-BY-GAME PASSING

Date	Opponent	Att.	Comp.	Yds.	Pct.	TD	Int.	LG	Tkd	Rat	Result
9/12	Pit.	3	0	0	0.0	0	1	0	1-7	0.0	L 0-43
9/19	@ Ten.	24	12	134	50.0	1	0	39t	7-44	80.9	L 9-26
9/26	@ Bal.	32	13	123	40.6	1	1	61	4-34	49.4	L 10-17
10/3	N.E.	28	13	201	46.4	1	0	64t	4-21	82.6	L 7-19
10/10	Cin.	27	15	164	55.6	0	1	24	3-20	58.3	L 17-18
10/17	@ Jac.	23	18	161	78.3	1	0	22	4-31	110.3	L 7-24
10/24	@ St.L.	40	22	185	55.0	0	2	36	1-7	46.4	L 3-34
10/31	@ N.O.	19	11	193	57.9	3	0	56t	2-12	132.2	W 21-16
11/7	Bal.	21	9	57	42.9	0	1	21	3-24	29.3	L 9-41
11/14	@ Pit.	28	18	199	64.3	2	1	35t	6-38	94.2	W 16-15
11/21	Car.	46	29	259	63.0	1	2	23	1-2	67.2	L 17-31
11/28	Ten.	35	19	262	54.1	2	0	78t	7-34	97.6	L 21-33
12/5	@ S.D.	29	18	184	62.0	1	2	23	6-37	63.0	L 10-23
12/12	@ Cin.	28	16	239	57.1	2	2	45	3-16	79.3	L 28-44
12/19	Jac.	16	10	86	62.5	0	0	17	4-32	76.6	L 14-24
12/26	Ind.	Did Not Play									
Totals		399	223	2,447	55.9	15	13	78t	56-359	73.2	

#### DID YOU KNOW?

Tim Couch was a two-sport star in high school, earning recognition in 1995 as the *USA Today* National Offensive Player of the Year as a quarterback at Leslie County (Hyden, Ky.) High School. Couch also excelled on the hardwood as he led the state of Kentucky in scoring his junior season with an average of 36 points per game.

**COUCH'S 2001 GAME-BY-GAME RUSHING**

Date	Opponent	No.	Yds.	Avg.	Long	TD
9/9	Sea.	1	1	1.0	1	0
9/23	Det.	3	0	0.0	4	0
9/30	@ Jac.	3	13	4.3	7	0
10/7	S.D.	2	24	12.0	12	0
10/14	@ Cin.	2	1	1.0	0.5	0
10/21	Bal.	4	10	2.5	10	0
11/4	@ Chi.	1	-1	-1.0	-1	0
11/11	Pit.	3	15	5.0	11	0
11/18	@ Bal.	2	-2	-1.0	-1	0
11/25	Cin.	5	0	0.0	1	0
12/2	Ten.	2	18	9.0	12	0
12/9	@ N.E.	1	9	9.0	9	0
12/16	Jac.	2	7	3.5	5	0
12/23	@ G.B.	5	37	7.4	15	0
12/30	@ Ten.	1	-1	-1.0	-1	0
1/6	@ Pit.	1	-1	-1.0	-1	0
<b>Totals</b>		<b>38</b>	<b>130</b>	<b>3.4</b>	<b>15</b>	<b>0</b>

**COUCH'S 2000 GAME-BY-GAME RUSHING**

Date	Opponent	No.	Yds.	Avg.	Long	TD
9/3	Jac.	2	32	16.0	31	0
9/10	@ Cin.	4	7	1.8	12	0
9/17	Pit.	1	3	3.0	3	0
9/24	@ Oak.	3	3	1.0	2	0
10/1	Bal.	0	0	0.0	0	0
10/8	@ Ari.	1	1	1.0	1	0
10/15	@ Den.	1	-1	-1.0	-1	0
10/22	@ Pit.	Injured Reserve – Thumb				
10/29	Cin.	Injured Reserve – Thumb				
11/5	N.Y.G.	Injured Reserve – Thumb				
11/12	N.E.	Injured Reserve – Thumb				
11/19	@ Ten.	Injured Reserve – Thumb				
11/26	@ Bal.	Injured Reserve – Thumb				
12/3	@ Jac.	Injured Reserve – Thumb				
12/10	Phi.	Injured Reserve – Thumb				
12/17	Ten.	Injured Reserve – Thumb				
<b>Totals</b>		<b>12</b>	<b>45</b>	<b>3.8</b>	<b>31</b>	<b>0</b>



# PLAYERS

## VETERANS

### TIM COUCH *continued*

#### COUCH'S 1999 GAME-BY-GAME RUSHING

Date	Opponent	No.	Yds.	Avg.	Long	TD
9/12	Pit.	0	0	0.0	0	0
9/19	@ Ten.	5	40	8.0	15	0
9/26	@ Bal.	6	49	8.2	18	0
10/3	N.E.	3	11	3.6	10	0
10/10	Cin.	1	5	5.0	5	0
10/17	@ Jac.	2	36	18.0	27	0
10/24	@ St.L.	2	50	25.0	40	0
10/31	@ N.O.	2	5	2.5	6	0
11/7	Bal.	4	7	1.8	4	0
11/14	@ Pit.	2	15	7.5	8	0
11/21	Car.	6	16	2.7	19	0
11/28	Ten.	5	29	5.8	11	1
12/5	@ S.D.	1	4	4.0	4	0
12/12	@ Cin.	0	0	0.0	0	0
12/19	Jac.	1	0	0.0	0	0
12/26	Ind.	Did Not Play				
Totals		40	267	6.7	40	1

## JAJUAN DAWSON WR



#### HEIGHT

6-1

#### WEIGHT

197

#### BIRTHDATE

Nov. 5, 1977

#### ACQUIRED

D (3b) - '00

#### COLLEGE

Tulane

#### YEAR W/ BROWNS

3rd

#### YEAR IN NFL

3rd

# 88

**GAMES PLAYED/STARTED:** 2000 (2/2); 2001 (14/0).

**CAREER GAMES:** 16 games, 2 starts.

**CAREER TRANSACTIONS:** Selected by the Cleveland Browns in the third round, 79th overall, in the 2000 NFL Draft.

**CAREER HIGHLIGHTS:** Recorded his first career NFL touchdown reception in his first career game vs. Jacksonville on Sept. 3, 2000.

#### SEASONAL REVIEWS

**2001:** In his second season with the Browns, overcame a hand injury in training camp and appeared in 14 games with 22 receptions for 281 yards (12.8 avg.), including a long of 44 yards and 1 TD reception...In the opener vs. Seattle on Sept. 9, had a season-high 5 receptions for 46 yards (9.2 avg.)...Had a reception in each of the club's first five games...Listed as inactive vs. Pittsburgh on Nov. 11 and at Baltimore on Nov. 18...Had a career-high 44-yard reception vs. Jacksonville on Dec. 16...Added his second career TD reception at Tennessee on Dec. 30 with a 33-yard TD reception...**Game 1 vs. Seattle 9/9:** Played wide receiver and led the club with 5 receptions for 46 yards (9.2 avg.), including a long

JAJUAN DAWSON *continued*

of 14 yards...2 of his 5 receptions were for first downs...Hauled in a key 8-yard reception on a third-and-8 play to sustain the Browns' FG drive, which tied the contest 6-6 late in the fourth quarter...**Game 2 vs. Detroit 9/23:** Played wide receiver with 1 reception for 3 yards...**Game 3 at Jacksonville 9/30:** Played wide receiver and added 3 receptions for 33 yards (11.0 avg.), including a long of 16 yards...2 of his 3 receptions were for first downs...Caught 2 passes for 26 yards, both third down receptions for first downs, on a 19-play, 80-yard (10:14) TD scoring drive, which gave the Browns an early 10-0 lead...**Game 4 vs. San Diego 10/7:** Played wide receiver and recorded 2 receptions for 38 yards (19.0 avg.), including a long for 32 yards...Had a key 32-yard to the San Diego 13-yard line on a third-and-13 play, which set up a K Phil Dawson 27-yard FG in the fourth quarter...**Game 5 at Cincinnati 10/14:** Played wide receiver with 1 reception for 5 yards...**Game 6 vs. Baltimore 10/21:** Played wide receiver in the three wide receiver sets...**Game 7 at Chicago 11/4:** Played wide receiver and also special teams...**Game 8 vs. Pittsburgh 11/11:** Inactive...**Game 9 at Baltimore 11/18:** Inactive...**Game 10 vs. Cincinnati 11/25:** Played wide receiver with 1 reception for 2 yards...**Game 11 vs. Tennessee 12/2:** Played wide receiver with 3 receptions for 28 yards (9.3 avg.), including a long of 13 yards...**Game 12 at New England 12/9:** Played wide receiver with 2 receptions for 26 yards (13.0 avg.), including a long of 23 yards...**Game 13 vs. Jacksonville 12/16:** Played wide receiver and had 1 reception for 44 yards, which was the longest reception in his career...**Game 14 at Green Bay 12/23:** Played wide receiver with no receptions...**Game 15 at Tennessee 12/30:** Played wide receiver with 2 receptions for 37 yards (18.5 avg.), including 1 TD...In the first quarter, hauled in a 33-yard TD pass from Tim Couch to give the Browns an early 7-0 lead...**Game 16 at Pittsburgh 1/6:** Played wide receiver with 1 reception for 19 yards.

**2000:** As a rookie, started the first two games of the regular season and totaled 9 receptions for 97 yards and 1 touchdown before ending his season with a fractured clavicle Week 2 at Cincinnati on Sept. 10...Recorded his first NFL touchdown reception in his first game in the NFL vs. Jacksonville on Sept. 3...Started at WR against the Jaguars and totaled 6 receptions for 83 yards, including a 13-yard TD strike from QB Tim Couch in the second quarter...Injured his clavicle at Cincinnati early in the third quarter after grabbing 3 receptions for 14 yards...Listed as inactive Week 3 vs. Pittsburgh on Sept. 17... Placed on Reserve-Injured on Sept. 20, 2000.

**COLLEGE:** Ranks second in school annals with 234 receptions for 3,048 yards, topped only by Marc Zeno (236 for 3,725 yards, 1984-87)...His 31 touchdown catches broke the old Green Wave career-record of 25 by Zeno...In 1999, All-America second team, All-Conference USA first team and Conference USA Offensive Player of the Year by SportsPage.com...Shattered the school season record with 96 receptions, despite missing the Houston game...That total topped the previous mark of 77 by Marc Zeno in 1987...Gained 1,051 yards (10.9 avg.) with 6 touchdowns...Gained over 100 yards receiving six times... Had at least 10 receptions in five straight contests...Added 328 yards on 14 kickoff returns (23.4 avg.)... In 1998, second team All-Conference USA selection...Started all year, catching 68 passes for 947 yards (both sixth-best on the school's season-record list) for a 13.9-yard average and 12 touchdowns...Only Marc Zeno (13 in 1987) had more touchdown grabs in a season for Tulane...Had at least 100 yards receiving in five contests...In 1997, first team All-Conference USA selection, despite having his huge season cut short by broken ankle in first quarter vs. Southwestern Louisiana (eighth game)...In only 29 quarters of action, he snatched 52 passes for 839 yards (16.1 avg) and 10 touchdowns...In 1996, reserve receiver, playing in every game...Fourth on the team with 18 catches for 211 yards (11.7 avg.) and 1 touchdown...Redshirted as a freshman in 1995.

**PERSONAL:** Very active in the Cleveland community with assisting in team functions, including the Cleveland Browns Foundation Golf Outing and the Taste of the NFL Celebrity Dinner to benefit the Cleveland Foodbank...Also has worked with initiatives, including speaking to young adults about HIV and AIDS awareness and school visits promoting reading programs and nutritional eating habits and physical fitness...Two-time all-district and all-region selection as a defensive back at H.L. Bourgeois (Gibson, La.) High School...Rushed for 700 yards and 8 touchdowns during career...Passed for 1,453

# PLAYERS

## VETERANS

### JAJUAN DAWSON *continued*

yards and 7 scores...Had 46 tackles and 2 interceptions...Member of National Honor Society and Who's Who Among American High School Students...Outstanding basketball player, earning all-district honors and finishing as school's eighth all-time leading scorer with 1,023 points...Team captain in both football and basketball... Also a member of relay units in track...Named to academic all-state team... Business major...Son of Frederick and Susan Dawson...Born JaJuan LaTroy Dawson on Nov. 5, 1977 in Houston, Texas...Resides in Gibson, La.

### DAWSON'S RECEIVING SINGLE-GAME CAREER HIGHS

**RECEPTIONS:** 6 vs. Jacksonville (9/3/00)

**RECEIVING YARDS:** 83 vs. Jacksonville (9/3/00)

**RECEIVING TDS:** 1 vs. Jacksonville (9/3/00); at Tennessee (12/30/01)

**LONG RECEPTION:** 44 vs. Jacksonville (12/16/01)

### DAWSON'S RECEIVING STATISTICS

Year	No.	Yds.	Avg.	Long	TD
2000 (Cle.)	9	97	10.8	26	1
2001 (Cle.)	22	281	12.8	44	1
Career	31	378	12.2	44	2

### DAWSON'S 2001 OFFENSIVE STATISTICS

Date	Opponent	RECEIVING		Avg.	Long	TD
		No.	Yds.			
9/9	vs. Sea.	5	46	9.2	14	0
9/23	vs. Det.	1	3	3.0	3	0
9/30	@ Jac.	3	33	11.0	16	0
10/7	vs. S.D.	2	38	19.0	32	0
10/14	@ Cin.	1	5	5.0	5	0
10/21	vs. Bal.	0	0	0.0	0	0
11/4	@ Chi.	0	0	0.0	0	0
11/11	vs. Pit.	Inactive				
11/18	@ Bal.	Inactive				
11/25	vs. Cin.	1	2	2.0	2	0
12/2	vs. Ten.	3	28	9.3	13	0
12/9	@ N.E.	2	26	13.0	23	0
12/16	vs. Jac.	1	44	44.0	44	0
12/23	@ G.B.	0	0	0.0	0	0
12/30	@ Ten.	2	37	18.5	33t	1
1/6	@ Pit.	1	19	19.0	19	0
Totals		22	281	12.8	44	1

### DID YOU KNOW?

When the Browns face off against the Atlanta Falcons in the 2002 regular-season finale, it will mark the first regular-season meeting between the two teams since Nov. 28, 1993. However, the longest streak without a regular season meeting with the Browns involves the Washington Redskins. The last meeting between the Browns and Redskins occurred on Oct. 13, 1991.



**DAWSON'S 2000 OFFENSIVE STATISTICS**

Date	Opponent	RECEIVING		Avg.	Long	TD
		No.	Yds.			
9/3	vs. Jac.	6	83	13.8	26	1
9/10	@ Cin.	3	14	4.7	10	0
9/17	vs. Pit.	Inactive - Hand				
9/24	@ Oak.	Reserve-Injured - Hand				
10/1	vs. Bal.	Reserve-Injured - Hand				
10/8	@ Ari.	Reserve-Injured - Hand				
10/15	@ Den.	Reserve-Injured - Hand				
10/22	@ Pit.	Reserve-Injured - Hand				
10/29	vs. Cin.	Reserve-Injured - Hand				
11/5	vs. N.Y.G.	Reserve-Injured - Hand				
11/12	vs. N.E.	Reserve-Injured - Hand				
11/19	@ Ten.	Reserve-Injured - Hand				
11/26	@ Bal.	Reserve-Injured - Hand				
12/3	@ Jac.	Reserve-Injured - Hand				
12/10	vs. Phi.	Reserve-Injured - Hand				
12/17	vs. Ten.	Reserve-Injured - Hand				
<b>Totals</b>		<b>9</b>	<b>97</b>	<b>10.8</b>	<b>26</b>	<b>1</b>

**PHIL DAWSON K**

**YEAR W/ BROWNS**

4th

**YEAR IN NFL**

4th

**4**

**HEIGHT**

5-11

**WEIGHT**

190

**BIRTHDATE**

Jan. 23, 1975

**ACQUIRED**

FA-'99

**COLLEGE**

Texas



**GAMES PLAYED/STARTED:** 1998 (0/0); 1999 (15/0); 2000 (16/0); 2001 (16/0).

**CAREER TOTALS:** 47 games, 0 starts.

**CAREER TRANSACTIONS:** Signed by the Oakland Raiders as free agent in April 1998...Claimed by the New England Patriots off waivers on Aug. 21, 1998...Signed by New England to practice squad on Aug. 31, 1998...Signed by the Cleveland Browns as a free agent on March 25, 1999...Signed by Cleveland to a four-year contract on April 26, 2002.

**CAREER HIGHLIGHTS:** Established career highs in 2001 by connecting on 22-of-25 field goal attempts and finished with 95 points (29 PATs and 22 FGs)...Connected on a 44-yard FG with 55 seconds remaining in the fourth quarter to give the Browns a 41-38 win at Tennessee on Dec. 30, 2001...Nailed 39-yard attempt as time expired to lift the Browns over Steelers, 16-15, at Pittsburgh on Nov. 14, 1999...Scored his first NFL touchdown on a 4-yard fake field-goal attempt against the Cincinnati Bengals on Oct. 10, 1999...Connected on his first NFL field-goal attempt, making good from 41 yards against the Tennessee Titans on Sept. 26, 1999.

## PLAYERS

### VETERANS

**PHIL DAWSON** *continued*

### SEASONAL REVIEWS

**2001:** Had a break-out year by establishing career-highs by converting 22-25 FGs (88.0%) and 29-30 PAT for 95 points...His 15 consecutive field goals made is the longest current streak in the NFL and he made 19 of his last 20 FGs...His 88.0% mark ranked second in the NFL...Named AFC Special Teams Player of the Week on Sept. 30 at Jacksonville with 3 FGs...Connected on all 4 field goal attempts vs. Cincinnati on Nov. 25, matching a career high...Had 10 or more points on four occasions: 11 at Jacksonville on Sept. 30; 12 vs. Cincinnati on Nov. 25; 10 at New England on Dec. 9; and 11 at Tennessee on Dec. 30...**Game 1 vs. Seattle 9/9:** Converted on 2-3 FG attempts...Missed wide right on a 37-yard attempt in the first quarter...Connected on a 48-yard FG in the second quarter, the second longest of his career...Tied the game, 6-6, with a 22-yard FG late in the fourth quarter...Handled kickoff duties with 2-3 kickoffs over 70 yards...Added 1 special teams tackle...**Game 2 vs. Detroit 9/23:** Converted one of 2 FG attempts...Connected on a 33-yard FG early in the third quarter to give the Browns a 17-0 lead...Missed wide left on a 46-yard FG attempt in the fourth quarter...Handled kickoff duties with 3-of-5 kickoffs going 70 yards or more...**Game 3 at Jacksonville 9/30:** Converted 3-of-3 FG attempts and 2 PATs for 11 points and was named AFC Special Teams Player of the Week...Opened the scoring with a first quarter 35-yard FG to give the Browns an early 3-0 lead...Added to the Browns' lead in the second quarter with a 28-yard FG for a 13-0 lead...Late in the fourth quarter, connected on a 30-yard FG with 5:13 remaining to give the Browns a 16-14 lead...Handled kickoff duties with 1-of-6 kickoffs going 70 yards or more...**Game 4 vs. San Diego 10/7:** Converted on 2-of-3 FG attempts...In the second quarter, connected on a 31-yard FG to tie the game, 3-3...Missed on a 48-yard FG attempt in the third quarter on a kick that was partially blocked...In the fourth quarter, connected on a 27-yard FG to reduce the San Diego lead to 16-13...Totaled 8 points on the afternoon (2 FG/ 2 PAT)...Handled kickoff duties with 1-of-5 kickoffs 70 yards or more...**Game 5 at Cincinnati 10/14:** Converted 2 PATs...Also handled kickoff duties...**Game 6 vs. Baltimore 10/21:** Converted 1 FG and 3 PATs for 6 points...Connected on a 33-yard FG in the second quarter to give the Browns a 10-3 lead...Handled kickoff duties with 1-of-5 kickoffs 70 yards or more...**Game 7 at Chicago 11/4:** Converted 3 PATs and did not attempt a FG...Handled kickoff duties and also recorded 1 special teams tackle...**Game 8 vs. Pittsburgh 11/11:** Converted 1 FG and 1 PAT for 4 points...Connected on a 40-yard FG in the third quarter to give the Browns a 12-9 lead...Handled kickoff duties...**Game 9 at Baltimore 11/18:** Converted on 2 FG attempts and 3 PATs for 9 points...In the first quarter, connected on a 29-yard FG to give the Browns an early 3-0 lead...In the 2nd quarter, converted on a 42-yard FG to give the Browns a 20-7 lead...Handled kickoff duties...**Game 10 vs. Cincinnati 11/25:** Converted on all 4 FG attempts and missed 1 PAT for a season-high 12 points...His 4 FGs matched a career-high...Connected on a 23-yard FG in the first quarter, a 27-yard FG in the second quarter, and a 23-yard FG and a 33-yard FG in the fourth quarter...In the second quarter, missed on a PAT, snapping a streak of 51 consecutive PATs made dating back to Nov. 14, 1999 at Pittsburgh (last PAT missed on Nov. 7, 1999 vs. Baltimore)...Also handled kickoff duties with 3-of-6 kickoffs going 70 yards or more...**Game 11 vs. Tennessee 12/2:** Converted 1 PAT and also handled kickoff duties...**Game 12 at New England 12/9:** Converted all 3 FGs and 1 PAT for 10 points...Connected on a 27-yard FG in the first quarter to tie the game 3-3...Converted a 39-yard FG in the third quarter to cut the Patriots' lead to 20-13...Connected on a 22-yard FG in the fourth quarter to cut New England's lead to 20-16...Also handled kickoff duties...**Game 13 vs. Jacksonville 12/16:** Converted 1 FG and 1 PAT for 4 points...Connected a 29-yard FG in the fourth quarter to cut the Jaguars' lead to 12-10...Also handled kickoff duties...**Game 14 at Green Bay 12/23:** Converted 1 PAT and also handled kickoff duties...**Game 15 at Tennessee 12/30:** Connected on a 44-yard FG with 55 seconds remaining in the fourth quarter to give the Browns a 41-38 win...Converted both FG attempts and 5 PATs for 11 points...Connected on a 30-yard FG in the second quarter...Also handled kickoff duties...**Game 16 at Pittsburgh 1/6:** Connected on 1 PAT and also handled kickoff duties.

**2000:** In his second season with the Browns, connected on 14-of-17 field goal attempts and finished with 59 points (17 PATs and 14 FGs)...Was perfect from inside the 39-yard line by converting all 12

PHIL DAWSON *continued*

FGs...Also connected on 17-of-17 PATs...Finished the year in fine style by converting on his final 8 consecutive FG attempts...Had a season long 45-yard FG at Denver on Oct. 15...Established a career-high 13 points vs. New England on Nov. 12 in a 19-11 win over the Patriots by connecting on 4 FGs (39, 43, 35, 35) and 1 PAT...Also had 11 points vs. Pittsburgh in the Browns' 23-20 win over the Steelers as he converted 2 PATs and FG attempts of 23, 28 and 29 yards, including the final 2 FGs in the fourth quarter.

**1999:** Earned the place kicking job in training camp, fending off competition from Chris Boniol and Danny Kight...Totaled 53 points during the 1999 season by converting 23-of-24 PATs and 8-of-12 field goals...Had a career-high 49-yard FG at Baltimore on Sept. 26...Appeared in his first NFL game on Sept. 19 at Tennessee and scored the first points in the Browns' inaugural season by converting his first NFL field goal attempt on a 41-yard field goal in the second quarter...Scored the Browns' first rushing touchdown of the season and in Cleveland Browns Stadium on a 4-yard touchdown run on a fake field-goal attempt on Oct. 10 vs. Cincinnati and also added a 33-yard FG and 2 PATs for 11 points on the afternoon...Converted a 39-yard field goal as time expired to provide the Browns a 16-15 win at Pittsburgh on Nov. 14...Was 3-of-5 from 30-39 yards and 3-of-5 from 40-49 yards.

**1998:** Claimed off waivers by New England from Oakland on Aug. 21, 1998...Spent the 1998 season on the New England Patriots' practice squad.

**COLLEGE:** Four-year letterman at Texas...Earned first team All-America, All Big 12 honors following senior season in 1997...As a junior in 1996, first team All-America by *Pro Football Weekly*, All-Big 12 after leading conference and finishing in the top 10 in the nation with 1.6 field goals per game...Posted 108 points in 12 games for the Longhorns...Hit 19-of-24 field goals...Nailed a career-long 53-yard field goal against Texas Tech...Led the team in scoring in 1995...Earned honorable mention All-America honors as a sophomore...Made 4 field goals of 50 or more yards, including a 52-yarder in the Sugar Bowl...Named *Dallas Morning News'* SWC Offensive Player of the Week following a 50-yard field goal that beat Virginia...Tied Texas record for consecutive PATs made with 54...Scored 80 points as a redshirt freshman in 1994...SWC's top kicker and the nation's top freshman kick scorer...Redshirted in 1993.

**PERSONAL:** Born in West Palm Beach, Fla....Attended Lake Highlands High in Dallas, Texas...Ranked top placekicker in Texas as a senior...All-America and Southwest Region Offensive Player of the Year by *SuperPrep*...Hit 18-of-24 field goals as a senior...Also started at tackle...Makes his offseason home in Flower Mound, Texas, with his wife, Shannon and son, Dru...Very involved in Cleveland community by dedicating his time visiting children at various hospitals, including the Cleveland Clinic Foundation Children's Hospital, Rainbow Babies and Children's Hospital and University Hospital...Also serves as the spokesperson for the Children's Miracle Network.

## DAWSON'S SINGLE-GAME CAREER HIGHS

**SCORING: MOST POINTS SCORED:** 13 vs. New England 11/12/00 (4 FG/ 1 PAT)  
**FIELD GOALS: NUMBER ATTEMPTED:** 4 vs. New England 11/12/00; vs. Cincinnati 11/25/01  
**NUMBER MADE:** 4 vs. New England 11/12/00; vs. Cincinnati 11/25/01  
**LONGEST ATTEMPT:** 49 at Baltimore 9/26/99  
**LONGEST MADE:** 49 at Baltimore 9/26/99  
**LONGEST FG MADE STREAK:** 15 (vs. San Diego 10/7/01 to present)  
**PATS: NUMBER ATTEMPTED:** 5 at Tennessee 12/30/01  
**NUMBER MADE:** 5 at Tennessee 12/30/01  
**CONSECUTIVE PATS MADE:** 51 (11/14/99 at Pittsburgh to vs. Cincinnati 11/25/01)

# PLAYERS

## VETERANS

### PHIL DAWSON *continued*

#### DAWSON'S CAREER STATISTICS

Year	1-19	20-29	30-39	40-49	50+	Total	Pct.	Long	PAT's	Points
1999 (Cle.)	0-0	2-2	3-5	3-5	0-0	8-12	.667	49	23-24	53
2000 (Cle.)	3-3	4-4	5-5	2-5	0-0	14-17	.824	45	17-17	59
2001 (Cle.)	0-0	10-10	8-9	4-6	0-0	22-25	.880	48	29-30	95
<b>Totals</b>	<b>3-3</b>	<b>16-16</b>	<b>16-19</b>	<b>9-16</b>	<b>0-0</b>	<b>44-54</b>	<b>.815</b>	<b>49</b>	<b>69-71</b>	<b>207</b>

**Special teams tackles:** 1999 (3): 1 vs. Cincinnati 10/10; vs. Baltimore 11/7; vs. Carolina 11/21; 2000 (3): 1 vs. New England 11/12; at Tennessee 11/19; at Jacksonville 12/3; 2001 (1): 1 vs. Seattle 9/9

#### DAWSON'S 2001 GAME-BY-GAME STATISTICS

Date	Opp.	1-19	20-29	30-39	40-49	50+	Total	Pct.	Long	PAT's	Points
9/9	Sea.	0-0	1-1	0-1	1-1	0-0	2-3	.667	48	0-0	6
9/23	Det.	0-0	0-0	1-1	0-1	0-0	1-2	.500	33	3-3	6
9/30	@ Jac.	0-0	1-1	2-2	0-0	0-0	3-3	1.000	35	2-2	11
10/7	S.D.	0-0	1-1	1-1	0-1	0-0	2-3	.667	31	2-2	8
10/14	@ Cin.	0-0	0-0	0-0	0-0	0-0	0-0	-	-	2-2	2
10/21	Bal.	0-0	0-0	1-1	0-0	0-0	1-1	1.000	33	3-3	6
11/4	@ Chi.	0-0	0-0	0-0	0-0	0-0	0-0	-	-	3-3	3
11/11	Pit.	0-0	0-0	0-0	1-1	0-0	1-1	1.000	40	1-1	4
11/18	@ Bal.	0-0	1-1	0-0	1-1	0-0	2-2	1.000	42	3-3	9
11/25	Cin.	0-0	3-3	1-1	0-0	0-0	4-4	1.000	33	0-1	12
12/2	Ten.	0-0	0-0	0-0	0-0	0-0	0-0	-	-	1-1	1
12/9	@ N.E.	0-0	2-2	1-1	0-0	0-0	3-3	1.000	39	1-1	10
12/16	Jac.	0-0	1-1	0-0	0-0	0-0	1-1	1.000	29	1-1	4
12/23	@ G.B.	0-0	0-0	0-0	0-0	0-0	0-0	-	-	1-1	1
12/30	@ Ten.	0-0	0-0	1-1	1-1	0-0	2-2	1.000	44	5-5	11
1/6/02	@ Pit.	0-0	0-0	0-0	0-0	0-0	0-0	-	-	1-1	1
<b>Totals</b>		<b>0-0</b>	<b>10-10</b>	<b>8-9</b>	<b>4-6</b>	<b>0-0</b>	<b>22-25</b>	<b>.880</b>	<b>48</b>	<b>29-30</b>	<b>95</b>

#### DAWSON'S 2000 GAME-BY-GAME STATISTICS

Date	Opp.	1-19	20-29	30-39	40-49	50+	Total	Pct.	Long	PAT's	Points
9/3	Jac.	0-0	0-0	0-0	0-0	0-0	0-0	-	-	1-1	1
9/10	@ Cin.	0-0	0-0	1-1	0-0	0-0	1-1	1.000	30	3-3	6
9/17	Pit.	1-1	2-2	0-0	0-0	0-0	3-3	1.000	28	2-2	11
9/24	@ Oak.	0-0	1-1	0-0	0-1	0-0	1-2	.500	29	1-1	4
10/1	Bal.	0-0	0-0	0-0	0-0	0-0	0-0	-	-	0-0	0
10/8	@ Ari.	0-0	0-0	0-0	0-1	0-0	0-1	.000	-	3-3	3
10/15	@ Den.	0-0	0-0	0-0	1-1	0-0	1-1	1.000	45	1-1	4
10/22	@ Pit.	0-0	0-0	0-0	0-1	0-0	0-1	.000	-	0-0	0
10/29	Cin.	1-1	0-0	0-0	0-0	0-0	1-1	1.000	18	0-0	3
11/5	N.Y.G.	1-1	0-0	0-0	0-0	0-0	1-1	1.000	19	0-0	3
11/12	N.E.	0-0	0-0	3-3	1-1	0-0	4-4	1.000	43	1-1	13
11/19	@ Ten.	0-0	0-0	1-1	0-0	0-0	1-1	1.000	38	1-1	4
11/26	@ Bal.	0-0	0-0	0-0	0-0	0-0	0-0	-	-	1-1	1
12/3	@ Jac.	0-0	0-0	0-0	0-0	0-0	0-0	-	-	0-0	0
12/10	Phi.	0-0	1-1	0-0	0-0	0-0	1-1	1.000	29	3-3	6
12/17	Ten.	0-0	0-0	0-0	0-0	0-0	0-0	-	-	0-0	0
<b>Totals</b>		<b>3-3</b>	<b>4-4</b>	<b>5-5</b>	<b>2-5</b>	<b>0-0</b>	<b>14-17</b>	<b>.824</b>	<b>45</b>	<b>17-17</b>	<b>59</b>

**DAWSON'S 1999 GAME-BY-GAME STATISTICS**

Date	Opp.	1-19	20-29	30-39	40-49	50+	Total	Pct.	Long	PAT's	Points
9/12	Pit.	0-0	0-0	0-0	0-0	0-0	0-0	-	-	0-0	0
9/19	@ Ten.	0-0	0-0	0-0	1-1	0-0	1-1	1.000	41	0-0	3
9/26	@ Bal.	0-0	0-0	0-0	1-1	0-0	1-1	1.000	49	1-1	4
10/3	N.E.	0-0	0-0	0-1	0-0	0-0	0-1	.000	-	1-1	1
10/10	Cin.	0-0	0-0	1-1	0-0	0-0	1-1	1.000	33	2-2	11*
10/17	@Jac.	0-0	0-0	0-0	0-0	0-0	0-0	-	-	1-1	1
10/24	@St.L.	0-0	0-0	0-0	1-1	0-0	1-1	1.000	47	0-0	3
10/31	@N.O.	0-0	0-0	0-0	0-1	0-0	0-1	.000	-	3-3	3
11/7	Bal.	0-0	1-1	0-0	0-0	0-0	1-1	1.000	25	0-1	3
11/14	@Pit.	0-0	0-0	1-1	0-0	0-0	1-1	1.000	39	1-1	4
11/21	Car.	0-0	1-1	0-1	0-0	0-0	1-2	.500	23	2-2	5
11/28	Ten.	0-0	0-0	0-0	0-0	0-0	0-0	-	-	3-3	3
12/5	@S.D.	0-0	0-0	1-1	0-1	0-0	1-2	.500	33	1-1	4
12/12	@Cin.	0-0	0-0	0-0	0-0	0-0	0-0	-	-	2-2	2
12/19	Jac.	0-0	0-0	0-0	0-0	0-0	0-0	-	-	2-2	2
12/26	Ind.	0-0	0-0	0-0	0-0	0-0	0-0	-	-	4-4	4
<b>Totals</b>		0-0	2-2	3-5	3-5	0-0	8-12	.667	49	23-24	53

\* Rushed for a 4-yard touchdown on a fake field goal (10/10/99).

**ANTHONY DENMAN LB**

**YEAR W/ BROWNS**

2nd

**YEAR IN NFL**

2nd

**HEIGHT**

5-11

**WEIGHT**

235

**BIRTHDATE**

Oct. 30, 1979

**ACQUIRED**

W (Jac.) - '01

**COLLEGE**

Notre Dame



**55**

**GAMES PLAYED/STARTED:** 2001 (11/0).

**CAREER GAMES:** 11 games, 0 starts.

**CAREER TRANSACTIONS:** Selected by the Jacksonville Jaguars in the seventh round, 213th overall, in the 2001 NFL Draft...Waived by Jacksonville on Aug. 26, 2001...Claimed off waivers by the Cleveland Browns on Aug. 28, 2001...Waived by Cleveland on Sept. 2, 2001...Signed by Cleveland to the practice squad on Sept. 3, 2001...Signed to the active roster on Sept. 18, 2001.

**SEASONAL REVIEWS**

**2001:** In his rookie season was originally selected by Jacksonville and claimed off waivers by Cleveland on Aug. 28...Appeared in 11 games mainly as a special teams contributor and ranked fifth on the club with 12 special teams tackles...Also had 1 solo tackle at linebacker in the nickel package...Signed to the active roster from the Browns' practice squad on Sept. 18 after opening the season on the practice squad...Made his NFL debut by playing on special teams with 1 tackle vs. Detroit on Sept. 23...Listed as inactive for the four consecutive games...Returned to action on special teams at Chicago on Nov. 4

## PLAYERS VETERANS

### ANTHONY DENMAN *continued*

with a career-high 3 special teams tackles...Matched his career-high 3 special teams tackles at New England on Dec. 9...Played linebacker in the nickel defensive package with 1 solo tackle at Green Bay on Dec. 23...Finished the regular season with 2 tackles on special teams at Tennessee on Dec. 30 and 1 special teams tackle at Pittsburgh on Jan. 6.

**COLLEGE:** Former outside linebacker who moved inside as a junior, appearing in 45 games during his career with 25 starting assignments...Made 207 tackles (133 solos), 9 sacks and 23 stops for loss for Notre Dame...As a senior, named All-America second team selection by *The Sporting News*, earning third team honors from *Football News*...All-Independent first team and Independent Player of the Year choice by *Football News*...Recipient of the Notre Dame National Monogram Club Most Valuable Player Award...Lined up at strongside inside linebacker, leading team with 84 tackles (55 solos), 5 sacks and 14 stops for losses...Caused 2 fumbles and deflected a pass...Made season-high 13 tackles vs. Nebraska...As a junior, was a *Football News* All-Independent first team pick...Started every game at strongside inside linebacker...Second on the team with a career-high 89 tackles, including a team-high 59 solo stops...Had 1 sack, 9 tackles for loss, 3 fumble recoveries (1 returned for a touchdown) and 2 forced fumbles...Added 1 interception and 1 pass deflection...Played in every game as a sophomore on special teams and in 11 games on defense, serving as a backup behind Kory Minor at left outside linebacker...Finished with 28 tackles (18 solos) and 3 sacks...Played in the 1998 Gator Bowl...As a freshman, played in every game as a reserve 'drop' linebacker, recording 6 tackles on defense...Also participated in 57 plays on special teams.

**HIGH SCHOOL:** All-state selection as a senior, earning four letters in football at Rusk (Texas) High School, where he played running back, quarterback, linebacker, defensive line and fullback...Rushed for 1,250 yards and 12 touchdowns and made 85 tackles, 6 QB pressures and 1 sack on defense while serving as team captain as a senior...First team all-east Texas and all-district pick as a junior and senior...Rushed for 1,428 yards and 20 TDs as a junior, earning all-area honors...Starting tailback as a freshman...Also earned three letters in track.

**PERSONAL:** Single...Graduated with a degree in management and computer applications...Lives in Rusk, Texas...Full name: Anthony Ray Denman.

### DENMAN'S SINGLE-GAME CAREER HIGHS

**TACKLES:** 1 at Green Bay 12/23/01

**SACKS:** 0

**INTERCEPTIONS:** 0

**PASSES BROKEN UP:** 0

### DENMAN'S DEFENSIVE STATISTICS

Year	TACKLES			Sacks No/Yds	Int's No/Yds	PBU	Fumbles Rec./For.	Special Teams Tackles
	Total	Solo	Asst.					
2001 (Cle.)	1	1	0	0/0	0/0	0	0/0	12
Career	1	1	0	0/0	0/0	0	0/0	12



**RICKEY DUDLEY TE****YEAR W/ BROWNS**

2nd

**YEAR IN NFL**

7th

**HEIGHT**

6-6

**WEIGHT**

255

**BIRTHDATE**

July 15, 1972

**ACQUIRED**

UFA (Oak.) – '01

**COLLEGE**

Ohio State

**82**

**GAMES PLAYED/STARTED:** 1996 (16/15), 1997 (16/16); 1998 (16/16); 1999 (16/16); 2000 (16/16, 2/2); 2001 (4/4).

**CAREER TOTALS:** 84 games, 83 starts.

**POSTSEASON TOTALS:** 2 games, 2 starts.

**CAREER TRANSACTIONS:** Originally drafted by the Oakland Raiders in the first round, ninth overall, of the 1996 NFL Draft...Agreed to terms with Cleveland as an unrestricted free agent on March 30, 2001.

**CAREER HIGHLIGHTS:** Started 83 of 84 games...Has 195 career receptions for 2,742 yards and 29 touchdowns...Recorded three 100-yard receiving games during career...Has 5 career 2-touchdown receiving games.

**SEASONAL REVIEWS**

**2001:** In his first season with the Browns, started the first four regular-season games before a right mid foot sprain injury ended his season...Had 9 receptions for 115 yards (12.8 avg.), including a long for 27 yards...Early in the season was becoming a favorite target for QB Tim Couch as at the time of his injury was tied for fourth on the club in receptions...**Game 1 vs. Seattle 9/9:** Started at tight end and recorded 1 reception for 5 yards...**Game 2 vs. Detroit 9/23:** Started at tight end and recorded 2 receptions for 37 yards (18.5 avg.), including a long of 19 yards...His first reception came on a 19-yard pass from Couch to help the Browns 7-play, 57-yard drive, which ended in a 4-yard TD pass to WR Kevin Johnson...He added an 18-yard reception in the second quarter...**Game 3 at Jacksonville 9/30:** Started at tight end with 3 receptions for 10 yards...**Game 4 vs. San Diego 10/7:** Started at tight end and was tied for the club lead with 3 receptions for 63 yards (21.0 avg.)...His first reception in the first quarter was a 27-yard gain to the San Diego 17-yard line to setup a K Phil Dawson 31-yard FG to tie the game at 3-3...His second reception was 14-yard grab on a third-and-17 as he also drew a facemask penalty for a first down to keep the drive moving, which resulted in a 15-play, 86-yard (8:00) TD drive...Also had a key 22-yard reception in the fourth quarter to the San Diego 42 yard line to help setup a Dawson 28-yard FG to reduce the Chargers' lead to 16-13...Placed on Reserve-Injured List on Oct. 9, 2001 with a right mid foot sprain.

**2000:** Started all 16 regular-season games at tight end...Caught 29 passes for 350 yards (12.1 average) and 4 touchdowns...Caught a pass in 14-of-16 games and posted 12 multiple-catch games...Made 1 catch for 5 yards in season-opener vs. San Diego on Sept. 3...Recorded 3 receptions for 35 yards at Indianapolis on Sept. 10...Totaled 1 catch for 13 yards vs. Denver on Sept. 17...Caught 3 passes for 44 yards vs. Cleveland on Sept. 24... Did not record a reception at San Francisco on Oct. 8 or at Kansas City on Oct. 15...Tallied 2 receptions for 21 yards vs. Seattle on Oct. 22...Made 1 catch for 6 yards at San Diego on Oct. 29...Totaled 4 catches for a season-high 56 yards and 2 TDs vs. Kansas City on Nov. 5...Caught 2 passes for 44 yards, including a 30-yarder at Denver on Nov. 13...Tallied 2 receptions for 17 yards at New Orleans on Nov. 19...Made 1 catch for 11 yards vs.

## PLAYERS VETERANS

### RICKEY DUDLEY *continued*

Atlanta on Nov. 26...Caught 2 passes for 39 yards at Pittsburgh on Dec. 3...Made 2 catches for 12 yards vs. New York Jets on Dec. 10...Totaled 1 reception for 15 yards at Seattle on Dec. 16...Caught 4 passes for 32 yards and 2 TDs vs. Carolina on Dec. 24...Started at tight end in both the AFC Divisional Playoff Game and the AFC Championship Game...Did not record a catch in AFC Divisional Playoff vs. Miami on Jan. 6...Caught 1 pass for 7 yards in AFC Championship Game vs. Baltimore on Jan. 14.

**1999:** Started in all 16 games, leading the Raiders in touchdown receptions with 9...Finished season tied for third on team in receptions with 39 and second in yards with 555...Ranked third on team and ninth in the AFC in scoring with 54 points...Had 4 receptions for 62 yards and 2 touchdowns vs. Kansas City on Nov. 28...Had at least 1 reception in 14-of-16 contests.

**1998:** Started 15-of-16 games...Ranked third on Raiders in receptions with 36 catches for 549 yards...His 5 touchdowns ranked third and 30 points scored ranked fourth on team...Posted 100-yard receiving day with 105 yards on 6 catches and 1 TD at Baltimore on Nov. 8...Was one of only two 100-yard receiving games for a tight end in NFL in 1998...Had 5 catches for 96 yards the following week against Seattle on Nov. 15...Average of 14.4 yards per catch was highest in NFL among non-wide receivers with 20 or more receptions.

**1997:** Started all 16 games...Recorded 48 catches for 787 yards and 7 touchdown receptions...Posted multiple touchdown performances vs. Kansas City on Sept. 8 and vs. St. Louis on Sept. 28...Had 2 100-plus yard performance, the first vs. St. Louis on Sept. 28 and the second vs. New Orleans on Nov. 9...Caught 4 passes for 90 yards and 2 touchdowns vs. Kansas City on Sept. 8...Made 2 catches for 90 yards, including a career and team-high 76-yard reception at Atlanta on Sept. 14...Posted 106 yards receiving on 5 catches, 2 for touchdowns, vs. St. Louis on Sept. 28...Had season-high 6 catches for 68 yards vs. San Diego on Oct. 5...Caught 5 passes for a career-high 116 yards vs. New Orleans on Nov. 9...Snared a team-high 5 receptions for 66 yards and 1 TD vs. Seattle on Dec. 14.

**1996:** Started 15-of-16 games as a rookie...Finished fourth on Raiders in receiving yards with 386 on 34 catches...Was second on team with 11.4 yards per catch average...Caught 4 TD passes...Caught at least 1 pass in all but two games...His 386 yards ranks second among first-year Raider tight ends behind only Raymond Chester's 556 yards...Caught first career touchdown vs. San Diego on Sept. 22...Recorded a 62-yard TD reception vs. Detroit on Oct. 13.

**COLLEGE:** Two-year letterman in football at Ohio State while also lettering in basketball...All-America second team and All-Big Ten first team as a senior in 1995...Caught 37 passes for 575 yards (15.5 average) and 7 TDs during senior campaign...Joined football team prior to his junior season...Lettered three years in basketball, averaging 13.3 points and 7.5 rebounds per game.

**PERSONAL:** Born in Henderson, Texas...Lettered in football and basketball at Henderson (Texas) High School...Texas Class 4A Player of the Year in football as a split end...All-state in basketball, averaging 20.5 points and 10.4 rebounds per game as a senior...Has participated with community events, including the Cleveland Browns Foundation Golf Outing and the Taste of the NFL to benefit the Cleveland Foodbank.

### DUDLEY'S SINGLE-GAME CAREER HIGHS

**RECEPTIONS:** 6 vs. Baltimore 11/8/98

**RECEIVING YARDS:** 116 vs. New Orleans 11/9/97

**RECEIVING TDS:** 2 five times, last vs. Carolina 12/24/00

**LONG RECEPTION:** 76 at Atlanta 9/14/97



**DUDLEY'S RECEIVING STATISTICS**

Year	No.	Yds.	Avg.	Long	TD
1996 (Oak.)	34	386	11.4	62t	4
1997 (Oak.)	48	787	16.4	76	7
1998 (Oak.)	36	549	15.3	32	5
1999 (Oak.)	39	555	14.2	35	9
2000 (Oak.)	29	350	12.1	30	4
2001 (Cle.)	9	115	12.8	27	0
Career	195	2,742	14.1	76	29

**DUDLEY'S 2001 OFFENSIVE STATISTICS**

Date	Opponent	No.	Yds.	Avg.	Long	TD
9/9	vs. Sea.	1	5	5.0	5	0
9/23	vs. Det.	2	37	18.5	19	0
9/30	@ Jac.	3	10	3.3	5	0
10/7	vs. S.D.	3	63	21.0	27	0
10/14	@ Cin.	Reserve-Injured (Foot)				
10/21	vs. Bal.	Reserve-Injured (Foot)				
11/4	@ Chi.	Reserve-Injured (Foot)				
11/11	vs. Pit.	Reserve-Injured (Foot)				
11/18	@ Bal.	Reserve-Injured (Foot)				
11/25	vs. Cin.	Reserve-Injured (Foot)				
12/2	vs. Ten.	Reserve-Injured (Foot)				
12/9	@ N.E.	Reserve-Injured (Foot)				
12/16	vs. Jac.	Reserve-Injured (Foot)				
12/23	@ G.B.	Reserve-Injured (Foot)				
12/30	@ Ten.	Reserve-Injured (Foot)				
1/6	@ Pit.	Reserve-Injured (Foot)				
Totals		9	115	12.8	27	0

**CHRIS EITZMANN TE**

**YEAR W/ BROWNS**

2nd

**YEAR IN NFL**

2nd

**HEIGHT**

6-4

**WEIGHT**

250

**BIRTHDATE**


April 1, 1977

**ACQUIRED**

FA - '02

**COLLEGE**

Harvard



**49**

**GAMES PLAYED/STARTED:** 2000 (5/1); 2001 (0/0).

**CAREER TOTALS:** 5 games, 1 start.

**CAREER TRANSACTIONS:** Originally signed by the New England Patriots as an undrafted rookie free agent on April 25, 2000...Waived by New England on Aug. 27, 2000...Claimed off waivers by the Green Bay Packers on Aug. 28, 2000...Waived by Green Bay on Sept. 4, 2000...Signed by New England to the

## PLAYERS VETERANS

### CHRIS EITZMANN *continued*

practice squad on Sept. 6, 2000...Signed by New England to the active roster on Oct. 21, 2000...Waived by New England on Sept. 2, 2001...Signed by Cleveland to the practice squad on Dec. 4, 2001...Allocated by the Browns to NFL Europe on Feb. 6, 2002.

### SEASONAL REVIEWS

**2001:** Began the year with New England and was waived on Sept. 2...Signed by Cleveland to the practice squad on Dec. 4...Spent the final four weeks of the regular season on the practice squad.

**2000:** Originally signed by New England as an undrafted rookie free agent on April 25...Waived by New England on Aug. 27 and claimed off waivers by Green Bay on Sept. 4...Waived by Green Bay on Sept. 4 and signed by New England to the practice squad on Sept. 6...Spent the first six weeks of the season on the Patriots practice squad before being signed to the active roster on Oct. 21...Appeared in five regular-season games, including one starting assignment...Made his NFL debut vs. Indianapolis on Oct. 22 and participated as a second tight end and on special teams...Helped clear the way for the Patriots' second-highest rushing performance of the season (155 yards) and achieved season-highs in first downs...Made his first start at Cleveland on Nov. 12 and aided the Patriots rushing attack in gaining 102 yards on 22 attempts (4.6 avg.)...Placed on Reserve-Injured list on Dec. 1.

**COLLEGE:** Eitzmann was a four-year letterman at Harvard (1995-99)...Voted first team Ivy-League...Earned All-America farm first team by *Successful Farming*, which honors outstanding collegiate athletes who live on a farm or ranch...Totaled 45 catches for 572 yards (12.7 avg.) and scored 8 touchdowns...Posted single-season highs with 19 catches and 250 yards during the 1999 season...Posted a season-high 4 catches for 48 yards against Dartmouth...Posted a career-high 4 touchdown catches during the 1997 season.

**PERSONAL:** Chris John Eitzmann was born the son of Connie and Scott Eitzmann on April 1, 1977 in Belleville, Kan...Three-year starter in football for Chester-Hubbell-Byron (Neb.) High School's eight-man football team, as Eitzmann was one of 13 students in his graduating class...Grew up on a 2,500-acre farm in Hardy, Neb., that has been in his family since 1900...Also earned all-state and all-conference honors for his high school basketball and track teams...Holds four school track and field records...Graduated with a degree in psychology from Harvard.

## CARL FAIR RB



### HEIGHT

6-1

### WEIGHT

222

### BIRTHDATE

June 8, 1977

### ACQUIRED

FA - '01

### COLLEGE

Alabama-Birmingham

### YEAR W/ BROWNS

2nd

### YEAR IN NFL

1st

# 42

**GAMES PLAYED/STARTED:** 2001 (3/0).

**CAREER GAMES:** 3 games, 0 starts.

**CAREER TRANSACTIONS:** Signed by the Cleveland Browns as a free agent on April 26, 2001...Waived by Cleveland on Aug. 29, 2001...Signed by Cleveland to the practice squad on Sept. 3, 2001...Signed to the active roster on Dec. 20, 2001...Allocated by the Browns to NFL Europe on Feb. 6, 2002.

**SEASONAL REVIEWS**

**2001:** Signed by Cleveland as a free agent on April 26, 2001...Waived by Cleveland on Aug. 29, 2001...Signed by Cleveland to the practice squad on Sept. 3, 2001...Spent the first 13 weeks on the club's practice squad before being signed to the active roster on Dec. 20, 2001...Made his NFL debut by playing on special teams at Green Bay on Dec. 23...Played in three regular-season games on special teams (at Green Bay on Dec. 23; at Tennessee on Dec. 30; and at Pittsburgh on Jan. 6).

**COLLEGE:** Quiet field leader who saw his Blazers career set back by injuries...Transferred to UAB from East Mississippi Junior College...Finished his UAB career with 130 carries for 616 yards and 3 rushing touchdowns and 8 receptions for 62 yards and 1 receiving touchdown...In 2000, appeared in 10 games at fullback, finishing third on the team with 211 yards on 55 carries (3.8 avg.)...Also recorded 1 solo tackle...In 1999, appeared in the first six games, starting four contests before being sidelined by a broken leg...Was the team's leading rusher with 75 carries for 405 yards (5.4 avg.) and 3 touchdowns prior to his injury...Also caught 8 passes for 62 yards (7.8 avg.) and 1 TD...Junior College, lettered twice as a tailback at East Mississippi Community College...Named the top junior college player in the South by Deep South Football Recruiting Guide...All-state and all-conference selection as a sophomore, adding all-conference second team honors as a freshman...In 1998, appeared in only seven games due to a broken arm...Finished with 697 yards and 8 touchdowns on 81 carries (8.6 avg.)...In 1997, played in five games, collecting 580 yards on 76 attempts (7.6 avg.) with 6 touchdowns...Also gained 186 yards on 6 kickoff returns (31.0 avg.)...Resides in Starkville, Miss.

**COREY FULLER DB**

**YEAR W/ BROWNS**

4th

**YEAR IN NFL**

8th

**HEIGHT**

5-10

**WEIGHT**

210

**BIRTHDATE**

May 1, 1971

**ACQUIRED**

UFA (Min.) - '99

**COLLEGE**

Florida State



**25**

**GAMES PLAYED/STARTED:** 1995 (16/10); 1996 (16/14, 1/1); 1997 (16/16, 2/2); 1998 (16/16, 2/2); 1999 (16/16); 2000 (15/15); 2001 (16/16).

**CAREER TOTALS:** 111 games, 103 starts.

**POSTSEASON TOTALS:** 5 games, 5 starts.

**CAREER TRANSACTIONS:** Originally selected by the Minnesota Vikings in the second round, 55th overall, in the 1995 NFL Draft...Signed as an unrestricted free agent with Cleveland on Feb. 18, 1999.

**CAREER HIGHLIGHTS:** Established a career-high 96 tackles and 23 passes defended with Cleveland in 2001...His 95 tackles in 1997 included 14 in a game against Detroit on Nov. 16, 1997 – his own personal best and the second most ever by a Vikings defensive back...Recorded his first career interception and first career NFL touchdown (a 12-yard fumble recovery) in the same game on Sept. 24, 1995 at Pittsburgh.

**SEASONAL REVIEWS**

**2001:** In his third season with the Browns, started all 16 games at left corner and ranked fourth on the club with 96 tackles, including 75 solo tackles, and led the club with 23 passes defended...His 96 tack-

## PLAYERS VETERANS

### COREY FULLER *continued*

les and 23 passes defended were also career-highs...Also ranked fourth on the club with 3 interceptions and added 2 forced fumbles and 1 fumble recovery...Part of a defensive secondary that led the NFL with 33 interceptions and also set a franchise mark for most interceptions in a season...Had 3 interceptions: 1 vs. Detroit on Sept. 23; 1 vs. Cincinnati on Nov. 25 and a 49-yard interception returned for a TD at New England on Dec. 9...Had a season-high 10 tackles vs. Cincinnati on Nov. 25 and at Pittsburgh on Jan. 6...Matched a season-high with 3 passes defended on three separate occasions: vs. Seattle on Sept. 9; vs. San Diego on Oct. 7 and vs. Pittsburgh on Nov. 11...**Game 1 vs. Seattle 9/9:** Started at left corner and recorded 4 solo tackles and 3 passes defended...His 3 passes defended matched a season-high...**Game 2 vs. Detroit 9/23:** Started at left corner and tied for second on the club with 7 tackles, including 5 solos, 1 interception and 2 passes defended...Added his first interception of the season in the fourth quarter on a pass from Lions QB Ty Detmer intended for WR Larry Foster at the Detroit 28-yard line and returned 1 yard to the Lions 27-yard line...Part of a defensive effort that posted 7 interceptions, tying a club record (Dec. 11, 1960 vs. Chicago Bears), and a total exceeded only eight times in NFL history...**Game 3 at Jacksonville 9/30:** Started at left corner and was tied for third on the club with 8 tackles (7 solos) and 1 pass defended...Part of a defensive secondary which limited the Jacksonville offense to 161 net yards passing...**Game 4 vs. San Diego 10/7:** Started at left corner and recorded 6 tackles (4 solos), 1 tackle for loss and 3 passes defended...Part of the defensive secondary that limited the Chargers to 143 net passing yards and 269 total net yards...His 3 passes defended matched a season-high...**Game 5 at Cincinnati 10/14:** Started at left corner and played in his 100th career NFL game...Recorded 5 tackles, including 4 solo stops...**Game 6 vs. Baltimore 10/21:** Started at left corner with 5 tackles (4 solos) and 2 passes defended...Part of a defensive effort that limited the Ravens to 208 net yards passing and forced 7 sacks, 2 interceptions and 1 fumble on the afternoon...**Game 7 at Chicago 11/4:** Started at left corner and recorded 6 tackles (4 solos) and 1 forced fumble...Part of a defensive effort that forced 3 interceptions, 3 fumbles (1 recovered), 5 sacks and 11 passes defended...**Game 8 vs. Pittsburgh 11/11:** Started at left corner with 5 tackles (3 solos) and 3 passes defended...Made a key play in the third quarter when he assisted on a tackle with DB Daylon McCutcheon on Steelers RB Amos Zereoue from behind on a 62-yard pass to the Browns 2-yard line to stop a TD and on the next play Browns DE Tyrone Rogers forced a fumble on QB Kordell Stewart in the end zone out of bounds giving the Browns the ball on a touchback...His 3 passes defended matched a season-high...**Game 9 at Baltimore 11/18:** Started at left corner and led the team with 9 tackles (8 solos) and 2 passes defended...Part of a defensive effort that forced 5 Ravens turnovers and only 108 net yards rushing...**Game 10 vs. Cincinnati 11/25:** Started at left corner and led the team with 10 tackles (6 solos), 1 tackle for loss, 1 interception for 32 yards, 2 pass defended, 1 forced fumble and 1 recovered fumble...His 10 tackles were a season-high...Recorded his second interception of the year and 15th of his career in the third quarter on a pass from Bengals QB Scott Mitchell intended for WR Ron Dugans at the Browns 11-yard line and returned in 32 yards to the Cleveland 43-yard line...In the second quarter, recovered a fumble at the Bengals 48-yard line (the fumble was forced by DB Daylon McCutcheon, who knocked the ball loose from Bengals WR Peter Warrick at the Bengals 46-yard line)...Part of a defensive effort that limited the Bengals to 191 net yards of offense and forced 6 defensive turnovers, 3 sacks and recorded the club's first shutout since Sept. 18, 1984 (32-0 vs. Arizona)...**Game 11 vs. Tennessee 12/2:** Started at left corner and recorded 6 tackles, including 5 solo stops...**Game 12 at New England 12/9:** Started at left corner and recorded 6 tackles (4 solos), 1 interception returned 49 yards for a TD and 2 passes defended...In the first quarter, intercepted a pass from Patriots QB Tom Brady intended for WR David Patten at the New England 49-yard line and returned it 49 yards for a TD to give the Browns an early 10-3 lead...The interception was his third of the year and 16th of his career and it also marked his second TD of his career (fumble return for TD vs. Pittsburgh on Sept. 24, 1995)...Part of a defensive effort that limited the Patriots to 290 net yards, including 81 net yards rushing, and forced 3 sacks and 2 interceptions...**Game 13 vs. Jacksonville 12/16:** Started at left corner and marked his 100th career start...Added 4 solo tackles and 1 pass defended...His pass defended also marked the 100th of his career and 21st of the season...Part of a defensive effort that created 8 sacks, 3 turnovers (2 interceptions, 1 fumble recovery) and allowed only 282 net yards of offense...**Game 14**

COREY FULLER *continued*

**at Green Bay 12/23:** Started at left corner and recorded 4 solo tackles...**Game 15 at Tennessee 12/30:** Started at left corner and recorded 1 solo tackle...Also played on special teams...**Game 16 at Pittsburgh 1/6:** Started at left corner and tied for the club lead with 10 tackles (8 solos) and 2 passes defended...His 10 tackles matched a season-high.

**2000:** Started 15 games at left corner and led the club with 3 interceptions and 13 passes defended... Also added 45 tackles, including 33 solos...On three occasions established season-highs with 5 tackles vs. Baltimore on Oct. 1; vs. New England on Nov. 12; and vs. Tennessee on Dec. 17...Was inactive (shoulder) at Denver on Oct. 15, which snapped a streak of 60 consecutive starts dating back to the 1996 season with Minnesota and also marked the first game of his NFL career missed due to an injury... Recorded interceptions vs. Pittsburgh on Sept. 17; vs. Baltimore on Oct. 1; and vs. Tennessee on Dec. 17...Had 1 fumble recovery and 1 forced fumble at Tennessee on Nov. 19...Had a season-high 3 passes defended at Pittsburgh on Oct. 22.

**1999:** Started in all 16 regular-season games and had 82 total tackles, 64 solos, 12 passes defended, 2 fumble recoveries and 1 forced fumble...Started the first two regular-season games at left cornerback before moving to the starting free safety position in Week 3 at Baltimore on Sept. 26 following the injury to starting free safety Tim McTyer (arm)...Established a season-high 8 tackles in Week 1 vs. Pittsburgh on Sept. 12...Had a season-high 3 passes defended at Tennessee on Sept. 19...Forced a fumble vs. New England on Oct. 3 as he tackled Patriots Terry Glenn and recovered by DB Ryan McNeil... Recovered a fumble at New Orleans on Oct. 31 and vs. Jacksonville on Dec. 19...Matched a season-high with 3 passes defended at Pittsburgh on Nov. 14.

**1998:** In his fourth year with the Vikings, Fuller posted 80 tackles, including 71 solos, and 4 interceptions in 1998...Batted down pass in the end zone during game against Rams on Sept. 13 intended for Isaac Bruce that could have tied the game...Recorded first interception of 1998 and seventh of his career off Charlie Batch vs. Detroit on Sept. 20...Trailing 21-17 in the third quarter at Chicago on Sept. 27, he intercepted Erik Kramer at the Viking 6-yard line and returned it 30 yards (his career-best), which turned into a Vikings' touchdown that put Minnesota ahead 24-21 and went on to win 31-28... Intercepted Gus Frerotte vs. Washington on Oct. 18 for his third pick of 1998, tying his single-season record from 1996...Had 5 tackles, all solo, in 46-36 win at Dallas on Thanksgiving Day on Nov. 26... Notched 7 solo tackles in 48-22 win vs. Chicago on Dec. 6 in game that clinched NFC Central title...Had fourth interception of the season at Baltimore on Dec. 13, picking off Jim Harbaugh along with 5 tackles and a pass defended...Notched first full sack of his career when he sacked Jacksonville's Jonathan Quinn on Dec. 20 and added 4 tackles...Had 2 tackles in regular-season finale at Tennessee on Dec. 26 and 1 special teams tackle...Had 8 tackles and 2 passes defended in Divisional Playoff game vs. Arizona on Jan. 10, 1999...Was second on the Vikings with 9 tackles in NFC Championship Game vs. Atlanta on Jan. 17, 1999 and had a team-high 4 passes defended against the Falcons.

**1997:** Led team in passes defended with 18, which ranked sixth most in team history...Fourth on team with 95 tackles...Started all 16 regular-season games for the first time in his career...Forced fumbles vs. Chicago on Sept. 7 and Philadelphia on Sept. 28...Had interceptions vs. Chicago on Nov. 9 and Indianapolis on Dec. 21...Led team in tackles with a career-high 14 vs. Detroit on Nov. 16...His 14 tackles vs. the Lions were the second most in a game by a defensive back in club history...Had 4 passes defended vs. Green Bay on Dec. 1...Tied for team lead with 10 tackles vs. Detroit on Dec. 14.

**1996:** Instrumental part of Vikings defense that finished third in the NFL in third-down defense (33.2%)...Vikings defense also finished tied for third in the NFC in interceptions (22)...Had 16 passes defended to tie for second on the club, including 3 each vs. Detroit on Sept. 1 and Tampa Bay on Oct. 13...Finished tied for third on the squad with 3 interceptions...Had interception vs. Chicago on Sept. 15, Kansas City on Nov. 3 and Arizona on Dec. 1...Forced fumbles in both games against the Super Bowl Champion Green Bay Packers on Sept. 22 and Dec. 22...Started 14 games at cornerback...Played sparingly because of a knee injury at Atlanta on Sept. 8 and Seattle on Nov. 10.

# PLAYERS

## VETERANS

### COREY FULLER *continued*

**1995:** Forced fumbles against future Hall of Famers Emmitt Smith and Barry Sanders...Finished first among defensive backs in tackles with 67 tackles...Tied for fifth on squad with 8 passes defended...Started first NFL game vs. Dallas on Sept. 17...Returned a fumble 12 yards for his first NFL touchdown vs. Pittsburgh on Sept. 24...In the next series of the Steelers game, recorded the first interception of his career...Started the following six games...Had a season-high 8 tackles against Houston on Oct. 8...Shared a sack with Robert Griffith vs. Green Bay on Nov. 5...Started against Tampa Bay on Dec. 3, Cleveland on Dec. 9 and at San Francisco on Dec. 18...Fourth of ten players taken from Florida State in 1995.

**COLLEGE:** Florida State posted a 42-6-1 (.867) record, including wins in each of its four bowl games, and never finished worse than fifth in the country during his four years...Started at boundary corner-back in 1994...Earned first team All-Atlantic Coast Conference recognition in 1994...Led ACC in passes batted down with 13...Tied for the team lead in forced fumbles (4) and fumbles recovered (2)...Defense led the ACC and finished fifth in the nation in fewest yards allowed in 1994...Missed 1993 season with a knee injury.

**PERSONAL:** Born in Tallahassee, Fla....Named the Player of the Year by the *Tallahassee Democrat*...Posted 36 tackles, 11 passes defended and 3 interceptions at Rickards, Fla. High School in 1989...Caught 33 passes for 567 yards and 8 touchdowns as a high school senior...Earned degree in criminology and child development at Florida State...Focuses his charitable time to victims of violent crimes and single mothers initiatives...With his 'Making the Grade' program, has adopted five local schools within the Cleveland Municipal School District as students are encouraged to work hard towards math and reading skills, regular attendance and good behavior, with rewards including tickets to Browns home games...Has done extensive work in the community, being highlighted by Kaleidoscope Magazine for his community efforts, including the 2000 spokesperson for MADD, assisting with the Make-A-Wish Foundation and providing toys for children in the Cleveland Metropolitan Housing Authority.

### FULLER'S SINGLE-GAME CAREER HIGHS

**TACKLES:** 14 at Detroit (11/16/97)

**SOLOS:** 14 at Detroit (11/16/97)

**SACKS:** 1 vs. Jacksonville (12/20/98)

**INTERCEPTIONS:** 1, 16 times: last at New England (12/9/01)

**INTERCEPTION RETURN YARDS:** 50 at Chicago (9/27/98)

**PASSES BROKEN UP:** 4 vs. Green Bay (12/1/97); vs. Atlanta (1/17/99)

**DEFENSIVE SCORES:** 1, two times: 12-yd fumble return TD vs. Pittsburgh 9/24/95; 49-yd INT return TD at New England 12/9/01

### FULLER'S DEFENSIVE STATISTICS

Year	TACKLES			Sacks No/Yds	Int's No/Yds	PBU	Fumbles Rec./For.	Special Teams Tackles
	Total	Solo	Asst.					
1995 (Min.)	67	57	10	0.5/0	1/0	8	1/0	7
1996 (Min.)	74	61	13	0/0	3/3.0	16	0/0	3
1997 (Min.)	95	85	10	0/0	2/24.0	18	0/0	2
1998 (Min.)	81	69	12	1/0	4/40	12	0/0	1
1999 (Cle.)	82	64	18	0/0	0/0	12	2/1	0
2000 (Cle.)	45	33	12	0/0	3/0	13	1/1	0
2001 (Cle.)	96	77	19	0/0	3/82	23	1/2	0
Career	540	446	94	1.5/0	16/149	102	5/4	13

**FULLER'S 2001 GAME-BY-GAME DEFENSIVE STATISTICS**

Date/Opponent	TACKLES			Sacks No/Yds	Int's No/Yds	PBU	Fumbles Rec./For.	TFL
	Total	Solo	Asst.					
9/9 vs. Sea.	4	4	0	0/0	0/0	3	0/0	0
9/23 vs. Det.	7	5	2	0/0	1/1	2	0/0	0
9/30 @ Jac.	8	7	1	0/0	0/0	1	0/0	0
10/7 vs. S.D.	6	5	1	0/0	0/0	3	0/0	1
10/14 @ Cin.	5	4	1	0/0	0/0	0	0/0	0
10/21 vs. Bal.	5	4	1	0/0	0/0	2	0/0	0
11/4 @ Chi.	6	4	2	0/0	0/0	0	0/1	0
11/11 vs. Pit.	5	3	2	0/0	0/0	3	0/0	0
11/18 @ Bal.	9	8	1	0/0	0/0	2	0/0	0
11/25 vs. Cin.	10	7	3	0/0	1/32	2	1/1	1
12/2 vs. Ten.	6	5	1	0/0	0/0	0	0/0	0
12/9 @ N.E.	6	4	2	0/0	1/49t	2	0/0	0
12/16 vs. Jac.	4	4	0	0/0	0/0	1	0/0	0
12/23 @ G.B.	4	4	0	0/0	0/0	0	0/0	0
12/30 @ Ten.	1	1	0	0/0	0/0	0	0/0	0
1/6 @ Pit.	10	8	2	0/0	0/0	2	0/0	0
<b>Totals</b>	<b>96</b>	<b>77</b>	<b>19</b>	<b>0/0</b>	<b>3/82</b>	<b>23</b>	<b>1/2</b>	<b>2</b>

**CHRIS GARDOCKI P**

**YEAR W/ BROWNS**

4th

**YEAR IN NFL**

12th

**HEIGHT**

6-1

**WEIGHT**

200

**BIRTHDATE**


Feb. 7, 1970

**ACQUIRED**

UFA (Ind.) - '99

**COLLEGE**

Clemson



**17**

**GAMES PLAYED/STARTED:** 1991 (4/0); 1992 (16/0); 1993 (16/0); 1994 (16/0); 1995 (16/0, 3/0); 1996 (16/0, 1/0); 1997 (16/0); 1998 (16/0); 1999 (16/0); 2000 (16/0); 2001 (16/0).

**CAREER TOTALS:** 164 games, 0 starts.

**POSTSEASON TOTALS:** 4 games, 0 starts.

**CAREER TRANSACTIONS:** Originally selected by the Chicago Bears in the third round, 78th overall, of the 1991 NFL Draft...Signed by the Indianapolis Colts as a free agent on Feb. 25, 1995...Signed by the Cleveland Browns as a free agent on Feb. 16, 1999.

**CAREER HIGHLIGHTS:** Holds the NFL record with 825 consecutive punts without a block and has never had a punt blocked in his 11-year NFL career...Gardocki has ranked in the top five among NFL punters for gross average yards in five of the last six years, including second in 1996, third in 1997 and third in 2000...Named first team all-pro in 1996 by *The Sporting News*, *Pro Football Weekly/PFWA* and *Sports Illustrated*...Honors include 1996 AFC Pro Bowl selection, *The Sporting News*, *Pro Football Weekly/PFWA*, *Sports Illustrated* NFL first team all-pro, *Football Digest* NFL second team all-pro and *UPI*, *Football News* AFC first team.

## PLAYERS VETERANS

CHRIS GARDOCKI *continued*

### SEASONAL REVIEWS

**2001:** In his third season with the Browns, recorded 99 punts for 4,249 yards (42.9 avg.), ranking sixth in the AFC and 10th in the NFL...Had a net punting average of 34.6...Currently holds the NFL record with 825 consecutive punts without a block...Recorded 25 punts in 20, which tied for the second highest total of his career...Had a season-high 69-yard punt vs. Baltimore on Oct. 21, which was the second longest of career...Established a career-high 5 punts in 20 vs. Pittsburgh on Nov. 11...Also had 4 in 20 vs. Detroit on Sept. 23...Had seven games with 2 or more punts in 20...Had a season-high 9 punts vs. Pittsburgh on Nov. 11 for 376 yards (41.8 avg.), with a net punting average of 38.2 and on his first punt pinned the Steelers back to the 1-yard line and 2 plays later DT Orpheus Roye tackled RB Jerome Bettis in the end zone for a safety and an early 2-0 lead...**Game 1 vs. Seattle 9/9:** Recorded 6 punts for 282 yards (47.0 avg.), a net punting average of 39.3, with 1 in 20 and a long of 58 yards...**Game 2 vs. Detroit 9/23:** Recorded 6 punts for 260 yards (43.3 avg.), a net punting average of 42.0, with 4 in 20 and a long of 50 yards...It marked the sixth time in his career and second time with the Browns he recorded 4 punts in 20...**Game 3 at Jacksonville 9/30:** Recorded 5 punts for 192 yards (38.4 avg.), a net punting average of 36.0, with 2 in 20 and a long of 49 yards...**Game 4 vs. San Diego 10/7:** Recorded 6 punts for 266 yards (44.3 avg.), a net punting average of 41.2, with a long of 49 yards...**Game 5 at Cincinnati 10/14:** Recorded 8 punts for 367 yards (45.9 avg.), a net punting average of 36.4, a long of 55 yards, with 1 in 20 and 2 TB...Also had 1 special teams tackle...**Game 6 vs. Baltimore 10/21:** Recorded 8 punts for 375 yards (46.9 avg.), a net punting average of 37.0, a long of 69 yards, with 1 in 20 and 1 TB...His 69 yard punt in the second quarter was the second longest of his career...**Game 7 at Chicago 11/4:** Recorded 8 punts for 316 yards (39.5 avg.), a net punting average of 28.0, a long of 54 yards, with 3 inside the 20, and 2 TB...Also had 1 special teams tackle...**Game 8 vs. Pittsburgh 11/11:** Recorded 9 punts for 376 yards (41.8 avg.), a net punting average of 38.2, with 5 punts in 20 and a long of 50 yards...His 5 punts in 20 marked a career-high...On his first punt, pinned the Steelers back to the 1-yard line and 2 plays later DT Orpheus Roye tackles RB Jerome Bettis in the end zone for a safety and an early 2-0 lead...**Game 9 at Baltimore 11/18:** Recorded 4 punts for 196 yards (49.0 avg.), a net punting average 33.0, including a long of 56 yards and 1 TB...**Game 10 vs. Cincinnati 11/25:** Recorded 7 punts for 325 yards (46.4 avg.), a net punting average of 22.7, including a long of 54 yards and 2 TB...**Game 11 vs. Tennessee 12/2:** Recorded 7 punts for 300 yards (42.9 avg.), a net punting average of 38.1, including a long of 48 and 1 in 20...**Game 12 at New England 12/9:** Recorded 5 punts for 227 yards (45.4 avg.), a net punting average of 18.8, including a long of 52 yards...**Game 13 vs. Jacksonville 12/16:** Recorded 3 punts for 82 yards (27.3 avg.), a net punting average of 27.3, including a long of 33, and 2 in 20...**Game 14 at Green Bay 12/23:** Recorded 7 punts for 303 yards (43.3 avg.), a net punting average of 37.0, including a long of 57 yards with 1 punt in 20 and 1 TB...**Game 15 at Tennessee 12/30:** Recorded 3 punts for 119 yards (39.7 avg.), a net punting average of 37.0, including a long of 50, and 2 punts in 20...**Game 16 at Pittsburgh 1/6:** Recorded 7 punts for 263 yards (37.6 avg.), a net punting average of 35.4, including a long of 45, and 2 punts in 20.

**2000:** Appeared in 16 regular-season games and established a franchise record for most punts (108) and yards (4,919) in a season...Had 5 TB, 25 in 20 and a long of 67 yards...Ranked third in the NFL with a 45.54 gross average, tied for fourth in the NFL with a 37.3 average and tied for ninth with a +20 in 20/TB (25/5)...His gross average of 45.54 was the second highest in club history (46.69, Gary Collins, 1965), while his 44.69 career average as a Brown is an all-time club best (Horace Gillom is second with a 43.82 average from 1950-56)...In the season opener, recorded 5 punts for 254 yards (50.8 avg.) vs. Jacksonville on Sept. 3 and tied the NFL mark for the longest streak in NFL history with 623 career punts without a block (Dave Jennings, 623, N.Y. Giants, 1976-1983)...On his first punt in the first quarter at Cincinnati on Sept. 10, established an NFL record of 624 career punts without having 1 blocked...Tied a Browns record and matched a career-high with 12 punts for 517 yards (43.1 avg.), a net punting average of 35.6, with a season-high 67-yarder and 1 TB and 1 in 20 at Jacksonville on Dec. 3...Had a season-high 3 in 20 both at Denver on Oct. 15 and vs. N.Y. Giants on Nov. 5...Had 2 or more in 20 on 7 occasions...Had a season-high average of 50.8 both vs. Jacksonville on Sept. 3 on 5 punts for 254 yards and vs. Baltimore on Oct. 1 on 4 punts for 203 yards...Also added a 66-yard punt vs. Jacksonville on Sept. 3.



CHRIS GARDOCKI *continued*

**1999:** Appeared in all 16 regular-season games and recorded 106 punts for 4,645 yards (43.8 avg.), including 11 TB, 20 In20 and a long of 61 yards...Ranked fourth in the AFC and fifth in the NFL in gross punting average 43.8...Season-high 10 punts at Baltimore on Sept. 26 with 10 punts for 447 yards (44.7 avg.)...Had a season-high and matched a career-high with 4 In20 vs. Cincinnati on Oct. 10...Had four games with 2 or more In20...Recorded a season-high average of 51.0 vs. Carolina on Nov. 21 with 3 punts for 153 yards and a net punting average of 42.3 and a long of 53 yards...Had 11 games with 6 or more punts...Netted a season-long 61-yard punt at Pittsburgh on Nov. 14...Also added a 60-yard punt on three occasions: vs. Pittsburgh on Sept. 12; vs. Cincinnati on Oct. 10; and at New Orleans on Oct. 31.

**1998:** In 16 regular-season games for the Colts, attempted 79 punts for 3,583 yards and a 45.4 avg. (net 37.1)...Had 10 TB/23 In20...His longest punt was 62 yards at Buffalo on Nov. 22...Had a season-high 7 punts on two occasions: vs. New England on Nov. 1 with 7 punts for 304 yards (43.4 avg.) and vs. Carolina on Dec. 27 with 7 punts for 311 yards (44.4 avg.)...Also had 3 In20 on three occasions: at New England on Sept. 13; at N.Y. Jets on Sept. 20; vs. Cincinnati on Dec. 13 and had eight games with 2 or more In20...Surpassed 20,000 career yards on final punt vs. New England on Nov. 1 with 7 punts for 304 yards (43.4 avg.)...Had a season-high average vs. Cincinnati on Dec. 13 of 53.3 on 4 punts for 213 yards and 3 In20 and a long of 58...Also had a 51.5 avg. at Atlanta on Dec. 6 on 4 punts for 206 yards with 1 TB and a long of 55.

**1997:** Recorded 67 punts for 3,034 yards (45.3 avg.) to rank second in AFC, third in NFL...Trailed only the Saints' Mark Royals (45.9) and the Patriots' Tom Tupa (45.8)...His 45.3 avg. was the fourth best seasonal mark in Colts history...Had +12 In20/TB ratio (18/6)...Was one of 20 punters to be drafted in the 1990s, but was only one to earn Pro Bowl nomination...Has handled kickoff duties since 1995...Punted 6 times for 302 yards (50.3 avg.) on Sept. 7 vs. New England to notch only second 50+ career avg. game (minimum 3 punts) in club history...Posted 8 45.0+ avgs. and 12 40.0 avgs....Punted 6 times for 279 yards (46.5 avg.) with 3 In20 vs. New York Jets on Oct. 5...Punted 6 times for 294 yards (49.0 avg.) with career-long 72-yarder on Oct. 26 at San Diego...72-yarder tied for second-longest in Colts history (76, David Lee, on Oct. 17, 1971 at New York Giants; 72, Rohn Stark, on Sept. 23, 1984 at Miami).

**1996:** Earned first career Pro Bowl selection and joined K Cary Blanchard as only third kicking tandem from same team to make game (Jan Stenerud/Jerrel Wilson, Chiefs, 1970-71; Jeff Gossett/Jeff Jaeger, Raiders, 1993)...Ranked second in NFL in gross avg. (45.7; John Kidd, Miami, 46.3), net avg. (39.0; Matt Turk, Washington, 39.2) and In20/TB ratio (+21; Mike Horan, N.Y. Giants, +22)...Had fewest touchbacks in NFL (2)...Seasonal gross avg. of 45.7 ranked second in club history (45.9, Rohn Stark, 1985)...Set personal career-high and Colts records for punts and yardage with 12 punts for 551 yards, 4 In20/1 TB outing at Buffalo on Oct. 6...Had 4 In20/1 TB vs. Buffalo on Dec. 1...Had season-long 61-yard punt and 4 In20 on Nov. 17 vs. Jets...In playoff game at Pittsburgh on Dec. 29, punted 8 times for 339 yards (42.4 avg.) with 2 In20...At Pro Bowl, recorded 6 punts for 254 yards (42.3 avg.) with 1 TB/0 In20 and a long of 47.

**1995:** Punted 63 times for 2,681 yards (42.6 avg.), 7 TB/16 In20...Had 12 games with 40.0+ gross average...Had five games with 40.0 net avg....Ranked seventh in AFC, 11th in NFL, in gross avg....Averaged 42.1 yards on 8 punts at Carolina for season-high punts and gross yards (337)...Had 2 69-yard punts on Sept. 17 at Buffalo...Had 13 punts of 50+ yards...Had 3 special teams tackles, including 2 solo stops. In the playoffs, recorded 15 punts for a 40.4 avg. with 2 TB/3 In20.

**1994:** Punted 76 times for a 37.8 avg. with 9 TB/23 In20 for Chicago...Recorded 6 punts for 42.2 avg. with 3 In20 at Detroit on Oct. 23...Recorded 5 punts with 44.8 avg. on Dec. 18 vs. Rams...Had season-long 57-yarder on Oct. 31 vs. Green Bay...Handled majority of kickoff duties...Punted 3 times for 38.7 avg. in playoffs on Jan. 1, 1995 vs. Minnesota...Punted 4 times for 36.8 avg. in playoffs on Jan. 7, 1995 at San Francisco.

**1993:** Recorded 80 punts for 38.5 avg. with 2 TB/28 In 20...38 fair catches and 2 TBs were NFL-best...Opponents' 115 return yards on 22 kicks were lowest in NFL...Posted season-highs in punts and yards with 8 punts for a 38.3 avg. on Sept. 12 at Minnesota...Forced 5 fair catches and had 4 In20 on Oct. 10 at Philadelphia...Had season-long 58-yarder on Dec. 18 vs. Denver...Handled all but 1 kickoff.

# PLAYERS

## VETERANS

### CHRIS GARDOCKI *continued*

**1992:** Recorded 79 punts for 42.9 avg. with 9 TB/19 In20...Average was best by Bears punter since 1967 (Bobby Joe Green, 42.9)...Had only 1 TB in 43 punts on road...Earned game ball on Oct. 18 vs. Tampa Bay (4 punts for 45.5 avg.)...Had season-long 61-yarder on Sept. 27 vs. Atlanta...Had 43-yard pass off fake punt to Mark Green on Oct. 25 at Green Bay.

**1991:** Did not have any punts but handled kickoffs for final four games and playoff contest vs. Dallas on Dec. 29.

**COLLEGE:** Three-year letterman as punter and place kicker...Career totals included 63-of-89 FGs and 72-of-72 PATs...Ranks third in school history in career scoring with 261 points...Named first team All-ACC as junior with 43.4 punting avg...Was 22-of-28 FGs and 30-of-30 PATs...Was first team All-ACC as sophomore after going 22-of-29 FGs, 41-of-41 PATs with 43.0 punting avg...Was second-team All-ACC as freshman...Was 19-of-32 FGs and 1-of-1 PATs...Majored in recreation and tourism.

**PERSONAL:** Full name is Christopher Allen Gardocki...Born in Stone Mountain, Ga....Attended Redan High School in Stone Mountain...Gardocki and his wife, Sally, have a son, Cole, 6.

### GARDOCKI'S SINGLE-GAME CAREER HIGHS

**PUNTS:** 12 at Buffalo 10/6/96; at Jacksonville 12/3/00

**MOST PUNTS YARDAGE:** 551 at Buffalo 10/6/96

**LONG PUNT:** 72 at San Diego 10/26/97

**INSIDE 20:** 5 vs. Pittsburgh 11/11/01

### GARDOCKI'S PUNTING STATISTICS

Year	No.	Yds.	Avg.	TB	In 20	Long	Blk.	Net Avg.
1991 (Chi.)	0	0	0.0	0	0	0	0	0
1992 (Chi.)	79	3,393	42.9	9	19	61	0	36.2
1993 (Chi.)	80	3,080	38.5	2	28	58	0	36.6
1994 (Chi.)	76	2,871	37.8	9	23	57	0	32.4
1995 (Ind.)	63	2,681	42.6	7	16	69	0	33.4
1996 (Ind.)	68	3,105	45.7	2	23	61	0	39.0
1997 (Ind.)	67	3,034	45.3	6	18	72	0	36.2
1998 (Ind.)	79	3,583	45.4	10	23	62	0	37.1
1999 (Cle.)	106	4,645	43.8	11	20	61	0	34.6
2000 (Cle.)	108	4,919	45.5	5	25	67	0	37.3
2001 (Cle.)	99	4,249	42.9	9	25	69	0	34.6
Career	825	35,560	43.1	70	220	72	0	35.7

CLEVELAND  
**BROWNS**  
COM

**GARDOCKI'S 2001 PUNTING STATISTICS**

Date/Opponent	No.	Yds.	Avg.	TB	In 20	Long	Blk.	Net Avg.
9/9 vs. Sea.	6	282	47.0	0	1	58	0	39.3
9/23 vs. Det.	6	260	43.3	0	4	50	0	42.0
9/30 @ Jac.	5	192	38.4	0	2	49	0	36.0
10/7 S.D.	6	266	44.3	0	0	49	0	41.2
10/14 @ Cin.	8	367	45.9	2	1	55	0	36.4
10/21 Bal.	8	375	46.9	1	1	69	0	37.0
11/4 @ Chi.	8	316	39.5	2	3	54	0	28.0
11/11 Pit.	9	376	41.8	0	5	50	0	38.2
11/18 @ Bal.	4	196	49.0	1	0	56	0	33.0
11/25 Cin.	7	325	46.4	2	0	54	0	22.7
12/2 Ten.	7	300	42.9	0	1	48	0	38.1
12/9 @ N.E.	5	227	45.4	0	0	52	0	18.8
12/16 Jac.	3	82	27.3	0	2	33	0	27.3
12/23 @ G.B.	7	303	43.3	1	1	57	0	37.0
12/30 @ Ten.	3	119	39.7	0	2	50	0	37.0
1/6 @ Pit.	7	263	37.6	0	2	45	0	34.5
Season	99	4,249	42.9	9	25	69	0	34.6

**GARDOCKI'S 2000 PUNTING STATISTICS**

Date/Opponent	No.	Yds.	Avg.	TB	In 20	Long	Blk.	Net Avg.
9/3 vs. Jac.	5	254	50.8	0	2	66	0	47.4
9/10 @ Cin.	7	338	48.3	0	2	56	0	43.3
9/17 vs. Pit.	4	194	48.5	0	2	52	0	33.5
9/24 @ Oak.	5	224	44.8	1	1	57	0	38.2
10/1 vs. Bal.	4	203	50.8	0	1	60	0	32.3
10/8 @ Ari.	7	295	42.1	1	1	61	0	35.6
10/15 @ Den.	8	370	46.3	0	3	56	0	42.4
10/22 @ Pit.	8	382	47.8	0	2	54	0	37.4
10/29 Cin.	8	339	42.4	1	1	57	0	37.3
11/5 N.Y.G.	6	295	49.2	0	3	63	0	44.2
11/12 N.E.	6	252	42.0	0	1	50	0	33.5
11/19 @ Ten.	8	367	45.9	0	1	50	0	31.3
11/26 @ Bal.	10	491	49.1	0	1	55	0	36.5
12/3 @ Jac.	12	517	43.1	1	1	67	0	35.6
12/10 Phi.	3	116	38.7	1	1	46	0	27.0
12/17 Ten.	7	282	40.3	0	2	53	0	36.9
Season	108	4,919	45.5	5	25	67	0	37.3

**DID YOU KNOW?**

Chris Gardocki holds the NFL record with 825 consecutive punts without a block. He has never had a punt blocked in his 11-year NFL career.

## PLAYERS VETERANS

CHRIS GARDOCKI *continued*

### GARDOCKI'S 1999 PUNTING STATISTICS

Date/Opponent	No.	Yds.	Avg.	TB	In 20	Long	Blk.	Net Avg.
9/12 vs. Pit.	6	285	47.5	2	0	60	0	38.0
9/19 at Ten.	5	239	47.8	0	2	55	0	42.0
9/26 at Bal.	10	447	44.7	2	1	58	0	34.4
10/3 vs. N.E.	9	393	43.6	2	1	53	0	35.3
10/10 vs. Cin.	8	341	42.6	1	4	60	0	36.3
10/17 at Jac.	7	248	35.4	2	1	54	0	26.7
10/24 at St.L.	5	244	48.8	0	1	58	0	45.8
10/31 at N.O.	7	305	43.6	0	1	60	0	36.1
11/7 vs. Bal.	8	366	45.8	1	1	55	0	37.1
11/14 at Pit.	8	347	43.4	0	1	61	0	32.5
11/21 vs. Car.	3	153	51.0	0	0	53	0	42.3
11/28 vs. Ten.	6	232	38.7	0	1	49	0	22.3
12/5 at S.D.	5	223	44.6	0	1	54	0	32.6
12/12 at Cin.	5	223	44.6	0	1	51	0	26.4
12/19 vs. Jac.	8	340	42.5	1	2	52	0	34.6
12/26 vs. Ind.	6	259	43.2	0	2	50	0	33.8
Season	106	4,645	43.8	11	20	61	0	34.6

## DAMIAN GREGORY DT



#### HEIGHT

6-2

#### WEIGHT

305

#### BIRTHDATE

Jan. 21, 1977

#### ACQUIRED

W (Mia.) - '02

#### COLLEGE

Illinois State

#### YEAR W/ BROWNS

1st

#### YEAR IN NFL

3rd

# 75

**GAMES PLAYED/STARTED:** 2000 (0/0); 2001 (2/0).

**CAREER TOTALS:** 2 games, 0 starts.

**CAREER TRANSACTIONS:** Signed by the Miami Dolphins as an undrafted rookie free agent on April 27, 2000...Placed on injured reserve on Aug. 27, 2000...Placed on the reserve/non football injury list on Oct. 16, 2001...Waived by Miami on Feb. 27, 2002...Claimed by the Cleveland Browns via waivers on March 3, 2002.

#### SEASONAL REVIEWS

**2001:** In his second season with the Dolphins, appeared in two games as a reserve defensive tackle and was inactive for three games before being placed on the reserve/non football injury list with a ruptured spleen on Oct. 16...In two games, was credited with 3 tackles, including 2 solos...Made his NFL debut vs. Oakland on Sept. 23 and registered 2 tackles...Recorded 1 tackle at St. Louis on Sept. 30...Was inactive at Tennessee on Sept. 9, vs. New England on Oct. 7 and at N.Y. Jets on Oct. 14.

**2000:** Signed with Miami as an undrafted rookie free agent on April 27, 2000...Played in two preseason

**DAMIAN GREGORY** *continued*

games before suffering a knee injury as was placed on injured-reserve on Aug. 27 following right knee surgery on Aug. 22.

**COLLEGE:** Played each of his first three college seasons (1996-98) at Indiana before transferring to Illinois State for his senior season of 1999...As a senior, recorded 55 tackles, 6 stops for loss, 4 sacks, 3 forced fumbles and 1 fumble recovery...In his three seasons with the Hoosiers, appeared in 31 games with 22 starts...Recorded 125 tackles, including 25 for loss, 9.5 sacks and 1 interception...Redshirted in 1995...Majored in general studies.

**PERSONAL:** Was an all-conference choice and honorable mention all-state selection as a senior at Sexton (Lansing, Mich.) High School...Also lettered in basketball...Has spent time tutoring youth in Lansing...Lists *Coming to America* as favorite movie, *The Sopranos* as favorite television show, *Young Boys, Inc.* and any Donald Goines novel as favorite books, Notorious B.I.G. and Tupac as favorite recording artists, Magic Johnson as favorite athlete and the Los Angeles Lakers and Chicago Bulls favorite sports teams growing up...Full name is Damian K. Gregory, born Jan. 21, 1977 in Ann Arbor, Mich.

**GREGORY'S DEFENSIVE STATISTICS**

Year	TACKLES			Sacks No/Yds	Int's No/Yds	PBU	Fumbles Rec./For.	Special Teams Tackles
	Total	Solo	Asst.					
2000 (Mia.)	Injured-Reserve							
2001 (Mia.)	3	2	1	0/0	0/0	0	0/0	0
Career	3	2	1	0/0	0/0	0	0/0	0

**ROBERT GRIFFITH DB**

**YEAR W/ BROWNS**

1st

**YEAR IN NFL**

9th

**HEIGHT**

5-11

**WEIGHT**

197

**BIRTHDATE**

Nov. 30, 1970

**ACQUIRED**

UFA (Min.) - '02

**COLLEGE**

San Diego State



**24**

**GAMES PLAYED/STARTED:** 1994 (15/0, 1/0); 1995 (16/1); 1996 (14/14, 1/1); 1997 (16/16, 2/2); 1998 (16/16, 2/2); 1999 (16/16, 2/2); 2000 (16/16, 2/2); 2001 (10/9).

**CAREER TOTALS:** 119 games, 88 starts.

**POSTSEASON TOTALS:** 10 games, 9 starts.

**CAREER TRANSACTIONS:** Originally signed as an undrafted free agent by the Minnesota Vikings in 1994...Signed as an unrestricted free agent by the Cleveland Browns on March 6, 2002.

**CAREER HIGHLIGHTS:** Tallied 792 total tackles (600 solo), 7.5 sacks, 56 passes defended, 30.5 tackles for loss, 17 interceptions, 5 forced fumbles and 71 special teams tackles in first eight seasons in league...Named to his first Pro Bowl in 2000...Was named second team all-pro in 1998 and 1999...Three-time All-Madden Team selection...Has started the last 85 games he has seen action in over the last five years...Ranks third in Viking history in tackles by a defensive back...Had 100 or more tackles in five consecutive seasons (1996-2000)...Also ranks second in sacks by Minnesota defensive backs with his 7.5 sacks.

## PLAYERS VETERANS

**ROBERT GRIFFITH** *continued*

### SEASONAL REVIEWS

**2001:** Missed six contests due to a fractured fibula he suffered during the opening kickoff against Chicago on Sept. 23...Started nine games and recorded 68 tackles (50 solos), 3 tackles for loss, 3 passes defended, 2 interceptions, 1 tackle for loss and 1 pass defended...All nine starts came at strong safety...In the season opener vs. Carolina on Sept. 9, recorded a team-high 11 tackles...Also had a tackle for loss and a pass defended against the Panthers...Missed the next six games with his fractured fibula...Returned to action on Nov. 19 against the New York Giants and had 3 tackles and 1 interception...Had 8 tackles and a pass defended on Nov. 25 against Chicago...Had season-high 13 tackles and 1 interception at Pittsburgh on Dec. 2...Moved into third place in Vikings history among defensive backs with his 5 tackles against Tennessee on Dec. 9...Had 8 tackles vs. Jacksonville on Dec. 23...Tied season-high with 8 solo tackles at Baltimore on Jan. 7, 2002.

**2000:** Earned his first trip to the Pro Bowl following the 2000 season...First Minnesota safety to be named to the Pro Bowl since Todd Scott in 1992...Named to the All-Madden Team for the third straight season...Ranked third on the team with 122 tackles and second on the team with 8 passes defended...Led or tied for team lead in tackles on five times on the season...Notched a team-high 15 tackles in the NFC Championship Game at New York Giants on Jan. 14...Tied his career-high with 3 tackles for loss against Carolina on Nov. 19...Posted a season-high 14 tackles, 1 tackle for loss and 1 pass defended against Buffalo on Oct. 22...Had 12 tackles, 1 pass defended, 1 forced fumble and 1 interception at Dallas on Thanksgiving Day...Led the team with 13 tackles and 1 tackle for loss against Detroit on Oct. 1.

**1999:** Named second team all-pro by the *Associated Press*...Named to the All-Madden Team for the second consecutive season...Led team in interceptions for the first time in his career...Ranked second on the team with 9 tackles for loss, which is also a career-high...Notched career-highs in tackles (136), solo tackles (107), sacks (4) and tackles for loss (9)...Had 10 passes defended, which is the second-highest total of his career...Led all defensive backs in tackles, and was third on the team...Led team in tackles in four contests...Also led squad in turnovers forced during the postseason (interception vs. Dallas, on Jan. 9; fumble recovery vs. St. Louis on Jan. 16)...Set career-high in solo tackles with 12 at Detroit on Oct. 17...Ranked fifth on the team with 13 special teams tackles...Tied for second on the squad with 11 solo special teams tackles...Had season-high 15 tackles, 2 tackles for loss and a pressure vs. Chicago on Oct. 10.

**1998:** Named all-pro by *College* and *Pro Football Weekly* and tied for all-pro honors from *The Sporting News*...Selected to the *Associated Press* second team all-pro squad...Named to the All-Madden Team...Named NFL Defensive Player of the Week for his performance in the NFL Divisional Playoff Game against Arizona...Tied for fifth in the NFC with 5 interceptions on the season...Ranked third on the team with 109 tackles and was second on the team with 83 solo tackles...Led the Minnesota defensive backs in tackles for the third consecutive year...Recorded a career-high 11 passes defended...Had 3 takeaways during the playoffs with 2 interceptions and 1 fumble recovery...Led team with 14 tackles during the NFC Championship Game, including 12 solo stops...Picked off a pair of Tony Banks' passes against St. Louis on Sept. 13

**1997:** Led squad in solo tackles with 103...Led defensive backs in tackles and finished second on the team with 128 total tackles...Became the first Vikings defensive back since Joey Browner (1990-91) to have 100 or more tackles in consecutive seasons...Also led team in postseason tackles with 20...Led or tied for the team lead in tackles six times during the regular season...Led the squad with 12 tackles vs. New York Giants in the playoffs...Led all defensive backs with 8 tackles for loss...Had team-high 15 tackles vs. New York Jets on Nov. 23...Had 2 interceptions in the season finale against Indianapolis on Dec. 21.

**1996:** First-year starter at strong safety in 1996...Finished second on the team with 4 interceptions...Led squad in interception return yards with 67...All 4 of his interceptions came in wins by the Vikings...Led

**ROBERT GRIFFITH** *continued*

Vikings defensive backs with 103 total tackles...Became first Viking defensive back to go over the 100-tackle mark in a season since 1991...Tied for 2nd on the team with 7.5 tackles for loss...Led Vikings defensive backs with 2 sacks...First NFL interception came at Chicago on Sept. 15 off of QB Erik Kramer...Had 3 passes defended against Carolina on Oct. 6...Deactivated for two games with a shoulder separation.

**1995:** Led the Vikings with 29 tackles on special teams...Surpassed previous team single-season record held by Bobby Abrams (28) in 1994...Played mainly in third-down situations at safety...Led non-starters with 39 tackles...Recorded a season-high 4 special teams tackles vs. Green Bay on Oct. 22...Had 6 tackles in first career start against Tampa Bay on Dec. 3.

**1994:** In his rookie season, finished third on the Vikings with 25 special teams stops...Had 3 special teams tackles at Chicago on Sept. 18...Had 3 more special teams stops against Tampa Bay on Oct. 30... Played strong safety in special situations...Recorded season-high 3 tackles at New England on Nov. 13...Had 2 passes defended at Buffalo on Dec. 11.

**COLLEGE:** Was a second team All-WAC selection in 1992...Batted down 20 passes, recorded 16 tackles for loss and forced 15 fumbles in three seasons at San Diego State...Tied for team lead with 2 fumble recoveries his senior season...Also finished second on team in tackles with 97 as a senior...Played a hybrid linebacker-safety position during college.

**PERSONAL:** Earned All-CIF honors in football and track at Mt. Miguel (San Diego, Calif.) High School... Modeled for Bad Boy clothing in an ad that appeared in *Rolling Stone*, *Details*, *Vibe* and *Source* magazines...Active in tae-kwon-do...Began the Robert Griffith Foundation during the 1998 offseason...The foundation provides high school seniors in his hometown of San Diego with renewable college scholarships for at risk and disadvantaged youth...Appeared in *Sports Illustrated* for Women 2000 Swimsuit Issue.

**GRIFFITH'S SINGLE-GAME CAREER HIGHS**

**TACKLES:** 15 vs. Chicago 10/10/99; at NY Jets 11/23/97

**SOLO TACKLES:** 12 at Detroit 10/17/99

**SACKS:** 1 many times, latest: vs. Miami 9/10/00

**TACKLES FOR LOSS:** 2 many times, latest vs. Chicago 10/10/99

**INTERCEPTIONS:** 2 vs. Arizona (postseason) 1/10/99; at Green Bay 10/5/98; at St. Louis 9/13/98; vs. Indianapolis 12/21/97

**PASSES DEFENSED:** 3 vs. Carolina 11/19/00; at St. Louis 9/13/98

**GRIFFITH'S DEFENSIVE STATISTICS**

Year	TACKLES			Sacks	Int's	Fumbles Rec./For.	Special Teams Tackles	
	Total	Solo	Asst.	No/Yds	No/Yds			PBU
1994 (Min.)	9	7	2	0/0	0/0	2	0/1	25
1995 (Min.)	39	29	10	.5/-	0/0	8	0/0	29
1996 (Min.)	103	81	22	2/-	4/67	10	0/1	2
1997 (Min.)	128	103	25	0/0	2/26	4	0/2	1
1998 (Min.)	109	83	26	0/0	5/25	11	1/0	1
1999 (Min.)	136	107	29	4/-	3/0	10	0/0	13
2000 (Min.)	122	83	39	1/-	1/25	8	1/1	0
2001 (Min.)	68	50	18	0/0	2/25	3	0/0	0
Career	792	600	192	7.5	17/168	56	2/5	71

\* Tackles include 72 playoff tackles

## DERRICK HAM DE



**HEIGHT**  
6-4  
**WEIGHT**  
265  
**BIRTHDATE**  
March 23, 1975  
**ACQUIRED**  
FA - '01  
**COLLEGE**  
Miami (Fla.)

**YEAR W/ BROWNS**  
2nd  
**YEAR IN NFL**  
2nd

# 73

**GAMES PLAYED/STARTED:** 1999 (0/0); 2000 (1/0); 2001 (1/0).

**CAREER TOTALS:** 2 games, 0 starts.

**CAREER TRANSACTIONS:** Signed by the Washington Redskins as an undrafted rookie free agent on April 22, 1999...Waived by Washington on Sept. 5, 1999...Signed by Washington to practice squad on Sept. 7, 1999...Waived by Washington on Sept. 14, 1999...Signed by Washington as a free agent on Feb. 10, 2000...Waived by Washington on Sept. 3, 2001...Signed by the Cleveland Browns to the practice squad on Dec. 20, 2001...Signed by Cleveland to the active roster on Dec. 27, 2001.

### SEASONAL REVIEWS

**2001:** Appeared in one regular-season game with the Browns...Began the season with Washington in training camp...Waived by Washington on Sept. 3...Signed by Cleveland to the practice squad on Dec. 20...Signed by Cleveland to the active roster on Dec. 27...**Game 15 at Tennessee 12/30:** Made his debut with the Browns by playing defensive end...**Game 16 at Pittsburgh 1/6:** Did not play.

**2000:** Signed by Washington as a free agent on Feb. 10...Was inactive for the club's first 15 regular-season games...Made his NFL debut vs. Arizona Week 16 on defense and on special teams...Before reporting to the Redskins also played for the 2000 World Bowl Champion Rhine Fire, leading the team with 9 sacks.

**1999:** Signed by Washington as an undrafted rookie free agent on April 22...Spent one week on the Redskins practice squad before being waived on Sept. 14.

**COLLEGE:** Played in 37 games over four seasons at Miami, recording 94 tackles and 17 sacks...Started 11 games as a senior in 1998 making 45 tackles, 14 tackles for loss and 12 sacks...Tied for the team lead with 4 sacks as a junior...Majored in sociology.

**PERSONAL:** At Merritt Island (Fla.) High School was named first team All-America by *Blue Chip* and *SuperPrep*...*The Florida Times-Union* rated him the number one defensive end in Florida.

CLEVELAND  
BROWNS  
COM



**ANTHONY HENRY DB****YEAR W/ BROWNS**

2nd

**YEAR IN NFL**

2nd

**HEIGHT**

6-1

**WEIGHT**

204

**BIRTHDATE**

Nov. 3, 1976

**ACQUIRED**

D (4) - '01

**COLLEGE**

South Florida



37

**GAMES PLAYED/STARTED:** 2001 (16/2).**CAREER TOTALS:** 16 games, 2 starts.**CAREER TRANSACTIONS:** Selected by the Cleveland Browns in the fourth round, 97th overall, in the 2001 NFL Draft.**CAREER HIGHLIGHTS:** Ranked first in the AFC and tied for first in the NFL with a club record-tying 10 interceptions his rookie season...Became the first player in club history to have 3 interceptions in two different games (vs. Detroit on Sept. 23, 2001 and at Baltimore on Nov. 18, 2001)...Had a 97-yard interception return for a TD vs. Jacksonville on Dec. 16, 2001, which tied a franchise record.**SEASONAL REVIEWS**

**2001:** Had a breakout year as a fourth-round draft choice and ranked first in the AFC and tied for first in the NFL with a club record-tying 10 interceptions and became the first NFL rookie to lead the league in interceptions since 1995 (FS Orlando Thomas, Minnesota, 9)...Appeared in all 16 regular-season games with 2 starts and totaled 44 tackles (30 solos) and 10 interceptions for 177 yards and ranked second on the club with 10 passes defended...Became the first player in club history to have 3 interceptions in two different games (vs. Detroit on Sept. 23 and at Baltimore on Nov. 18)...His 10 interceptions on the season tied a club record (10, Thom Darden, 1978) and set a club rookie mark (8, Bobby Franklin, 1960)...Added a 97-yard interception return for a TD vs. Jacksonville on Dec. 16, which tied a club record for longest return in franchise history (97, Najee Mustafaa, Oct. 10, 1993 vs. Miami)...Established a career-high with 7 tackles on three separate occasions: vs. Baltimore on Oct. 21, at Chicago on Nov. 4 and vs. Jacksonville on Dec. 16...Also played on special teams with 10 tackles...

**Game 1 vs. Seattle 9/9:** Played corner in the nickel and dime defensive packages...Played special teams, including a key play on punt coverage in the first quarter downing the ball at the Seattle 1-yard line...**Game 2 vs. Detroit 9/23:** Played corner in the nickel and dime defensive packages and recorded 3 interceptions in the Browns' 24-14 win over Detroit...His 3 interceptions for 58 yards tied a team record (eight players have done it a total of nine times/Stevon Moore was last on Sept. 17, 1995 at Houston) and also tied the club's rookie record with his 3 interceptions that was held by Bobby Franklin (Dec. 11, 1960 vs. Chicago)...Part of a defensive effort that posted 7 interceptions, tying a club record (Dec. 11, 1960 vs. Chicago Bears), and a total exceeded only eight times in NFL history...Recorded his first interception on the final play of the first half on a pass from Lions QB Ty Detmer...His second interception came early in the third quarter on a pass from Detmer intended for WR Germane Crowell at the Cleveland 30-yard line and Henry returned it 53 yards to the Lions 17-yard line, which resulted in a FG for the Browns...His third interception came late in the fourth quarter stalling a Lions drive on a pass from Detmer intended for WR Larry Foster at the Browns 12-yard line...Also played special teams with 1 solo tackle...**Game 3 at Jacksonville 9/30:** Played corner in the nickel and dime defensive package with 1 solo tackle...Part of the defensive secondary which limited the Jacksonville offense to 161 net yards passing...Also played special teams with a team high 4 solo tackles...**Game 4 vs. San Diego 10/7:**

## PLAYERS VETERANS

### ANTHONY HENRY *continued*

Played corner in the nickel and dime defensive packages with 1 solo tackle and 1 pass defended...Part of the defensive secondary that limited the Chargers to 143 net passing yards and 269 total net yards... Also played special teams with 1 solo tackle...**Game 5 at Cincinnati 10/14:** Played corner in the nickel and dime defensive package and recorded 5 tackles, including 2 solos, and 1 pass defended...Also played special teams...**Game 6 vs. Baltimore 10/21:** Played corner in the nickel and dime defensive package and had a career-high 7 tackles, including 4 solos, and 1 interception for 22 yards...Added his fourth interception of the season in the second quarter as he stepped in front of a pass from Ravens QB Elvis Grbac intended for WR Qadry Ismail at the Ravens 41-yard line and returned it 22 yards to the Ravens 19-yard line, which resulted in a 33-yard FG and a 10-3 lead...Also played special teams with 1 tackle...**Game 7 at Chicago 11/4:** Played corner in the nickel defensive package and recorded 7 solo tackles and 2 passes defended...Marked the second consecutive game to record a career-high 7 tackles...His 2 passes defended also marked a career-high...Part of a defensive effort that forced 3 interceptions, 3 fumbles (1 recovered), 5 sacks and 11 passes defended...**Game 8 vs. Pittsburgh 11/11:** Played corner in the nickel defensive package with 2 tackles and 2 passes defended...His 2 passes defended matched a career-high...Made a key play on special teams in the first quarter by downing a punt at the Pittsburgh 1-yard line and 2 plays later DT Orpheus Roye tackled RB Jerome Bettis in the end zone for a safety and an early 2-0 lead...**Game 9 at Baltimore 11/18:** Played corner in the nickel defensive package and recorded 2 solo tackles, 3 interceptions and 2 passes defended...Was named AFC Defensive Player of the Week for his efforts...Replaced starting DB Daylon McCutcheon (ankle) late in the second quarter...Recorded 3 interceptions for the second time during the season (3 vs. Detroit 9/23)...Henry is the first player in the NFL with a pair of 3 interception games in the same season since Cincinnati's David Fulcher (1989) and the first NFL rookie since Bobby Ply of the 1962 Dallas Texans to accomplish this feat...His first interception came in the second quarter as he intercepted a pass by Ravens QB Elvis Grbac intended for WR Travis Taylor at the Ravens 39-yard line, which resulted in a TD drive and an early 10-0 lead...His second interception came late in the second quarter at the Browns 13-yard line on a pass from Grbac intended for WR Travis Taylor with only 56 second remaining in the half, thwarting a potential Ravens scoring drive...His third interception came in the third quarter on a pass from Grbac intended for WR Qadry Ismail in the end zone for a touchback, stopping another potential Ravens scoring drive...Part of a defensive effort that forced 5 Ravens turnovers and only 108 net yards rushing...**Game 10 vs. Cincinnati 11/25:** Played corner in the nickel defensive package with 2 tackles, including 1 solo, and 1 pass defended...Also played special teams...Part of a defensive effort that limited the Bengals to 191 net yards of offense and forced 6 defensive turnovers, 3 sacks and recorded the club's first shutout since Sept. 18, 1994 (32-0 vs. Arizona)...**Game 11 vs. Tennessee 12/2:** Played corner in the nickel defensive package with 1 solo tackle...Also played special teams with 1 tackle...**Game 12 at New England 12/9:** Made his first NFL start as the Browns opened in the nickel defensive package...Recorded 6 tackles, including 4 solos...Part of a defensive effort that limited the Patriots to 290 net yards, including 81 net yards rushing, and forced 3 sacks and 2 interceptions...**Game 13 vs. Jacksonville 12/16:** Started at right corner and had 7 tackles, including 4 solos, 2 interceptions for 97 yards and 1 pass defended...Recorded a 97-yard interception return for a TD late in the third quarter on a pass from Jaguars QB Mark Brunell intended for WR Jimmy Smith, tying a franchise record for the longest interception return in club history (Najee Mustafa, 97-yard interception return vs. Miami Oct. 10, 1993)...Also had an interception at the end of the first half...His 7 tackles matched a career-high...Part of a defensive effort that created 8 sacks, 3 turnovers (2 interceptions, one fumble recovery) and allowed only 282 net yards of offense...**Game 14 at Green Bay 12/23:** Played corner in the nickel defensive package with 1 solo tackle...Also played on special teams...**Game 15 at Tennessee 12/30:** Played corner in the nickel defensive package with 2 solo tackles...Also played on special teams...**Game 16 at Pittsburgh 1/6:** Played corner in the nickel defensive package...Added his 10th interception of the year in the third quarter on a pass from Steelers QB Tommy Maddox intended for WR Plaxico Burress at the Browns 15-yard line...The interception tied a franchise record with 10 interceptions in a season (DB Thom Darden-1978)...Also played on special teams with 2 tackles.

**ANTHONY HENRY** *continued*

**COLLEGE:** Four-year starter for South Florida in the defensive backfield, but also has experience as a wide receiver...Finished his career with 256 tackles (169 solos) and 9 stops behind the line of scrimmage...Recovered 6 fumbles and deflected 22 passes...Also had 10 interceptions for 126 yards in returns, breaking the school career-records of 8 pass thefts for 118 yards in returns by Roy Manns (1997-2000)...As a senior, started all year at strongside cornerback, but also saw action at free safety and as a receiver...Recorded 40 tackles (22 solos) with 4 stops for losses of 9 yards...Tied the school season-record with 5 interceptions for 88 yards in returns, matching the 5 pass thefts by Roy Manns in 1997...Had a team-high 8 pass deflections...Recovered 1 fumble and caught 1 pass for an 8-yard gain... Also had 2 punt returns for 14 yards (7.0 avg)...As a junior, started eight of nine games he played in at free safety...Finished fourth on the team with 62 tackles (39 solos), including a stop for an 11-yard loss... Intercepted 3 passes for 27 yards in returns and deflected 3 others...Recovered 2 fumbles and caused 1 fumble...As a sophomore, started all year at free safety...Also saw action as a quarterback for one series vs. Valparaiso...Ranked third on the team with 79 tackles (47 solos)... Deflected 6 passes and recovered 1 fumble...Returned 2 punts for 15 yards (7.5 avg) and ran 1 time for a 17-yard gain...As a freshman, All-Independent second team choice...Started all year at free safety as a redshirt freshman...Recorded 73 tackles (53 solos) with 2 stops for losses of 4 yards...Recovered 2 fumbles...Had a pair of interceptions and 5 pass deflections...Did not play in 1996 under NCAA Proposition 48 rules...Had this year of eligibility returned in 2000 upon his graduation.

**PERSONAL:** Donates his time to various Cleveland area charitable causes, including the Taste of the NFL to benefit the Cleveland Foodbank, visiting patients at the Cleveland Clinic, the Special Olympics and building a playground for the United Way...Named Lee County Athlete of the Year and District Player of the Year as a senior at Estero (Fort Myers, Fla.) High School...Lettered as a free safety, cornerback, quarterback and punter (41.6-yard average)...Threw for 821 yards and 7 touchdowns, gained 650 yards with 7 scores rushing and totaled 60 tackles with 3 interceptions in his final year...District Most Valuable Player in track, setting school records in the high jump (6' 6") and triple jump (44' 1")... Team MVP in basketball...Communications major...Nicknamed "Ant" ...Born Anthony Daniel Henry on Nov. 3, 1976 in Fort Myers, Fla.

**HENRY'S SINGLE-GAME CAREER HIGHS**

**TACKLES:** 7 vs. Baltimore 10/21/01; at Chicago 11/4/01; vs. Jacksonville 12/16/01

**INTERCEPTIONS:** 3 vs. Detroit 9/23/01; at Baltimore 11/18/01

**LONG INTERCEPTION RETURN YARDS:** 97t vs. Jacksonville 12/16/01

**PASSES DEFENDED:** 2 at Chicago 11/4/01; vs. Pittsburgh 11/11/01; at Baltimore 11/18/01

**DEFENSIVE SCORES:** 1; 97-yd INT return TD vs. Jacksonville 12/16/01

**HENRY'S DEFENSIVE STATISTICS**

Year	TACKLES			Sacks No/Yds	Int's No/Yds	PBU	Fumbles Rec./For.	Special Teams Tackles
	Total	Solo	Asst.					
2001 (Cle.)	44	30	14	0/0	10/177	10	0/0	10
Career	44	30	14	0/0	10/177	10	0/0	10

**DID YOU KNOW?**

Anthony Henry tallied 10 interceptions in his rookie season (2001) to lead the AFC and tie for the NFL lead. The 10 picks tied the team record set by Thom Darden in 1978.

# PLAYERS

## VETERANS

**ANTHONY HENRY** *continued*

### HENRY'S 2001 GAME-BY-GAME DEFENSIVE STATISTICS

Date/Opponent	TACKLES			Sacks No/Yds	Int's No/Yds	PBU	Fumbles Rec./For.	TFL
	Total	Solo	Asst.					
9/9 vs. Sea.	0	0	0	0/0	0/0	0	0/0	0
9/23 vs. Det.	0	0	0	0/0	3/58	0	0/0	0
9/30 @ Jac.	1	1	0	0/0	0/0	0	0/0	0
10/7 vs. S.D.	1	1	0	0/0	0/0	1	0/0	0
10/14 @ Cin.	5	2	3	0/0	0/0	1	0/0	0
10/21 vs. Bal.	7	4	3	0/0	1/22	0	0/0	0
11/4 @ Chi.	7	7	0	0/0	0/0	2	0/0	0
11/11 vs. Pit.	2	0	2	0/0	0/0	2	0/0	0
11/18 @ Bal.	2	2	0	0/0	3/0	2	0/0	0
11/25 vs. Cin.	2	1	1	0/0	0/0	1	0/0	0
12/2 vs. Ten.	1	1	0	0/0	0/0	0	0/0	0
12/9 @ N.E.	6	4	2	0/0	0/0	0	0/0	0
12/16 vs. Jac.	7	4	3	0/0	2/97	1	0/0	0
12/23 @ G.B.	1	1	0	0/0	0/0	0	0/0	0
12/30 @ Ten.	2	2	0	0/0	0/0	0	0/0	0
1/6 @ Pit.	0	0	0	0/0	1/0	0	0/0	0
<b>Totals</b>	<b>44</b>	<b>30</b>	<b>14</b>	<b>0/0</b>	<b>10/177</b>	<b>10</b>	<b>0/0</b>	<b>0</b>

## KELLY HOLCOMB QB



**HEIGHT**

6-2

**WEIGHT**

212

**BIRTHDATE**

July 9, 1973

**ACQUIRED**

FA - '01

**COLLEGE**

Middle Tennessee State

**YEAR W/ BROWNS**

2nd

**YEAR IN NFL**

6th

# 10

**GAMES PLAYED/STARTED:** 1996 (0/0); 1997 (5/1); 1998 (0/0); 1999 (0/0); 2000 (0/0); 2001 (1/0).

**CAREER TOTALS:** 6 games, 1 start.

**CAREER TRANSACTIONS:** Originally signed by the Tampa Bay Buccaneers as a free agent on May 1, 1995...Waived by Tampa Bay on Aug. 22, 1995...Signed by Tampa Bay to practice squad on Aug. 29, 1995...Waived by Tampa Bay on Sept. 19, 1995...Signed by Tampa Bay to practice squad on Oct. 4, 1995...Waived by Tampa Bay on Oct. 17, 1995...Signed by Tampa Bay to practice squad on Dec. 19, 1995...Waived by Tampa Bay on Aug. 19, 1996...Signed by the Indianapolis Colts to practice squad on Nov. 27, 1996...Signed by Indianapolis from practice squad to active roster on Dec. 12, 1996...Signed by Indianapolis July 16, 1998...Waived by Indianapolis on Feb. 28, 2001...Signed by the Cleveland Browns as an unrestricted free agent on March 2, 2001.

### SEASONAL REVIEWS

**2001:** In his first season with the Browns, was the backup to Tim Couch and appeared in one game and was 7-of-12 passing for 114 yards and 1 TD and a 118.1 QB rating...Replaced Tim Couch in the fourth quarter vs. Tennessee on Dec. 2...Completed 7-of-12 passing for 114 yards and 1 touchdown...Was his

**KELLY HOLCOMB** *continued*

first game action since Dec. 21, 1997 at Minnesota as a member of the Indianapolis Colts...Led the Browns on a four-play, 49-yard (1:02) drive which ended with a 20-yard TD pass to WR Kevin Johnson... Did not play in the other 15 regular-season games.

**2000:** Served as the Colts backup to starting quarterback Peyton Manning...Did not play in 16 regular-season games and the AFC Wild Card Game at Miami on Dec. 30.

**1999:** Was inactive third QB for each regular-season game.

**1998:** Was active for each game but did not see any game action.

**1997:** Appeared in five regular-season games, including one start, and completed 45-of-73 attempts for 454 yards, 1 touchdown and 8 interceptions...Earned his first career start on Nov. 9 vs. Cincinnati...Saw reserve action on Nov. 2 vs. Tampa Bay, Nov. 23 at Detroit, Dec. 14 vs. Miami and Dec. 21 at Minnesota...Was inactive third QB in games 1-7...Did not play Oct. 26 at San Diego, Nov. 16 vs. Green Bay, Nov. 30 at New England and Dec. 7 at N.Y. Jets...In his first career action vs. Tampa Bay on Nov. 2, was 19-of-30 passing for 181 yards with 1 interception...Led the Colts on a 10-play, 70-yard FG drive and 11-play, 62-yard touchdown drive, culminating the TD drive with a 2-point pass to TE Marcus Pollard...In his first career start vs. Cincinnati on Nov. 9, was 19-of-32 passing for 236 yards, 1 touchdown and 3 interceptions and 3 rushes for 5 yards...Completed his first career touchdown pass on a 6-yard completion to WR Marvin Harrison...Was 2-of-3 passing for 8 yards on Nov. 23 at Detroit with 1 interception...Did not attempt a pass vs. Miami on Dec. 14...Had 2 rushes for 0 yards on Dec. 21 at Minnesota.

**1996:** Was inactive third QB on Dec. 15 at Kansas City and on Dec. 22 at Cincinnati...Served Weeks 13-14 on the practice squad...In the postseason, was inactive on Dec. 29 at Pittsburgh.

**1995:** Member of the Barcelona Dragons of the World League...Was 191-of-319 passing for 2,382 yards, 14 TDs and 16 interceptions in 10 games and a QB rating of 76.9...Ranked second in the league in yards passing, touchdowns, attempts, completions and completion percentage (59.9)...Totaled 28-of-48 passing for 420 yards and 4 TDs vs. Amsterdam Admirals to earn World League Player of the Week honors.

**COLLEGE:** Four-year starter...Saw action in 43 games, missing only game of career due to fractured jaw...Finished as school's all-time leader in completions (501), attempts (801) and passing yards (7,064)...Was 146-of-244 passing for 2,154 yards, 15 TDs and 9 interceptions passing as a senior to earn first team All-Ohio Valley Conference honors...Started all 11 games as a junior and posted 133-of-240 passing for 1,738 yards, 7 TDs and 6 interceptions...Suffered fractured jaw as sophomore and totaled 92-of-168 passing for 1,409 yards, 9 TDs and 6 interceptions...Started 11 games and two playoff contests as a freshman and totaled 130-of-209 passing for 1,763 yards and 5 TDs...Holds a degree in exercise science.

**PERSONAL:** Full name is Bryan Kelly Holcomb...Born in Fayetteville, Tenn...Attended Lincoln County High School...Lettered in football, basketball and baseball...Inducted into Tennessee Scholastic Collegiate Hall of Fame in 1994...Holcomb and his wife, Lorie, have two daughters, Kellyn, 3, and Jalyn, 1.

**HOLCOMB'S SINGLE-GAME CAREER HIGHS**

**PASSING ATTEMPTS:** 32 vs. Cincinnati 11/9/97

**COMPLETIONS:** 19 vs. Tampa Bay 11/2/97; vs. Cincinnati 11/9/97

**PASSING YARDS:** 236 vs. Cincinnati 11/9/97

**PASSING TDS:** 1 vs. Cincinnati 11/9/97; vs. Tennessee 12/2/01

**LONG PASS:** 41 vs. Cincinnati 11/9/97

**INTERCEPTIONS:** 3 vs. Cincinnati 11/9/97

# PLAYERS

## VETERANS

**KELLY HOLCOMB** *continued*

### HOLCOMB'S CAREER PASSING STATISTICS

Year	Att.	Comp.	Pct.	Yards	TD	Pct.	Int.	Pct.	Long	Sack	Yards	Rating
1996 (Ind.)	0	0	0	0	0	0	0	0	0	0	0	0
1997 (Ind.)	73	45	61.6	454	1	1.4	8	11.0	41	-	-	44.3
1998 (Ind.)	0	0	0	0	0	0	0	0	0	0	0	0
1999 (Ind.)	0	0	0	0	0	0	0	0	0	0	0	0
2000 (Ind.)	0	0	0	0	0	0	0	0	0	0	0	0
2001 (Cle.)	12	7	58.3	114	1	8.3	0	0	25	0	0	118.1
Career	85	52	61.2	568	2	2.4	8	9.4	41	0	0	49.5

### HOLCOMB'S CAREER RUSHING STATISTICS

Year	No.	Yds.	Avg.	Long	TD
1996 (Ind.)	0	0	0	0	0
1997 (Ind.)	5	5	1.0	3	0
1998 (Ind.)	0	0	0	0	0
1999 (Ind.)	0	0	0	0	0
2000 (Ind.)	0	0	0	0	0
2001 (Cle.)	1	0	0	0	0
Career	6	5	0.8	3	0

## EARL HOLMES LB



#### HEIGHT

6-2

#### WEIGHT

250

#### BIRTHDATE

April 28, 1973

#### ACQUIRED

UFA (Pit.) - '02

#### COLLEGE

Florida A&M

#### YEAR W/ BROWNS

1st

#### YEAR IN NFL

7th

# 50

**GAMES PLAYED/STARTED:** 1996 (3/1, 0/0); 1997 (16/16, 2/2); 1998 (14/14); 1999 (16/16); 2000 (16/16); 2001 (16/16, 1/1).

**CAREER TOTALS:** 81 games, 79 starts.

**POSTSEASON GAMES:** 3 games, 3 starts.

**CAREER TRANSACTIONS:** Originally selected by the Pittsburgh Steelers in the fourth round, 126th overall, of the 1996 NFL Draft...Signed as an unrestricted free agent by Cleveland on April 5, 2002.

**CAREER HIGHLIGHTS:** In six-year career with Pittsburgh, started in 79 of 81 career games he played and totaled 601 tackles, 9.5 sacks and 1 interception.

### SEASONAL REVIEWS

**2001:** Holmes assumed a much greater role with the departure of Levon Kirkland and responded by leading the team with 118 tackles, including 97 solos, and 2 sacks for 17 yards...Led the team in tackles for the third straight season ...Moved to the left inside linebacker spot and was the defensive signal caller...Also added 2 forced fumbles and 1 recovered fumble...Had a season-high 11 tackles vs. Cleveland on Nov. 11...On three occasions, had games with 10 or more tackles: 11 vs. Cleveland on

EARL HOLMES *continued*

Nov. 11; 10 vs. Jacksonville on Nov. 18; and 10 at Tennessee on Nov. 25...**Game 1 vs. Jacksonville 9/9**: Played all 56 defensive snaps...Finished with 7 total tackles, all solos...Also had 2 quarterback pressures...**Game 2 at Buffalo 9/30**: Played 55 defensive snaps...Finished with 8 total tackles, including 6 solos...Also forced a fumble and had 2 quarterback pressures...**Game 3 vs. Cincinnati 10/7**: Played 56 defensive snaps...Finished with 8 total tackles, including 6 solos...Also was credited with 2 quarterback pressures...**Game 4 at Kansas City 10/14**: Logged 62 defensive plays...Finished with 6 total tackles, including 5 solos...**Game 5 at Tampa Bay 10/21**: Played all 70 defensive snaps...Finished with 9 tackles, including 8 solos...Also had 1 quarterback pressure...**Game 6 vs. Tennessee 10/29**: Played all 52 snaps...Finished with 8 total tackles, including 6 solos...**Game 7 vs. Baltimore 11/4**: Logged all 53 defensive snaps...Finished second to Lee Flowers with 9 total tackles, including 8 solos...**Game 8 at Cleveland 11/11**: Recorded his first sack of the season...Played all 64 defensive snaps...Finished with a team-tying (Chad Scott) 11 total tackles, including 8 solos...Also had 3 quarterback pressures...**Game 9 vs. Jacksonville 11/18**: Played one of his best games of the season as he led the team with 10 total tackles, including 9 solos...Logged 54 defensive snaps...Also had 1 quarterback pressure...**Game 10 at Tennessee 11/25**: Led the team with 10 total tackles...Logged 62 defensive plays...Also was credited with 1 quarterback pressure...**Game 11 vs. Minnesota 12/2**: Finished with 8 total tackles, including 5 solos...Played all 51 defensive snaps...**Game 12 vs. N.Y. Jets 12/9**: Logged 32 defensive snaps despite playing with a painful knee injury...Finished with 6 total tackles...Also was credited with 1 quarterback pressure...Topped the 100-tackle mark for the third straight season...**Game 13 at Baltimore 12/16**: Played 31 defensive snaps...Finished with 5 total tackles, including 4 solos...**Game 14 vs. Detroit 12/23**: Recorded his second sack of the season...Played 34 defensive snaps...Finished with 3 total tackles...Also recovered his first fumble of the season on Aaron Smith's sack...**Game 15 at Cincinnati 12/30**: Logged 58 defensive plays...Finished with 8 total tackles, including 6 solos...Also forced a fumble...**Game 16 vs. Cleveland 1/6**: Finished with 2 total tackles...Divisional Playoff Game vs. Baltimore 1/20: Missed all the second half after suffering a knee injury...Finished with 3 total tackles, 1 solo...Forced fumble by RB Terry Allen that was recovered by Jason Gildon and led to a Pittsburgh field goal...AFC Championship Game vs. New England 1/27: Was deactivated because of a nagging knee injury he suffered in the Divisional Playoff Game against Baltimore.

**2000**: Produced another strong season and led the team in tackles for the second consecutive season... Finished with 141 total tackles, including a team-high 108 solo stops...His 141 tackles were the second highest of his career...Also had 1 sack, a career-high 10 pass defenses, a forced and recovered fumble and 9 tackles for losses...Recorded a career-high 17 tackles at Tennessee on Nov. 5...Led or was tied for the team lead in tackles in seven games...Also recorded six games with 10 or more tackles: 10 at Cleveland on Sept. 17; 10 at N.Y. Jets on Oct. 8; 17 at Tennessee on Nov. 5; 12 vs. Jacksonville on Nov. 19; 11 at N.Y. Giants on Dec. 10; 13 vs. Washington on Dec. 16...Recorded 1 sack at Jacksonville on Oct. 1...Forced a fumble vs. N.Y. Giants on Dec. 10 and recovered a fumble at Washington on Dec. 16.

**1999**: Led the team in tackles, registering a career-high 144 total tackles, including a team-high 109 solo stops...Also finished with a team-high 22.5 tackles for losses...Recorded one recovered fumble and 3 passes defended...Had a season-high 15 tackles, including a career-high 13 solos, vs. Seattle on Sept. 26...Recorded double-digit tackle totals in 9-of-16 games: 15 vs. Seattle on Sept. 26; 10 vs. Jacksonville on Oct. 3; 11 at Buffalo on Oct. 10; 10 vs. Atlanta on Oct. 25; 12 at Tennessee on Nov. 21; 10 vs. Cincinnati on Nov. 28; 11 at Jacksonville on Dec. 2; 10 tackles at Kansas City on Dec. 18; 10 vs. Tennessee on Jan. 2...Led the team in tackles seven times.

**1998**: Picked up where he left off the previous season as a starter and totaled 92 tackles...Hampered somewhat with a high calf problem throughout the preseason and the early part of the regular season...Also suffered a broken hand in vs. Cincinnati on Oct. 11 that limited his production during midyear...Was one of the Steelers' top defensive players in the last half of the season...Finished with 92 total tackles despite missing nearly three full games and playing two more with a broken hand...Also

## PLAYERS VETERANS

### EARL HOLMES *continued*

had 1.5 sacks and his first career interception vs. New England on Dec. 6...Finished with 18 quarterback pressures...Had a season-high 12 tackles at Tampa Bay on Dec. 13...Recorded three double-digit tackle performances (four for the season) in the final six games: 11 at Miami on Sept. 20; 11 vs. Jacksonville on Nov. 22; 11 at Detroit on Nov. 26; 12 at Tampa Bay on Dec. 13...Added .5 sack at Detroit on Nov. 26 and 1 sack at Jacksonville on Dec. 28...Dressed but did not play in the Chicago game on Sept. 13 because of his high calf injury...Suffered a fractured hand early in the second quarter at Cincinnati on Oct. 13...Was credited with 3 total tackles prior to the injury, including 1.5 stops for losses or no gain...Inactive vs. Baltimore on Oct. 18 because of his fractured hand.

**1997:** Started all 16 games in his first year as a starter...Finished the season as the team's second-leading tackler with 96 total tackles...Credited with 67 solo stops and 4 sacks, both career highs...Recovered the first fumble of pro career vs. Baltimore on Nov. 9...Registered a season-high 11 tackles, including 9 solos, along with a sack, vs. Indianapolis on Oct. 12...Recorded a team-high 9 tackles at New England on Dec. 13...Had an excellent game in the AFC Championship Game vs. Denver on Jan. 11, collecting 10 tackles...Recorded double-digit tackle totals in four contests (Dallas on Nov. 31, Indianapolis on Oct. 12, Kansas City on Nov. 3 and Denver on Jan. 11)...Led the team with 17 tackles (10 solos) in the postseason.

**1996:** In his rookie season, had 10 tackles, including 9 solos, and 1 sack...Made his NFL debut on special teams vs. Baltimore on Sept. 8...Inactive Games 3-15...Made first start and produced first career sack at Carolina on Dec. 22 and led team with 10 stops (9 solos)...Inactive for both postseason games (Indianapolis and New England)...Selected by the Steelers with their first pick of the fourth-round (126th overall).

**COLLEGE:** Started junior and senior seasons at Florida A&M...Was an All-Mid-Eastern Athletic Conference linebacker over the last three years of career...Voted the MEAC Defensive Player of the Year...Earned Division I-AA All-America honors following senior season...Finished career with school-record 509 tackles (200 solos) and 6.5 sacks...Consensus first team All-America selection...Earned Sheridan Broadcasting Network Black College & *Football Gazette* Division I-AA Defensive Player of Year...Was a six-time MEAC Defensive Player of Week...Started all year at inside linebacker and led team with school-record 171 total tackles while setting single-season record with 103 solo stops...Set school record for tackles in game with 30 tackles (21 solos) versus Southern University...Majored in criminal justice.

**PERSONAL:** Lives in Tallahassee, Fla...Attended Florida A&M High School...Twice earned all-state and all-district honors...Lettered in football as defensive end and linebacker...Nicknamed "Hitman"...Attended classes at Florida A&M during offseason...Son, Earl Holmes Jr. (2)...Full name: Earl L. Holmes.

### HOLMES' SINGLE-GAME CAREER HIGHS

**TACKLES:** 17 vs. Tennessee 11/5/00

**SOLO TACKLES:** 13 vs. Seattle 9/26/99

**SACKS:** 1, 8 times: latest vs. Detroit 12/23/01

**FORCED FUMBLES:** 1, 3 times: latest vs. Cincinnati 12/30/01

**RECOVERED FUMBLES:** 1, 4 times: latest vs. Cincinnati 12/30/01

**INTERCEPTIONS:** 1 vs. New England 12/6/98

**PASSES DEFENSED:** 2 vs. Washington 12/16/00

CLEVELAND  
BROWNS  
COM



**HOLMES' DEFENSIVE STATISTICS**

Year	TACKLES			Sacks No/Yds	Int's No/Yds	PBU	Fumbles Rec./For.	Special Teams Tackles
	Total	Solo	Asst.					
1996 (Pit.)	10	9	1	1/-	0/0	0	0/0	1
1997 (Pit.)	96	67	29	4/-	0/0	0	1/0	0
1998 (Pit.)	92	70	22	1.5/10	1/36	2	0/0	0
1999 (Pit.)	144	109	35	0/0	0/0	3	1/0	0
2000 (Pit.)	141	108	33	1/-	0/0	10	1/1	0
2001 (Pit.)	118	97	21	2/17	0/0	0	1/2	0
Career	601	460	141	9.5	1/36	15	4/3	1

**HOLMES' DEFENSIVE STATISTICS - POSTSEASON**

Year	TACKLES			Sacks No/Yds	Int's No/Yds	PBU	Fumbles Rec./For.	Special Teams Tackles
	Total	Solo	Asst.					
1996 (Pit.)	0	0	0	0/0	0/0	0	0/0	0
1997 (Pit.)	17	10	7	0/0	0/0	0	0/0	0
2001 (Pit.)	3	2	1	0/0	0/0	0	0/1	0
Career	20	12	8	0/0	0/0	0	0/1	0

**GAYLON HYDER OL**

**YEAR W/ BROWNS**

2nd

**YEAR IN NFL**

2nd

**HEIGHT**

6-5

**WEIGHT**

313

**BIRTHDATE**

Oct. 23, 1973

**ACQUIRED**

FA - '01

**COLLEGE**

TEXAS CHRISTIAN



**71**

**GAMES PLAYED/STARTED:** 1999 (4/0); 2000 (5/1); 2001 (0/0).

**CAREER GAMES:** 9 games, 1 starts.

**CAREER TRANSACTIONS:** Signed by the St. Louis Rams as a free agent on July 30, 1999...Waived by St. Louis on Aug. 28, 2000...Signed by St. Louis to the practice squad on Aug. 29, 2000...Signed by St. Louis to the active roster on Oct. 11, 2000...Made available to NFL Europe by St. Louis on April 17, 2001...Waived by St. Louis on July 5, 2001...Signed by the Chicago Bears as a free agent on Aug. 10, 2001...Waived by Chicago on Aug. 29, 2001...Signed by the Cleveland Browns to practice squad on Oct. 9, 2001... Signed to active roster by Cleveland on Jan. 2, 2002.

**SEASONAL REVIEWS**

**2001:** Began the year with St. Louis and was made available to NFL Europe to play with the Rhein Fire...Totalled 7 tackles (6 solos) and 1 forced fumble for Rhein during the NFL Europe season...Waived by St. Louis on July 5...Signed by Chicago as a free agent on Aug. 10...Waived by Chicago on Aug. 29...Signed by Cleveland to practice squad on Oct. 9 and converted from defensive line to offensive line...Signed to active roster by Cleveland on Jan. 2...Listed as inactive in the regular-season finale on Jan. 6.

## PLAYERS VETERANS

### GAYLON HYDER *continued*

**2000:** Began the season with the Rams in training camp...Waived by St. Louis on Aug. 28...Signed to Rams practice squad on Aug. 29...Signed to active roster on Oct. 11...Played in five regular-season games, including one start, and had 6 tackles, including 3 solos, and 1 pass defended...Made his first career start at right defensive tackle vs. Atlanta on Oct. 15...Inactive at Kansas City on Oct. 22 and at San Francisco on Oct. 29...Played reserve defensive tackle vs. Carolina on Nov. 5 and at New York Giants on Nov. 12...Inactive vs. Washington on Nov. 20 and at New Orleans on Nov. 26...Played reserve defensive tackle at Carolina on Dec. 3 and vs. Minnesota on Dec. 10...Inactive for the final two weeks of the regular season.

**1999:** Undrafted rookie free agent signed by St. Louis on July 30...In his rookie season, played in four regular-season games as a reserve defensive tackle and also on special teams...Collected 3 tackles on the season and was listed as inactive for six regular season contests...Had 2 tackles vs. San Francisco on Oct. 10...Suffered back injury during practice in mid-season...Placed on reserve-injured list on Nov. 19.

**COLLEGE:** Played in four games with two starts his senior season at Texas Christian...Notched 9 total tackles and 1 sack and also played on special teams...Started nine games as a junior and tied a career high with 35 total tackles...Set a career high with 25 solo tackles...Made 11 starts his sophomore season, setting a career high with 3 passes defended...Also tied a career high with 35 tackles (21 solos) and collected 2 sacks for 11 yards...Played in 11 games with four starts as true freshman...Made 25 tackles and set career high with 3 sacks...Social work major at TCU.

**PERSONAL:** Born Gaylon Hyder in Longview, Texas...Second team all-state senior season at Longview (Texas) High School...Earned district 15-5A and East Texas defensive player of the year honors both junior and senior seasons.

#### HYDER'S CAREER DEFENSIVE STATISTICS

Year	TACKLES			Sacks No/Yds	Int's No/Yds	Fumbles Rec./For.	Special Teams Tackles
	Total	Solo	Asst.				
1999 (St.L.)	3	0	3	0/0	0/0	0	0
2000 (St.L.)	6	3	3	0/0	0/0	1	0
2001 (Cle.)	0	0	0	0/0	0/0	0	0
Career	9	3	6	0/0	0/0	1	0

## JAMES JACKSON **RB**



#### HEIGHT

5-10

#### WEIGHT

215

#### BIRTHDATE

Aug. 4, 1976

#### ACQUIRED

D (3) - '01

#### COLLEGE

Miami (Fla.)

#### YEAR W/ BROWNS

2nd

#### YEAR IN NFL

2nd

# 29

**GAMES PLAYED/STARTED:** 2001 (11/10).

**CAREER GAMES:** 11 games, 10 starts.

**CAREER TRANSACTIONS:** Selected by the Cleveland Browns in the third round, 65th overall, in the 2001 NFL Draft.

## SEASONAL REVIEWS

**2001:** In his rookie season, appeared in 11 games, including 10 starts, and posted 195 carries for 554 yards (2.8 avg.) and 7 receptions for 56 yards (8.0 avg.)...During training camp, solidified his spot as the feature back in the Browns offense and led the Browns in rushing despite missing five games with an ankle injury, including the final three games of the season...Established career-highs with 31 carries for 124 yards (4.0 avg.) vs. Detroit on Sept. 23, marking the first 100-yard rushing performance by a Browns running back since Dec. 17, 1995 (Earnest Byner, 31 rushes for 121 yards vs. Cincinnati) and the highest rushing total by a Browns running back since Dec. 13, 1987 (Kevin Mack, 27 rushes for 133 yards vs. Cincinnati)...His 31 carries vs. Detroit tied RB Jim Brown's club mark for most rushing attempts by a rookie (31 rushes for 237 yards vs. Los Angeles Rams on Nov. 24, 1957)...Added a 68-yard performance on 26 carries vs. San Diego on Oct. 7 and his first career rushing TD on an 11-yard scamper...Recorded 77 yards on 24 carries vs. Baltimore on Oct. 21, including a 12-yard TD run and also a career-high 22-yard run in the Browns' 27-17 win over the Ravens...Did not play at Baltimore on Nov. 18 and vs. Tennessee on Dec. 2 due to an ankle injury...Nagging ankle injury forced him to limited play in the second half of the season and was placed on Injured Reserve on Dec. 20...**Game 1 vs. Seattle 9/9:** In his NFL debut, started at running back with 14 carries for 37 yards (2.6 avg.), including a long of 6 yards...Rushed for 4 first downs...**Game 2 vs. Detroit 9/23:** Started at running back and rushed for 124 yards on 31 carries (4.0 avg.), marking the first 100-yard rushing performance by a Browns running back since Dec. 17, 1995 (Earnest Byner, 31 rushes for 121 yards vs. Cincinnati) and the highest rushing total by a Browns running back since Dec. 13, 1987 (Kevin Mack, 27 rushes for 133 yards vs. Cincinnati)...His 31 carries vs. Detroit tied RB Jim Brown's club mark for most rushing attempts by a rookie (31 rushes for 237 yards vs. Los Angeles Rams on Nov. 24, 1957)...In the first half, rushed for 78 yards on 17 carries as the Browns opened a 14-0 halftime lead...Rushed for 6 first downs...**Game 3 at Jacksonville 9/30:** Started at running back with 10 rushes for 18 yards (1.8 avg.) with a long of 7 yards...Also added 1 reception for 16 yards...Left the game early in the second quarter with a rib injury and did not return...**Game 4 vs. San Diego 10/7:** Played RB and had 26 carries for 68 yards (2.6 avg.) and recorded his first career rushing TD on a 12-yard scamper in the second quarter...In the second quarter, was a key contributor in the Browns 15-play, 86-yard (8:00) drive as he was 8-35 rushing and capped the drive with a 12-yard TD run as the Browns opened a 10-3 lead...Rushed 15 times for 43 yards in the first half...Added 11 rushes for 25 yards in the second half...**Game 5 at Cincinnati 10/14:** Started at running back and had 14 carries for 22 yards (1.6 avg.), with a long rush of 5 yards...**Game 6 vs. Baltimore 10/21:** Started at running back and had 24 rushes for 77 yards (3.2 avg.) 1 one TD and 2 receptions for 13 yards (6.5 avg.) in the Browns' 24-14 win over the Ravens...On the opening series of the game, was a key part of a 6-play, 51-yard (3:33) drive as Jackson rushed 3 times for 25 yards, including an 11-yard TD run and an early 7-0 lead...Rushed 9 times for 28 yards and 1 TD in the first half...In the second half, added a 22-yard run and a 9-yard reception on the 9-play, 80-yard (4:59) drive as the Browns opened a 17-6 lead...Rushed 15 times for 49 yards in the second half...**Game 7 at Chicago 11/4:** Started at running back and had 22 rushes for 71 yards (3.2 avg.) and 1 reception for 7 yards...Had a key 17-yard run in the third quarter on the Browns' 4-play, 92-yard (1:40) drive as he opened the drive from the Cleveland 8-yard line with a 17-yard scamper to the Browns 25-yard line and the drive ended on a WR Kevin Johnson 55-yard TD reception...Had 3 runs of 10 yards or more...Rushed 15 times for 59 yards in the second half...**Game 8 vs. Pittsburgh 11/11:** Started at running back and had 18 carries for 57 yards (3.2 avg.), including a long of 14 yards...Rushed 9 times for 38 yards in the first half...Had 3 rushing first downs and 5 rushes of 5 yards or more...Rushed 9 times for 19 yards in the second half...**Game 9 at Baltimore 11/18:** Did not play due to an ankle injury...**Game 10 vs. Cincinnati 11/25:** Started at running back and had 18 rushes for 40 yards (2.2 avg.), including a long of 6 yards...Had 3 rushing first downs...Rushed 9 times for 30 yards in the second half...**Game 11 vs. Tennessee 12/2:** Did not play due to ankle injury...**Game 12 at New England 12/9:** Started at running back and had 16 rushes for 34 yards (2.1 avg.), including a long of 7 yards...Had 2 receptions for 15 yards (7.5 avg.), including a long

## PLAYERS

### VETERANS

#### JAMES JACKSON *continued*

of 9 yards...Carried the ball 7 times for 18 yards with 3 first downs on the Browns' 16-play, 59-yard (8:20) FG drive in the first quarter...Rushed 11 times for 27 yards in the first half...**Game 13 vs. Jacksonville 12/16:** Started at running back and had 2 rushes for 6 yards (3.0 avg.) and 1 reception for 5 yards...Left the game in the first quarter with a left ankle sprain and did not return...Placed on Reserve-Injured List (left ankle) on Dec. 20.

**COLLEGE:** A classic blue-collar worker who was very effective using his powerful leg drive to move the chains for the Hurricanes...Arrived at Miami following a season at Fork Union Military Academy...Suffered through a rash of injuries as a redshirt freshman and was again hampered by injury woes during his junior campaign...Still managed to finish third on the school's all-time record list with 2,953 yards rushing, carrying the ball 541 times while scoring 29 touchdowns on the ground...Only Edgerrin James (2,960 yards, 1996-98) and Ottis Anderson (3,331 yards, 1975-78) gained more yards rushing in Miami annals...His 11 100-yard rushing performances rank behind Anderson (13) and James (14) on the school's career-record list...Caught 38 passes for 278 yards and 3 scores during his time with the Hurricanes...His 32 total touchdowns are surpassed only by James (35) and Stephen McGuire (35, 1989-92) in school history...As a senior, named All-Big East Conference second team selection...Started every game at tailback, leading the team with 201 carries for 1,006 yards (5.0 avg) and 11 touchdowns...Became only the fourth player in school history to rush for over 1,000 yards in a season, joining Edgerrin James (1,416 yards in 1998, 1,098 yards in 1997), Ottis Anderson (1,266 yards in 1978) and Danyell Ferguson (1,069 yards in 1995)...His 11 touchdowns rank seventh on the school's season-rushing list...Caught 9 passes for 56 yards (6.2 avg.) and 2 TDs...His 13 total touchdowns rank fourth on Miami's annual record charts, topped only by Eddie Dunn (14 TDs in 1938) and James (19 TDs in 1998, 14 TDs in 1997)...Ran for over 100 yards in four contests, the sixth-best season total in Miami history...As a junior, appeared in nine games, starting seven contests at tailback...Bothered most of the year with an assortment of injuries, but still managed to gain 782 yards with 7 touchdowns on 169 carries (4.6 avg.)...Gained 133 yards with a score on 13 receptions (10.0 avg.)...Ran for over 100 yards in three games...As a sophomore, played in 10 games behind Edgerrin James at tailback...Carried 82 times for 545 yards (6.6 avg.) and 5 touchdowns...Caught 5 passes for 30 yards (6.0 avg.)...Appeared in nine games as a redshirt freshman...Set a school season-record for first-year players as he gained 595 yards with 6 touchdowns on 81 carries (7.3 avg.)...Added 52 yards on 10 receptions (5.2 avg.)...Appeared in two games in 1996 before the coaches decided to redshirt him, gaining 22 yards on 8 carries while also catching an 8-yard pass.

**PERSONAL:** Active member of the Cleveland community by donating his time to charitable events, including the Taste of the NFL to benefit the Cleveland Foodbank and building a playground for the United Way's Hometown Huddles...Member of the 1994 Orlando Sentinel Super 11 Squad as a senior, adding all-county honors at Glades Central (Belle Glade, Fla.) High School...Totaled over 1,100 yards on 100 carries with 16 touchdowns and made 20 catches for 434 yards in nine games as a senior (missed four games due to a shoulder injury)...Earned four letters in baseball, batting .355 for his career...Originally committed to Notre Dame, but spent the 1995 season at Fork Union Military Academy (Va.), rushing for 1,708 yards and 25 touchdowns...Liberal Arts major...Son of Shirley and Eddie Hicks...Born James Shurrate Jackson on Aug. 4, 1976...Resides in Belle Glade, Fla.

#### JACKSON'S SINGLE-GAME CAREER HIGHS

**RUSHING ATTEMPTS:** 31 vs. Detroit 9/23/01

**RUSHING YARDS:** 124 vs. Detroit 9/23/01

**RUSHING TDS:** 1 vs. San Diego 10/7/01; vs. Baltimore 10/21/01

**LONG RUSH:** 22 vs. Baltimore 10/21/01

**RECEPTIONS:** 2 vs. Baltimore 10/21/01; at New England 12/9/01

**RECEIVING YARDS:** 16 at Jacksonville 9/30/01

**LONG RECEPTION:** 16 at Jacksonville 9/30/01

**JAMES JACKSON** *continued*

**JACKSON'S CAREER OFFENSIVE STATISTICS**

Date	No.	RUSHING				TD	No.	RECEIVING			
		Yds	Avg.	Long	Yds			Avg.	Long	TD	
2001 (Cle.)	195	554	2.8	22	2	7	56	8.0	16	0	
Career	195	554	2.8	22	2	7	56	8.0	16	0	

**JACKSON'S 2001 BROWNS OFFENSIVE STATISTICS**

Date	No.	RUSHING				TD	No.	RECEIVING			
		Yds	Avg.	Long	Yds			Avg.	Long	TD	
9/9 Sea.	14	37	2.6	6	0	0	0	0.0	0	0	
9/23 Det.	31	124	4.0	17	0	0	0	0.0	0	0	
9/30 @ Jac.	10	18	1.8	7	0	1	16	16.0	16	0	
10/7 S.D.	26	68	2.6	15	1	0	0	0.0	0	0	
10/14 @ Cin.	14	22	1.6	5	0	0	0	0.0	0	0	
10/21 Bal.	24	77	3.2	22	1	2	13	6.5	9	0	
11/4 @ Chi.	22	71	3.2	17	0	1	7	7.0	7	0	
11/11 Pit.	18	57	3.2	14	0	0	0	0.0	0	0	
11/18 @ Bal.	Did Not Play – Ankle										
11/25 Cin.	18	40	2.2	6	0	0	0	0.0	0	0	
12/2 Ten.	Did Not Play – Ankle										
12/9 @ N.E.	16	34	2.1	7	0	2	15	7.5	9	0	
12/16 Jac.	2	6	3.0	4	0	1	5	5.0	5	0	
12/23 @ G.B.	Reserve-Injured (left ankle)										
12/30 @ Ten.	Reserve-Injured (left ankle)										
1/6 @ Pit.	Reserve-Injured (left ankle)										
TOTALS	195	554	2.8	22	2	7	56	8.0	16	0	

**MICHAEL JAMESON DB**

**YEAR W/ BROWNS**

2nd

**YEAR IN NFL**

2nd

**HEIGHT**

5-11

**WEIGHT**

192

**BIRTHDATE**


July 14, 1979

**ACQUIRED**

D (6) - '01

**COLLEGE**

Texas A&M



**22**

**GAMES PLAYED/STARTED:** 2001 (0/0).

**CAREER GAMES:** 0 games, 0 starts.

**CAREER TRANSACTIONS:** Selected by the Cleveland Browns in the sixth round, 165th overall, in the 2001 NFL Draft.

**SEASONAL REVIEWS**

**2001:** Promising training camp performance ended in the third preseason contest at Washington as he suffered an ankle injury and was placed on Injured Reserve on Aug. 27.

## PLAYERS VETERANS

### MICHAEL JAMESON *continued*

**COLLEGE:** Began his career with the Aggies as a cornerback before shifting to strong safety as a junior...Moved to free safety in his final season...Also served as the rusher on the punt return coverage unit...Tied with Kevin Smith (1988-91) for the school career-record with 3 interception returns for touchdowns...Finished his career with 190 tackles (131 solos), 7 interceptions and 19 pass deflections... Provided veteran leadership as the only senior starter in the secondary...Bothered most of the year by a nagging high ankle sprain suffered earlier in the season...Limited to nine games, but still led the defensive backfield with 64 tackles (42 solos), including a stop behind the line of scrimmage... Recovered a fumble and had a quarterback pressure...Intercepted a pair of passes for 88 yards in returns and deflected 6 others...As a junior, named All-Big 12 Conference second team pick by Sports Page...Moved into the starting lineup at strong safety, ranking fourth on the team with 74 tackles (58 solos), including 2 stops for losses of 5 yards...Deflected 7 passes and led the team with 5 interceptions for 151 yards in returns, including 3 touchdowns, breaking the old school season-record of 2 thefts returned for scores by Kevin Smith in 1990...His 3 returns for touchdowns also tied Smith's Aggie career-record (1988-91)...Caused 3 fumbles and blocked 2 kicks...As a sophomore, played in every game, backing up both cornerback positions...Recorded 38 tackles (23 solos) with a 7-yard sack and 3 stops for losses of 10 yards...Deflected 5 passes...As a freshman, played in every game behind Jason Webster at weakside cornerback, recording 14 tackles (8 solos) with 1 pass deflection and 1 fumble recovery.

**PERSONAL:** Earned all-state honors at Ellison (Killeen, Texas) High School...Recorded 126 tackles, with 3 interceptions and 12 pass deflections as a senior...Named team MVP that year...Also lettered in basketball and track...Agricultural development major...Fellow A&M defensive back Jay Brooks was his high school teammate and Jameson even lived with Brooks' family when Jameson's mother's military obligations took her overseas...Son of Pamela and Michael Jameson Sr....Born July 7, 1979...Resides in Killeen, Texas.

## J. J. JOHNSON **RB**

**HEIGHT**

6-1

**WEIGHT**

240

**BIRTHDATE**

April 20, 1974

**ACQUIRED**

T (Mia.) '02

**COLLEGE**

Mississippi State

**YEAR W/ BROWNS**

1st

**YEAR IN NFL**

4th

**28**

**GAMES PLAYED/STARTED:** 1999 (13/4, 2/1); 2000 (13/1, 2/0); 2001 (10/0).

**CAREER TOTALS:** 36 games, 5 starts.

**CAREER TRANSACTIONS:** Selected by the Miami Dolphins in the second round, 39th overall selection, of the 1999 NFL Draft...Traded by Miami to Cleveland on March 8, 2002.

**CAREER HIGHLIGHTS:** Has rushed 219 times for 748 yards and 5 TDs during his three-year career... Also has 29 receptions for 182 yards...Led the Dolphins in rushing in 1999 with 558 yards on 164 attempts and 4 TDs.

### SEASONAL REVIEWS

**2001:** Appeared in a reserve role in 10 contests during the season...Was inactive for six games...Totaled 5 carries for 22 yards and caught 4 passes for 21 yards...Also recorded 1 special teams tackle...Best outing came against St. Louis on Sept. 30 with 2 carries for 7 yards and 3 receptions for 17 yards.

**J. J. JOHNSON** *continued*

**2000:** Played in 13 games with one start at running back...Was inactive for two games and did not play in one contest...Finished third on the Dolphins in rushing with 168 yards on 50 carries and 1 touchdown...Also had 10 receptions for 61 yards and 2 kickoff returns for 26 yards...Rushed for 50 yards on 10 carries with a season-long 16-yard run vs. New York Jets on Nov. 19...Also had 4 receptions for 24 yards...Started the following week against Indianapolis and responded with a season-high 60 yards on 21 carries, including a 3-yard touchdown run...Also caught a career-high 5 passes for 29 yards vs. Indianapolis...Appeared in both playoff contests and rushed for 12 yards on 3 carries with 3 receptions for 25 yards.

**1999:** Played in 13 games with four starts at running back...Led Miami in rushing with 558 yards on 164 attempts and 4 touchdowns...Became the fifth rookie in Dolphins history to lead the team in rushing... Also caught 15 passes for 100 yards and returned 2 kickoffs for 26 yards...Was fourth in the NFL among rookies in rushing yards...In his NFL debut, he rushed for 45 yards on 14 carries and 1 touchdown vs. Denver on Sept. 13...It was the third-highest total by a Dolphins rookie on opening day...Rushed for 35 yards on 5 carries, including an 18-yard touchdown run vs. Philadelphia on Oct. 24...Amassed a team-high 86 yards on 21 carries vs. Oakland on Oct. 31...Earned his first NFL start against New England and responded with 106 yards on 31 attempts and 1 TD...It was the only 100-yard rushing performance by a Dolphin in 1999...His 31 carries were the most ever by a Dolphins rookie...Started the next two contests and recorded 63 yards on 19 carries against Dallas and 62 yards on 21 attempts against Indianapolis...Missed the next two contests with a hamstring injury...Returned to the starting lineup on Monday Night Football against the New York Jets and rushed for 83 yards on 18 carries and 1 touchdown, including a career-long run of 34 yards...Led team in the postseason with 95 yards on 34 carries and 1 touchdown...In a reserve role in the AFC Wild Card Game, he rushed for 86 yards on 27 carries and 1 touchdown against Seattle.

**COLLEGE:** Was a two-year letterman (1997-98) and one-year starter at Mississippi State after transferring from East Mississippi Junior College...Finished his career ranked fourth in MSU history with 2,452 yards and 24 touchdowns on 453 carries...Was the only player in school history to surpass the 1,000-yard rushing mark in consecutive seasons...Was a first-team All-SEC selection as a senior with 1,383 yards on 236 attempts...His 12 rushing touchdowns rank fifth in Bulldog history for a season... Established a school-record 237 yards on 36 attempts against Alabama as a senior...Also had 209 yards and 2 TDs on 28 carries against Kentucky during his senior campaign...Was an educational psychology major.

**PERSONAL:** Attended Davidson (Mobile, Ala.) High School...Rushed for more than 1,500 yards and had 13 touchdowns as a senior...Also lettered in basketball...Served as a postal clerk on the U.S.S. John F. Kennedy following high school and before attending junior college...Is married to Erica and has three sons, Gerald (13), Keyshaun (5) and Kameron (1).

**JOHNSON'S SINGLE-GAME CAREER HIGHS**

**RUSHING ATTEMPTS:** 31 vs. New England (11/21/99)

**RUSHING YARDS:** 106 vs. New England (11/21/01)

**LONG RUSH:** 34 vs. N.Y. Jets (12/27/99)

**RECEPTIONS:** 5 at Indianapolis (11/26/00)

**RECEIVING YARDS:** 29 at Indianapolis (11/26/00)

**LONG RECEPTION:** 17 at Oakland (10/31/00)

**JOHNSON'S CAREER OFFENSIVE STATISTICS**

Date	No.	RUSHING				RECEIVING				
		Yds	Avg.	Long	TD	No.	Yds	Avg.	Long	TD
1999 (Mia.)	164	558	3.4	34	4	15	100	6.6	17	0
2000 (Mia.)	50	168	3.4	16	1	10	61	6.1	11	0
2001 (Mia.)	5	22	4.4	9	0	4	21	5.3	7	0
Career	219	748	3.5	34	5	29	182	6.2	17	0

KEVIN JOHNSON **WR**



**HEIGHT**  
5-11  
**WEIGHT**  
195  
**BIRTHDATE**  
July 15, 1976  
**ACQUIRED**  
D (2a) - '99  
**COLLEGE**  
Syracuse

**YEAR W/ BROWNS**  
4th  
**YEAR IN NFL**  
4th

85

**GAMES PLAYED/STARTED:** 1999 (16/16); 2000 (16/16); 2001 (16/16).

**CAREER TOTALS:** 48 games, 48 starts.

**CAREER TRANSACTIONS:** Selected by the Cleveland Browns in the second round, 32nd overall, in the 1999 NFL Draft.

**CAREER HIGHLIGHTS:** Established a career high 84 receptions for 1,097 yards and 9 TDs in 2001... Cleveland's leading receivers the last three consecutive years, 1999 (66 receptions for 986 yards and 8 TDs), 2000 (57 receptions for 669 yards and 0 TDs) and 2001 (84 receptions for 1,097 yards 9 TDs)... Heading into the 2002 season, has a streak of at least 1 reception in 48 consecutive games...Is the only player to start every game (48 contests) for the Browns since the team's return in 1999...Led all NFL rookie receivers in 1999 in receptions (66), receiving yards (986) and receiving TDs (8)... Established Browns rookie records for receptions and yards while ranking second in TDs...Connected with rookie QB Tim Couch for 8 TDs, 1 short of the NFL rookie duo record of 9 shared by three pairs...Recorded his first career touchdown at Tennessee on Sept. 19, 1999 with a 39-yard touchdown strike from Couch.

SEASONAL REVIEWS

**2001:** Started all 16 games and established career-highs with 84 receptions, 1,097 yards and 9 TDs...9 TDs tied for third in the AFC and tied for fifth in the NFL, 84 receptions ranked eighth in the AFC and 12th in the NFL and 1,097 receiving yards ranked 10th in the AFC and 18th in the NFL...The 84 receptions are the third-highest total in franchise history (Ozzie Newsome, 89 receptions in 1983 and 1984)... His 1,097 receiving yards ranks second in team history (Webster Slaughter, 1,236 receiving yards) and his 9 TDs rank seventh...Extended his reception streak to 48 consecutive games...Matched a career-high 8 receptions on three occasions: 8 receptions for 153 yards and 1 TD at Cincinnati on Oct. 14; 8 receptions for 62 yards vs. Pittsburgh on Nov. 11 and 8 receptions for 95 yards at New England on Dec. 9...Had 2 100-yard receiving games: 153 yards and 1 TD on 8 receptions at Cincinnati on Oct. 14 and 113 yards and 1 TD on 6 receptions vs. Cincinnati on Nov. 25 to bring his career total to 5 100-yard receiving games...His 153 receiving yards at Cincinnati on Oct. 14 established a new personal career high...Had a career-high four consecutive games with at least 1 TD reception (vs. San Diego on Oct. 7, at Cincinnati on Oct. 14, vs. Baltimore on Oct. 21 and at Chicago on Nov. 4)...Had TD receptions in 8 games: 1 vs. Detroit on Sept. 23; 1 vs. San Diego on Oct. 7; 1 at Cincinnati on Oct. 14; 1 vs. Baltimore on Oct. 21; 1 at Chicago on Nov. 4; 1 vs. Cincinnati on Nov. 25; 2 vs. Tennessee on Dec. 2 and 1 at Tennessee on Dec. 30...Also returned 14 punts for 117 yards (8.4 avg.)...**Game 1 vs. Seattle 9/9:** Started at wide receiver and recorded 4 receptions for 51 yards (12.8 avg.), including a long of 28 yards... Opened the game with the first play and a 28-yard reception from QB Tim Couch to the Seahawks 49-yard line...Also hauled in passes for 9, 8 and 6 yards...**Game 2 vs. Detroit 9/23:** Started at wide receiver and recorded 4 receptions for 26 yards (6.5 avg.), including 1 touchdown...In the first quarter, recorded a 4-yard TD pass from Couch to give the Browns the early 7-0 lead, his first TD reception since Dec. 3, 1999 at San Diego...In addition to the TD pass, also forced 2 key defensive penalties on Detroit (a 16-



KEVIN JOHNSON *continued*

yard pass interference on CB Todd Lyght and a 7-yard defensive personal foul on CB Terry Fair) to keep the drive moving and conclude with the 4-yard TD pass from Couch...Also forced a third Lions' defensive penalty...Played on special teams with 2 punt returns for 15 yards (7.5 avg.), with a long of 11 yards and 2 FC...**Game 3 at Jacksonville 9/30:** Started at wide receiver and led the club with 6 receptions for 80 yards...His 6 receptions and 80 yards led the club...5 of his 6 receptions were for first downs...Also handled punt returns with 2 for 24 yards (12.0 avg.), including a long of 17 yards and 1 FC...**Game 4 vs. San Diego 10/7:** Started at wide receiver and tied for the club lead with 3 receptions for 38 yards (12.7 avg.), including the game-winning 19-yard TD from Tim Couch with 1:15 remaining for a 20-16 win over the Chargers...On the final drive, totaled 2 receptions for 26 yards and the TD...Had a clutch 13-yard reception to the San Diego 23-yard line on a third-and-10 play and then delivered with a 19-yard TD grab on a third-and-6 play in the corner of the end zone as he beat Chargers DB Alex Molden...Also played special teams with 4 punt returns for 25 yards (6.3 avg.), including a long of 15 yards, and 1 FC...**Game 5 at Cincinnati 10/14:** Started at wide receiver and matched a career high with 8 receptions for a career-high 153 yards (19.1 avg.) with 1 touchdown, including a long reception of 38 yards...His 8 receptions matched a career high (8 at Denver 10/15/00) and his 153 yards was a career high (previous high 135 yards at Cincinnati on Dec. 12, 1999) and it also marked the fourth 100 yard receiving game of his career...In the first quarter, connected with QB Tim Couch on a 30-yard TD strike, his third of the season and 11th of his career, for an early 7-3 lead...In the fourth quarter, had a key 10-yard reception on a third-and-10 play to the Bengals 45-yard line and added a 38-yard reception to the Bengals 7-yard line, on the Browns' 7-play, 69-yard (1:19) drive as he had 2 receptions for 48 yards on the drive...7 of his 8 receptions were for first downs...Also played on special teams with 1 kickoff return for 4 yards...**Game 6 vs. Baltimore 10/21:** Started at wide receiver and led the club with 3 receptions for 47 yards (15.7 avg.), including a 28-yard TD pass...The TD receptions extended his consecutive games with a touchdown streak to three games, matching a career high (1999 season: at Tennessee on Sept. 19; at Baltimore on Sept. 26 and vs. New England on Oct. 3)...His first reception of the game was a 12-yard grab as part of a 6-play, 51-yard (3:33) drive as the Browns opened up a 7-0 lead...Caught 2 passes for 35 yards and 1 TD in the third quarter on the Browns' 9-play, 80-yard (4:59) drive, including the 28-yard TD reception for the 17-6 lead...The TD reception was his fourth of the season and 12th of his career...2 of his 2 receptions were for first downs...**Game 7 at Chicago 11/4:** Started at wide receiver and led the club with 5 receptions for 99 yards (19.8 avg.) and 1 TD...His TD receptions from Tim Couch marked his fourth consecutive game with at least 1 TD reception, setting a new personal high...Had 3 receptions for 28 yards in the first half...In the third quarter, was on the receiving end of a 55-yard TD pass from Couch to give the Browns a 21-7 lead as the TD reception was his fifth of the season and 13th of his career...3 of his 5 receptions were for first downs...**Game 8 vs. Pittsburgh 11/11:** Started at wide receiver and recorded 8 receptions for 62 yards (7.8 avg.), including a long of 12 yards...In the third quarter, had 3 receptions for 29 yards on the 13-play, 53-yard (6:32) drive, which resulted in a K Phil Dawson 40-yard FG and a 12-9 lead...His 8 receptions matched a career-high...**Game 9 at Baltimore 11/18:** Started at wide receiver and recorded 3 receptions for 54 yards (18.0 avg.), including a long of 22 yards...In the second quarter, opened the 4-play, 39-yard (2:03) scoring drive with a 19-yard reception down to the Ravens 20-yard line, capped by RB Ben Gay 7-yard TD run and a 10-0 lead...All 3 receptions were for first downs...Also drew 2 defensive pass interference penalties in the second quarter...**Game 10 vs. Cincinnati 11/25:** Started at wide receiver and recorded 6 receptions for 113 yards (18.8 avg.) with 1 touchdown...In the third quarter, recorded his sixth TD of the season and 14th of his career with a 6-yard TD reception from Couch to give the Browns the 12-0 lead...Recorded his 2nd 100-yard receiving game of the year and the fifth of his career...Added 47-yard and 33-yard receptions in the 2nd quarter...Five of his six receptions were for first downs...**Game 11 vs. Tennessee 12/2:** Started at wide receiver and recorded 4 receptions for 41 yards (10.3 avg.) and 2 TDs...In the second quarter, capped an 11-play, 61-yard (6:46) drive with a 10-yard TD reception from Couch to cut the Titans lead to 17-7...In the fourth quarter, added a 20-yard TD reception from QB Kelly Holcomb...It marked the second time in his career he recorded 2 TD receptions in one game (Oct. 31, 1999)...**Game 12 at New England 12/9:** Started at wide receiver and matched a career-high with 8 receptions for 95

## PLAYERS VETERANS

### KEVIN JOHNSON *continued*

yards (11.9 avg.)...Had 2 receptions for 13 yards on the Browns' 16-play, 59-yard (8:20) FG drive in the first quarter...Caught 5 passes for 49 yards in the first half...Added a 22-yard reception in the fourth quarter down to the Patriots 4-yard line, which resulted in a K Phil Dawson 22-yard FG...6 of his 8 receptions were for first downs...**Game 13 vs. Jacksonville 12/16:** Started at wide receiver with 3 receptions for 34 yards (11.3 avg.), including a long of 21 yards...**Game 14 at Green Bay 12/23:** Started at wide receiver and recorded 7 receptions for 54 yards (7.7 avg.), including a long of 17 yards...His 7 receptions gave him 72 for the season, establishing a new career high (66 receptions, 1999)...4 of his 7 receptions were for first downs...**Game 15 at Tennessee 12/30:** Started at wide receiver and recorded 6 receptions for 70 yards (11.7 avg.) and 1 TD...Recorded his ninth TD on the season in the fourth quarter on a 5-yard TD bullet from Couch to tie the game 38-38...5 of his 6 receptions were for first downs...Also recorded 2 punt returns for 22 yards (11.0 avg.), including a career-long of 24 yards...**Game 16 at Pittsburgh 1/6:** Started at wide receiver and had 6 receptions for 80 yards (13.3 avg.), including a long of 18 yards...Also played special teams with 2 punt returns for 16 yards, including a long of 12 yards and 1 FC.

**2000:** The only offensive player to start each regular-season game during the 1999 and 2000 seasons, Johnson started all 16 games at wide receiver and led the club for the second consecutive season with 57 receptions and 669 yards (11.7 avg.)...Established a career-high with 8 receptions for 60 yards at Denver on Oct. 15...Had at least 1 reception in each game, as he extended his consecutive reception streak to 32 consecutive games...Had a career-high 79 yard reception vs. Pittsburgh on Sept. 17 in a 23-20 win over the Steelers and finished the contest with 4 catches for 97 yards (24.2 avg.)...Recorded a season-high 102 yards receiving on 6 receptions vs. Cincinnati on Oct. 29...Also recorded his 100th career reception on a 14-yard pass from QB Spergon Wynn vs. Cincinnati on Oct. 29...Lined under center as QB for 4 plays vs. Philadelphia on Dec. 10 and was 1-of-3 passing for 23 yards and 1 interception, adding 6 receptions for 76 yards (12.7 avg.).

**1999:** First choice in the second round of the 1999 NFL Draft and made immediate impact in rookie season by leading the team with 66 receptions, 986 yards and 8 touchdowns...Started in all 16 games and clicked with rookie QB Tim Couch beginning Week 2 of the regular season...In first game with Couch starting at QB (Sept. 19 at Tennessee), recorded 4 receptions for 62 yards including his first career NFL touchdown reception on a 39-yard touchdown strike...Had at least 1 touchdown reception in three consecutive games, Weeks 2-4, which marked the first time in the 1990s an NFL rookie QB and WR recorded a TD in three consecutive games...39 of his 66 receptions were for first downs, while 36 receptions gained 10+; 17 receptions gained 20 yards+; 8 receptions gained 30 yards+ and 3 receptions gained 40 yards+...Recorded touchdown receptions at Tennessee on Sept. 19; at Baltimore on Sept. 26; vs. New England on Oct. 3; 2 at New Orleans on Oct. 31; at Pittsburgh on Nov. 14; vs. Tennessee on Nov. 28 and at San Diego on Dec. 5...Had at least 1 reception in all of 16 regular-season games, including seven games with 5 or more receptions...Had two games with 100 or more yards receiving: 131 yards (21.8 avg.) and 1 TD (64 yards) on 6 catches vs. New England on Oct. 3 and 135 yards on 7 catches at Cincinnati on Dec. 12...His 131 yards receiving vs. New England on Oct. 3 marked the fourth-highest total by a Browns rookie (Derrick Alexander holds the top two marks 171 yards vs. New York Giants on Dec. 4, 1994 and 136 yards vs. Arizona Cardinals on Sept. 18, 1994; Webster Slaughter has the third mark with 134 yards vs. Pittsburgh on Nov. 23, 1986)... Added a 64-yard TD reception from QB Tim Couch on Oct. 3 vs. New England and the touchdown from Couch marked the first points in the regular season by the Browns at Cleveland Browns Stadium...Made a 56-yard touchdown reception from Couch on a 'Hail Mary' on the final play of the game for a 21-16 win over New Orleans on Oct. 31 and his 2 TDs tied a Browns rookie reception mark for most single-game receiving TDs by a rookie in club history (Brian Brennan on Nov. 25, 1984 vs. Houston; Harry Holt on Dec. 18, 1983 vs. Pittsburgh; Paul Warfield on Nov. 22, 1964 vs. Green Bay).

**COLLEGE:** Originally began his Syracuse career as a quarterback...Ranks third in Big East Conference history with 1,437 kickoff return yards...His 4 kickoff returns for touchdowns set a conference career record...During college career, totaled 98 receptions for 1,584 yards (16.2 avg.) and 13 TDs...Collegiate career totals also included 50 kickoff returns for 1,437 yards (28.7 avg.) 4 TDs; 24 punt returns for 256

KEVIN JOHNSON *continued*

yards (10.7 avg.) and 1 TD...Ranks sixth in Syracuse annals with 98 catches and fifth with 13 touchdowns receiving...Gained 3,422 all-purpose yards during his career, the fifth-best total in Syracuse annals...Senior year, All-America first team selection as a return specialist by The Sports Network and the American Football Coaches Association, becoming the 50th Orangeman to garner national first team honors...All-Big East Conference first team choice and named Special Teams Player of the Year...Ranked third in the nation with 23 kickoff returns for 690 yards (30.0 avg.) and 2 touchdowns...His 30.0-yard average broke the old school season record of 27.5 yards per kickoff return by Jim Turner in 1996...Led the team and ranked 10th in the nation with 1,834 all-purpose yards (166.7 yards per game)...His 1,894 yards are topped only by Floyd Little's 1,990 (1965) on the school's season record list...Led the Orangemen with a career-high 60 catches for 894 yards (14.9 avg.) and 9 touchdowns...His 60 receptions broke the old school season record of 56 by Shelby Hill in 1993 and Marvin Harrison in 1995...His 894 yards rank sixth on Syracuse's annual record list while his 9 scoring grabs places him third among Orange receivers...Added 105 yards and 3 scores on 8 carries (13.1 avg.) and 145 yards on 18 punt returns (8.1 avg.)...Paced the squad with 14 total touchdowns, the fifth-best season total in Syracuse history...Against Miami, returned a kickoff 100 yards (tied school record) for a touchdown and had an 11-yard scoring grab...Junior year, named second team All-Big East Conference pick as a kickoff returner...Led the conference with 14 kickoff returns for 514 yards (36.7 avg.) and 2 touchdowns...Caught 32 passes for 612 yards (19.1 avg.) and 3 TDs...Averaged 94.8 all-purpose yards per game...In the Kickoff Classic vs. Wisconsin, got the season off to a rousing start as he returned the opening kickoff 89 yards for a touchdown...Sophomore season, saw increased playing time as the season progressed...Caught 6 passes for 78 yards (13.0 avg.) and 1 touchdown...Returned 11 kickoffs for 202 yards (18.4 avg.) and 4 punts for 99 yards (24.8 avg.), including 1 score...Served freshman year as a back-up quarterback and also saw action at wide receiver and on special teams...Gained 14 yards on 2 carries (7.0 avg.) and 31 yards on a pair of kickoff returns (15.5 avg.).

**PERSONAL:** Charitable endeavors include visiting children at the Cleveland Clinic Foundations Children's Hospital and participating with the Fellowship of Christian Athletes...Actively involved in the community and works closely with children through organizations such as the United Way's Hometown Huddle program and the Boys and Girls Clubs...In 1999, was named to the University of Syracuse All-Century Team...Super Prep first team All-America and Northeastern Offensive Player of the Year, adding Prep Football Report all-region and all-state honors at Hamilton West (N.J.) High School...Rated the top quarterback in the East and 12th in the nation by Super Prep...Threw for 1,694 yards and 13 touchdowns and also rushed for 531 yards and 6 touchdowns as a senior...History major at Syracuse...Son of Flora Johnson...Born Kevin L. Johnson on July 15, 1976 in Trenton, N.J...Resides in Hamilton Township, N.J...Has two sons, Kevin Johnson Jr., and Keyshawn.

## JOHNSON'S RECEIVING SINGLE-GAME CAREER HIGHS

**RECEPTIONS:** 8 at Denver 10/15/00; at Cincinnati 10/14/01; vs. Pittsburgh 11/11/01; at New England 12/9/01

**RECEIVING YARDS:** 153 at Cincinnati 10/14/01

**RECEIVING TDS:** 2 at New Orleans 10/31/99; vs. Tennessee 12/2/01

**LONG RECEPTION:** 79 vs. Pittsburgh 9/17/00

**PUNT RETURNS:** 4 vs. Cincinnati 10/10/99; vs. San Diego 10/7/01

**PUNT RETURN YARDS:** 43 vs. Cincinnati 10/10/99

**LONGEST PUNT RETURN:** 24 at Tennessee 12/30/01

**KICKOFF RETURNS:** 1 at New Orleans 10/31/99

**KICKOFF RETURN YARDS:** 25 at New Orleans 10/31/99

**LONGEST KICKOFF RETURN:** 25 at New Orleans 10/31/99

**PASSING ATTEMPTS:** 3 vs. Philadelphia 12/10/00

**COMPLETIONS:** 1 vs. Philadelphia 12/10/00

**PASSING YARDS:** 23 vs. Philadelphia 12/10/00

**LONG PASS:** 23 vs. Philadelphia 12/10/00

**INTERCEPTIONS:** 1 vs. Philadelphia 12/10/00

# PLAYERS

## VETERANS

KEVIN JOHNSON *continued*

### JOHNSON'S CAREER RECEIVING STATISTICS

Year	No.	Yds.	Avg.	Long	TD
1999 (Cle.)	66	986	14.9	64t	8
2000 (Cle.)	57	669	11.7	79	0
2001 (Cle.)	84	1,097	13.0	55t	9
Career	207	2,752	13.3	79	17

### JOHNSON'S CAREER SPECIAL TEAMS STATISTICS

Year	No.	PUNT RETURNS					KICKOFF RETURNS					Special Teams Tackles	
		FC	Yds.	Avg.	Long	TD	No.	FC	Yds.	Avg.	Long		TD
1999 (Cle.)	19	10	128	6.7	15	0	1	-	25	25.0	25	0	0
2000 (Cle.)	0	0	0	0	0	0	0	-	0	0	0	0	0
2001 (Cle.)	14	6	117	8.4	24	0	0	-	0	0	0	0	0
Career	33	16	245	7.4	24	0	1	-	25	25.0	25	0	0

### JOHNSON'S CAREER PASSING STATISTICS

Year	Att.	Comp.	Pct.	Yards	TD	Int.	Long	Sacks	Yards	Rating
1999 (Cle.)	1	0	0.0	0	0	0	0	-	-	-
2000 (Cle.)	3*	1	33.3	23	0	1	23	0	0	22.2
2001 (Cle.)	0	0	0.0	0	0	0	0	0	0	-
Career	4	1	25.0	23	0	1	23	0	0	11.5

\* Lined up under center as QB

### JOHNSON'S 2001 OFFENSIVE STATISTICS

Date/Opponent	No.	Yds.	RECEIVING			TD	No.	PUNT RETURNS			
			Avg.	Long	Yds.			Avg.	Long	FC	
9/3 vs. Sea.	4	51	12.8	28	0	0	0	0.0	0	0	0
9/23 vs. Det.	4	26	6.5	9	1	2	15	7.5	11	2	
9/30 @ Jac.	6	80	13.3	23	0	2	24	12.0	17	1	
10/7 vs. S.D.	3	38	12.7	19t	1	4	25	6.3	15	1	
10/14 @ Cin.	8	153	19.1	38	1	1	4	4.0	4	0	
10/21 vs. Bal.	3	47	15.7	28t	1	0	0	0.0	0	0	
11/4 @ Chi.	5	99	19.8	55t	1	0	0	0.0	0	0	
11/11 vs. Pit.	8	62	7.8	12	0	0	0	0.0	0	0	
11/18 @ Bal.	3	54	18.0	22	0	0	0	0.0	0	0	
11/25 vs. Cin.	6	113	18.8	47	1	0	0	0.0	0	0	
12/2 vs. Ten.	4	41	10.3	20	2	0	0	0.0	0	0	
12/9 @ N.E.	8	95	11.9	22	0	0	0	0.0	0	0	
12/16 vs. Jac.	3	34	11.3	21	0	0	0	0.0	0	0	
12/23 @ G.B.	7	54	7.7	17	0	1	11	11.0	11	1	
12/30 @ Ten.	6	70	11.7	23	1	2	22	11.0	24	0	
1/6 @ Pit.	6	80	13.3	18	0	2	16	8.0	12	1	
Totals	84	1097	13.1	55t	9	14	117	8.4	17	6	

**JOHNSON'S 2000 OFFENSIVE STATISTICS**

Date/Opponent	No.	Yds.	RECEIVING			TD	PUNT RETURNS				
			Avg.	Long			No.	Yds.	Avg.	Long	FC
9/3 vs. Jac.	3	32	10.7	17	0	0	0	0.0	0	0	
9/10 @ Cin.	5	59	11.8	18	0	0	0	0.0	0	0	
9/17 vs. Pit.	4	97	24.2	79	0	0	0	0.0	0	0	
9/24 @ Oak.	3	19	6.3	11	0	0	0	0.0	0	0	
10/1 vs. Bal.	2	11	5.5	7	0	0	0	0.0	0	0	
10/8 @ Ari.	1	4	4.0	4	0	0	0	0.0	0	0	
10/15 @ Den.	8	60	7.5	15	0	0	0	0.0	0	0	
10/22 @ Pit.	2	5	2.5	3	0	0	0	0.0	0	0	
10/29 Cin.	6	102	17.0	32	0	0	0	0.0	0	0	
11/5 N.Y.G.	5	76	15.2	23	0	0	0	0.0	0	0	
11/12 N.E.	3	23	7.7	9	0	0	0	0.0	0	0	
11/19 @ Ten.	2	9	4.5	6	0	0	0	0.0	0	0	
11/26 @ Bal.	4	85	21.3	67	0	0	0	0.0	0	0	
12/3 @ Jac.	1	8	8.0	8	0	0	0	0.0	0	0	
12/10 Phi.	6	76	12.7	31	0	0	0	0.0	0	0	
12/17 Ten.	2	3	1.5	2	0	0	0	0.0	0	0	
<b>Totals</b>	<b>57</b>	<b>669</b>	<b>11.7</b>	<b>79</b>	<b>0</b>	<b>0</b>	<b>0</b>	<b>0.0</b>	<b>0</b>	<b>0</b>	

**JOHNSON'S 1999 OFFENSIVE STATISTICS**

Date/Opponent	No.	Yds.	RECEIVING			TD	PUNT RETURNS				
			Avg.	Long			No.	Yds.	Avg.	Long	FC
9/12 vs. Pit	2	13	6.5	7	0	-	-	-	-	1	
9/19 at Ten	4	62	15.5	39t	1	1	3	3.0	3	0	
9/26 at Bal	2	18	9.0	11t	1	2	21	10.5	13	1	
10/3 vs. N.E.	6	131	21.8	64t	1	3	12	4.0	11	1	
10/10 vs. Cin.	5	73	14.6	24	0	4	43	10.8	15	0	
10/17 at Jac.	3	38	12.7	19	0	3	18	6.0	8	0	
10/24 at St.L.	3	35	11.7	15	0	-	-	-	-	-	
10/31 at N.O.	4	96	24.0	56t	2	-	-	-	-	-	
11/7 vs. Bal.	3	43	14.3	35	0	-	-	-	-	-	
11/14 at Pit.	5	73	14.6	35t	1	1	5	5.0	5	1	
11/21 vs. Car.	5	55	11.0	23	0	-	-	-	-	2	
11/28 vs. Ten.	6	90	15.0	26	1	2	9	4.5	5	1	
12/5 at S.D.	5	41	8.2	19t	1	1	7	7.0	7	1	
12/12 at Cin.	7	135	19.3	44	0	0	0	0	0	1	
12/19 vs. Jac.	4	54	13.5	31	0	1	4	4.0	4	0	
12/26 vs. Ind.	2	29	14.5	25	0	1	6	6.0	6	1	
<b>Totals</b>	<b>66</b>	<b>986</b>	<b>14.9</b>	<b>64t</b>	<b>8</b>	<b>19</b>	<b>128</b>	<b>6.7</b>	<b>15</b>	<b>10</b>	

**DID YOU KNOW?**

Kevin Johnson's 207 receptions in his first three seasons tops the initial three-season reception totals of every member of the Browns' top 10 all-time reception list (including the team's all-time leading receiver Ozzie Newsome, who had 144 catches in his first three seasons) and the NFL's top 10 all-time reception list (including the NFL's all-time leading receiver Jerry Rice, who had 200 catches in his first three seasons). His 2,752 receiving yards also tops the yardage totals of everyone on each list with the exception of Jerry Rice (3,575 yards) and James Lofton (3,012 yards).

# TRÉ JOHNSON G



**HEIGHT**  
6-2

**WEIGHT**  
326

**BIRTHDATE**  
Aug. 30, 1971

**ACQUIRED**  
UFA (Was.) – '01

**COLLEGE**  
Temple

**YEAR W/ BROWNS**  
2nd

**YEAR IN NFL**  
9th

# 67

**GAMES PLAYED/STARTED:** 1994 (14/1); 1995 (10/9); 1996 (15/15); 1997 (11/10); 1998 (10/10); 1999 (16/16, 2/2); 2000 (4/4); 2001 (3/3).

**CAREER TOTALS:** 83 games, 68 starts.

**POSTSEASON TOTALS:** 2 games, 2 starts.

**CAREER TRANSACTIONS:** Originally selected by the Washington Redskins in the second round, 31st overall pick, in the 1994 NFL Draft...Signed by the Cleveland Browns as an unrestricted free agent on May 24, 2001.

**CAREER HIGHLIGHTS:** Through first eight NFL seasons, played in 83 games with 68 starts...Voted to NFC Pro Bowl team in 1999 and named a first team Pro Bowl alternate in 1996.

## SEASONAL REVIEWS

**2001:** In his first season with Cleveland, started three games at right guard before a knee injury suffered at Jacksonville on Sept. 30 ended his promising season...Veteran influence on the Browns offense was apparent as after three games Johnson helped the Browns running game rank eighth in the AFC and 12th in the league with an average of 108 yards rushing per game...**Game 1 vs. Seattle 9/9:** Started at right guard...Left the game late in the fourth quarter (foot) and was replaced by Jeremy McKinney at RG...**Game 2 vs. Detroit 9/23:** Started at right guard as the offensive line helped pave the way for the team to rush for 139 yards, including RB James Jackson for 124 yards on 31 carries...Left the game for several series and was replaced by RG Jeremy McKinney as part of the offensive line rotation...**Game 3 at Jacksonville 9/30:** Started at right guard as the offensive line helped protect QB Tim Couch to throw for 249 yards and the offense to rush for 95 net yards rushing...Left the game early in the third quarter (knee) and did not return, replaced by RG Jeremy McKinney...Placed on Reserve-Injured List with a knee injury on Oct. 2.

**2000:** Started four games at right guard before injuring knee (torn ACL) in second half vs. Tampa Bay on Oct. 1...Suspended for season opener vs. Carolina on Sept. 3 due to incident during 1999 playoff game vs. Detroit on Jan. 1, 2000...Starting right guard Weeks 2-5...Recorded TD-saving tackle at Detroit on Sept. 10 with Chris Samuels by chasing down Lions' Kelvin Pritchett after interception and stopping him at 1-yard line...Injured knee during the second half of game vs. Tampa Bay on Oct. 1...Placed on Injured Reserve on Oct. 9...Underwent surgery on Oct. 23.

**1999:** Started all 16 regular-season games and both playoff contests at right guard...Made the NFC Pro Bowl team for the first time as a reserve and was one of five finalists for the Quarterback Club Jack Kent Cooke Award (Redskins MVP), which went to Stephen Davis...Threw punishing blocks that opened huge holes for 1,405-yard rusher Davis and others...Davis set a Redskins record for rushing yards in a season...Helped fortify an offensive line that allowed only 31 sacks, compared with a franchise-record 61 in 1998...He and the other Redskins offensive linemen received game

balls for their play at New York Giants on Sept. 19, when they helped Washington gain 395 yards in a 50-21 rout.

**1998:** Started 10 games at left guard while battling through injuries for most of the season...Felt lingering effects from 1997 shoulder surgery...Was inactive at Minnesota on Oct. 18 with a knee injury...Started at Arizona on Nov. 8 but was forced out early with a knee injury that landed him on injured reserve.

**1997:** Played in 11 games with 10 starts...Inactive for the first three games due to offseason shoulder surgery...Returned to lineup vs. Jacksonville on Sept. 28...Showed versatility at Chicago on Nov. 2 by switching from right guard to the left side, where he ignited a rushing attack that amassed 203 yards... Played left guard the rest of the season until he was inactive for the last two games with a shoulder injury.

**1996:** Started in all 15 games he played...Named a first team Pro Bowl alternate at guard...Played in 917 of 999 offensive plays (92 percent)...Helped pave the way for Terry Allen's first Pro Bowl...Allen gained a then team-record 1,353 yards and an NFL-leading 21 TDs...In the Redskins' nine victories, the team rushed for an average of 140 yards and 2 TDs.

**1995:** Played 10 games with nine starts...Missed six games due to injuries, a sprained ankle and a sprained right knee...Redskins were 5-2 and averaged 148 yards rushing in games in which Johnson played at least half of the plays...The team was 1-8 when he did not play at least half of the plays.

**1994:** Played in 14 games and made one start...Used mainly on special teams and filled in at both offensive tackle spots for Jim Lachey and Ed Simmons...Made his first NFL start on Oct. 16 vs. Arizona, replacing an injured Lachey...Also saw extensive action in the Redskins-Cardinals rematch at Arizona on Dec. 11 when Lachey suffered a deep laceration to his leg...Played on 29 snaps in the game before spraining his right foot, an injury that kept him out of the last two regular-season games.

**COLLEGE:** Second team All-America as a senior at Temple University...Also a first team All-Big East selection...Tallied 75 knockdown blocks and more than 80 percent of the Owls' 1,257 rushing yards came through his territory...Played in every game as a sophomore and was named a second team All-Big East choice after posting 55 knockdowns...Started nine games at left tackle as a freshman and had 47 knockdown blocks, including 38 in his last six games...Redshirted as a freshman...Graduated from Temple with a degree in social administration and a master's degree in social work.

**PERSONAL:** Full name is Edward Stanton Johnson III...Was nicknamed "Tré" by his mother because he is the third person to bear that family name...Was an all-league, all-county and all-section choice as an offensive lineman at Peekskill (N.Y.) High School...Earned those same honors while handling shot put and discus duties for the track team...Has donated \$250,000 to Temple's athletic department to build a weight room for the football team...Hopes to develop a youth educational program after his NFL career...The current Tré Johnson Foundation helps less fortunate children...Participated in the 2001 Campbell's Chunky NFL Tackling Hunger Program...Agreed to complete master recordings in spring of 1999 with at least one composition for Gridiron Records for an album tentatively titled "NFL Jams"...He has a son and lives in Mitchellville, Md.

#### DID YOU KNOW?

Tré Johnson paved the way for four 1,000-yard rushing seasons during his seven years with the Washington Redskins: Terry Allen (1995, '96) and Stephen Davis (1999, 2000).

## LENOY JONES LB



**HEIGHT**

6-1

**WEIGHT**

235

**BIRTHDATE**

Sept. 25, 1974

**ACQUIRED**

ED (Ten.) – '99

**COLLEGE**

Texas Christian

**YEAR W/ BROWNS**

4th

**YEAR IN NFL**

7th

51

**GAMES PLAYED/STARTED:** 1996 (11/0); 1997 (16/0); 1998 (9/0); 1999 (16/1); 2000 (8/1); 2001 (7/1).

**CAREER TOTALS:** 67 games, 3 starts.

**CAREER TRANSACTIONS:** Signed by the Houston Oilers May 1, 1996 as a rookie free agent...Waived by Oilers Aug. 20, 1996...Signed by Oilers to practice squad Aug. 27, 1996...Signed by Oilers to 53-man roster Oct. 11, 1996...Signed by Oilers as a free agent July 22, 1998...Selected by the Cleveland Browns Feb. 9, 1999 in the 1999 NFL Expansion Draft.

**CAREER HIGHLIGHTS:** Played first NFL game at Atlanta on Oct. 13, 1996, seeing action on special teams...Recorded first career sack when he dropped Dan Marino for 8-yard loss at Miami on Sept. 7, 1997...Collected career-high 26 tackles in 1997...Made first career start at New Orleans on Oct. 31, 1999.

### SEASONAL REVIEWS

**2001:** In his third season with the Browns, began the season on the Reserve PUP list recovering from a knee injury suffered Nov. 26, 2000 and missed the first eight regular-season games...Was activated from PUP to the active roster on Nov. 9...Appeared in seven games, including one start and totaled 9 tackles, including 6 solos...Made his third career start, filling in for the injured Wali Rainer (ankle) at middle linebacker at Baltimore on Nov. 18, and matched a career-high with 7 tackles, including 5 solos...Mainly played reserve linebacker in the nickel defensive package and was a key contributor on special teams with 7 tackles...Originally placed on Reserve PUP List on Sept. 2...**Game 8 vs. Pittsburgh 11/11:** Played linebacker in the nickel defensive package...Also played on special teams with 1 tackle...**Game 9 at Baltimore 11/18:** Started at middle linebacker for the injured Wali Rainer (ankle) and matched a career-high 7 tackles, including 5 solos...Part of a defensive effort that forced 5 turnovers and allowed only 108 net yards rushing...Also played on special teams...**Game 10 vs. Cincinnati 11/25:** Inactive...**Game 11 vs. Tennessee 12/2:** Played linebacker in the nickel defensive package with 2 tackles, including one solo stop...Played on special teams with 2 tackles...**Game 12 at New England 12/9:** Played on special teams with 2 tackles...**Game 13 vs. Jacksonville 12/16:** Played on special teams with 1 tackle...**Game 14 at Green Bay 12/23:** Played on special teams...**Game 15 at Tennessee 12/30:** Inactive...**Game 16 at Pittsburgh 1/6:** Played on special teams with 1 tackle.

**2000:** Appeared in eight regular-season games, including one starting assignment at linebacker and recorded 14 tackles (11 solos)...Established a career-high with 2.5 sacks...Saw most of his action at linebacker in the dime defensive package and also was a key contributor on special teams with 13 tackles, including 9 solos...Despite missing eight games due to injury, still ranked third on the club with his 13 special teams tackles...Played his finest game at Arizona on Oct. 8 with 4 solo tackles, including 1 sack, and also made 2 key plays on special teams with a forced fumble and a recovered fumble as both plays led to TD drives for the Browns...Made his first start of the season at Pittsburgh on Oct. 22 at strongside linebacker and left the game in the first quarter (hamstring) and did not return...Recorded sacks vs. Jacksonville on Sept. 3, at Arizona on Oct. 8 and .5 sack vs. New England



LENOY JONES *continued*

on Nov. 12...On special teams, was credited with a forced fumble at Cincinnati on Sept. 10, and a forced fumble and fumble recovery at Arizona on Oct. 8...Abdominal strain suffered in Week 3 forced inactive status Weeks 4-5, and hamstring injury caused inactive status Week 7 and Weeks 9-10... Season ended Week 13 at Baltimore on Nov. 26 with a knee injury and was placed on Reserve-Injured list on Nov. 28.

**1999:** Added depth at the linebacker position and was a key contributor on special teams...Appeared in 16 regular-season games, including one start at linebacker as he totaled 19 tackles (14 solos) and 1 interception during the regular season...Ranked second on the club with 18 special teams tackles (12 solos)...Recorded first career interception at Baltimore on Sept. 26 off Ravens QB Stoney Case late in the second quarter at the Ravens 21-yard line and returned the interception 3 yards to the Ravens 18-yard line where he was tackled by Ravens receiver Qadry Ismail and fumbled which was recovered by Ravens receiver Jermaine Lewis...Replaced linebacker Jamir Miller (shoulder) in the second quarter and recorded 3 solo tackles at St. Louis on Oct. 24...Made his first start of his NFL career at right linebacker, replacing the injured Jamir Miller (shoulder) at New Orleans on Oct. 31 and recorded 5 tackles, including 3 solos...Left during the second quarter with a fractured left hand and returned in the second half...Was limited to special teams duty the following week vs. Baltimore on Nov. 7 with hand injury... Played mainly on special teams the next four consecutive weeks...Played linebacker in the season finale vs. Indianapolis and recorded a career-high 7 tackles, including 4 solos.

**1998:** In his third year with Oilers, appeared in nine games, missing almost half the season with an ankle injury...Led the Oilers with 28 tackles (14 vs. Denver) and 2 sacks for 11 yards in the pre-season... Managed 2 tackles and 9 stops on special teams during regular season...Had 1 tackle in season opener at Cincinnati on Sept. 6...Registered special teams tackle in Oilers' 13-7 loss to San Diego on Sept. 13...Recorded 1 special teams stop on Sept. 20 at New England...Made 1 tackle in a 27-22 loss vs. Jacksonville on Sept. 27...Played Oct. 11 at Baltimore...Listed as inactive in Weeks 6-9...Played on Nov. 15 vs. Pittsburgh...Listed as inactive Weeks 11-12...Recorded 1 special teams tackle on Dec. 6 vs. Baltimore...Returned to the lineup and posted 3 special teams tackles in 16-13 victory on Dec. 13 at Jacksonville...Registered 2 special teams tackles on Dec. 20 at Green Bay...Listed as inactive in season finale on Dec. 26 vs. Minnesota.

**1997:** Appeared in all 16 regular-season games for Oilers, mostly in passing situations...Collected career-high 26 tackles, along with 5 passes defended, 1 forced fumble and 1 sack...Had 5 tackles in season finale against Pittsburgh on Dec. 21...Also forced 4th quarter fumble from the Steelers' Fred McAfee...Posted 4 solo stops and broke up 2 passes against Baltimore on Sept. 21...Nailed first career sack when he dropped Dan Marino for 8-yard loss at Miami on Sept. 7...Broke up a Troy Aikman pass with six minutes remaining on fourth-and-4 at the Oiler 15 to help preserve win at Dallas on Nov. 27.

**1996:** Signed from Oilers' practice squad on Oct. 9, seeing action in 11 games on special teams and as a reserve linebacker in his rookie season...Played first NFL game at Atlanta on Oct. 13, seeing action on special teams...Led special teams in tackles with 2 solo stops on kickoff coverage...Forced wide receiver Mercury Hayes to fumble on kickoff return, which led to Oilers touchdown...Played in nickel coverage at New York Jets on Dec. 1, posting 2 solo stops and recovering fumble after bad exchange from center – the first fumble recovery of his career...Played in nickel package at Baltimore on Dec. 22 and had season-high 4 tackles...Added 1 solo tackle on special teams.

**COLLEGE:** Appeared in 44 games with 42 starts at Texas Christian...Started at three different positions (strong safety, inside and outside linebacker) for the Horned Frogs...Credited with 379 tackles, 11 sacks for 95 yards in losses, 4 interceptions, 16 passes defended, 9 forced fumbles and 3 fumble recoveries...First-Team All-Southwestern Conference choice his senior year...Led team in tackles with 92 (33 solo)...SWC Newcomer of Year, SWC Defender of the Year and Freshman All-America...Majored in social work.

## PLAYERS

### VETERANS

#### LENOY JONES *continued*

**PERSONAL:** Jones and his wife, Lajuana, live in Waco, Texas, with their sons, Lenoy Jr., Landon and Lance...Recipient of Waco Tribune's Centex High School Athlete of the Year at Groesbeck High...Three-time All-State Class AAA and All-District 18-3A pick...Recorded 338 career tackles and 13 interceptions including 4 for touchdowns...Helped lead Goats to 1991 state title as a senior...Also two-time All-District choice in basketball...Born Lenoy Jones on Sept. 25, 1974, in Marlin, Texas...Active in Fellowship of Christian Athletes programs and dedicates time to youth programs including Special Olympics, the United Way's Hometown Huddle program and Thanksgiving Turkey Giveaway to low-income residents in the Cleveland community.

#### JONES' SINGLE-GAME CAREER HIGHS

**TACKLES:** 7 vs. Indianapolis 12/26/99; at Baltimore 11/18/01

**SACKS:** 1 vs. Miami 9/7/97; vs. Jacksonville 9/3/00; at Arizona 10/8/00

**INTERCEPTIONS:** 1 at Baltimore 9/26/99

**INTERCEPTION RETURN YARDS:** 3 at Baltimore 9/26/99

**PASSES BROKEN UP:** 2 vs. Baltimore 9/21/97

#### JONES' DEFENSIVE STATISTICS

Year	TACKLES			Sacks	Int's	PBU	Fumbles	Special Teams
	Total	Solo	Asst.	No/Yds	No/Yds		Rec./For.	Tackles
1996 (Ten.)	14	12	2	0/0	0/0	0	1/1	6
1997 (Ten.)	26	21	5	1/8	0/0	5	0/1	7
1998 (Ten.)	2	2	0	0/0	0/0	0	0/0	9
1999 (Cle.)	19	14	5	0/0	1/3	0	0/0	15
2000 (Cle.)	14	11	3	2.5/13	0/0	0	0/0	13
2001 (Cle.)	9	6	3	0/0	0/0	0	0/0	7
Career	84	66	18	3.5/21	1/3	5	1/2	57

**Additional Stats:** Special teams: forced fumble at Cincinnati 9/10/00, special teams forced fumble at Arizona 10/8/00, special teams fumble recovery at Arizona 10/8/00.

## ANDRE KING **WR**



#### HEIGHT

5-11

#### WEIGHT

195

#### BIRTHDATE

Nov. 26, 1973

#### ACQUIRED

D (7b) - '01

#### COLLEGE

Miami (Fla.)

#### YEAR W/ BROWNS

2nd

#### YEAR IN NFL

2nd

# 84

**Games Played/Started:** 2001 (7/0).

**Career Games:** 7 games, 0 starts.

**Career Transactions:** Selected by the Cleveland Browns in the seventh round, 245th overall, in the 2001 NFL Draft.

#### Seasonal Reviews

**2001:** In his rookie season, appeared in seven regular-season games and made an impact late in the

ANDRE KING *continued*

season with 11 catches for 149 yards (13.5 avg.)...Also handled kickoff return duties with 14 returns for 279 yards (19.9 avg.)...Made his NFL debut vs. Seattle on Sept. 9 by playing special teams and was inactive for the next nine regular-season games...Returned to action vs. Tennessee on Dec. 2 and played on special teams...Had a career-high 4 receptions for 35 yards vs. Jacksonville on Dec. 16 by assuming the third WR duties in passing situations...Had a career-high 61 yards receiving at Tennessee on Dec. 30, including a long of 48 yards...**Game 1 vs. Seattle 9/9:** Made his NFL debut by playing on special teams, including 1 kickoff return for 21 yards...Listed as inactive for the next nine consecutive regular-season games...**Game 11 vs. Tennessee 12/2:** Played on special teams with 1 kickoff return for 27 yards...The 27-yard kickoff return marked a career high...**Game 12 at New England 12/9:** Played on special teams with 1 kickoff return for 11 yards...**Game 13 vs. Jacksonville 12/16:** Played wide receiver and had a career-high 4 receptions for 35 yards (8.8 avg.), including a long of 15 yards...Recorded his first career reception in the first quarter with a 15-yard reception...Also played on special teams with 3 kickoff returns for 59 yards (19.7 avg.), including a long of 22 yards...**Game 14 at Green Bay 12/23:** Played wide receiver and recorded 3 receptions for 43 yards (14.3 avg.), including a long of 21 yards...Also played on special teams with 3 kickoff returns for a career-high 64 yards (21.3 avg.), including a long of 25 yards...**Game 15 at Tennessee 12/30:** Played wide receiver with 3 receptions for a career-high 61 yards (20.3 avg.), including a long of 48 yards...In the second quarter, had a career-long 48-yard reception down to the Titans 2-yard line and 3 plays later RB Jamel White scored on a 1-yard TD run to give the Browns a 24-21 lead...Also played on special teams with 2 kickoff returns for 40 yards, including a long of 21 yards...Added 1 special teams tackle...**Game 16 at Pittsburgh 1/6:** Played wide receiver with 1 reception for 10 yards...Also played on special teams with 3 kickoff returns for 57 yards (19.0 avg.), including a long of 25 yards.

**COLLEGE:** Originally signed with the University of Michigan in 1993, but was then selected in the second round by the Atlanta Braves baseball organization...Played at four different levels in the minor league system for Atlanta, Cincinnati and Tampa Bay before quitting baseball to return to football...Valuable slot receiver as a "coach on the field" for his knowledge of the game and maturity...Played in 41 games for the Hurricanes, earning four starting assignments...Finished his career with 64 receptions for 834 yards (13.0 avg.) and 3 touchdowns...As a senior, a recipient of the Dale Melching Leadership Award, given annually to the Hurricane player that is voted the team's top leader by the coaching staff...Played in ten games, starting vs. McNeese State and Syracuse when Miami opened with a three-receiver formation...Finished with 11 catches for 151 yards (13.7 avg) and 1 touchdown...As a junior, Academic All-Big East Conference selection...Caught 20 passes for 220 yards (11.0 avg.) and 1 touchdown and added 154 yards on 9 kickoff returns (17.1 avg.)...As a sophomore, played in every game, starting the final two contests vs. Syracuse and UCLA at split end for an injured Reggie Wayne...Caught a career-high 28 passes for 397 yards (14.2 avg.) and 1 touchdown...In a game vs. Rutgers with both receiver (King) and quarterback (Kenny Kelly) playing together two years earlier as members of the Tampa Bay Devil Rays minor league organization, it was only fitting that King's first touchdown (30 yards) would come on a pass from Kelly, finishing the day with 4 catches for 60 yards and 1 solo tackle...As a freshman, appeared in eight games as a reserve split end, catching 5 passes for 66 yards (13.2 avg.).

**PERSONAL:** All-state and all-county selection as a split end at Stranahan (Ft. Lauderdale, Fla.) High School...Caught 25 passes for 700 yards and 4 touchdowns as a senior...Also lettered in baseball, batting .492 with 7 home runs and 30 stolen bases his senior season... Signed a National Letter of Intent with Michigan out of high school before opting to pursue Major League Baseball career...Selected in the second round of the 1993 Major League Baseball amateur draft by the Atlanta Braves...Played with four different minor league clubs over five seasons, including teams in the Atlanta, Cincinnati and Tampa Bay organizations...Business management major...Married Jessica Vogel on Nov. 29, 1997...The couple has one daughter, Alanna, 1...Son of Rudolph and Cynthia King...Born Andre Omar King on Nov. 26, 1973...Resides in Ft. Lauderdale, Fla.

# PLAYERS

## VETERANS

**ANDRE KING** *continued*

### KING'S RECEIVING SINGLE-GAME CAREER HIGHS

**RECEPTIONS:** 4 vs. Jacksonville 12/16/01

**RECEIVING YARDS:** 61 at Tennessee 12/30/01

**LONG RECEPTION:** 48 at Tennessee 12/30/01

**KICKOFF RETURNS:** 3 vs. Jacksonville 12/16/01; at G.B. 12/23/01; at Pittsburgh 1/6/02

**KICKOFF RETURN YARDS:** 64 at Green Bay 12/23/01

**LONGEST KICKOFF RETURN:** 27 vs. Tennessee 12/2/01

### KING'S RECEIVING STATISTICS

Year	No.	Yds.	Avg.	Long	TD
2001 (Cle.)	11	149	13.5	48	0
Career	11	149	13.5	48	0

### KING'S CAREER SPECIAL TEAMS STATISTICS

Year	PUNT RETURNS						KICKOFF RETURNS					Special Teams Tackles	
	No.	FC	Yds.	Avg.	Long	TD	No.	FC	Yds.	Avg.	Long		TD
2001 (Cle.)	0	-	0	0.0	0	0	14	-	279	19.9	27	0	2
Career	0	-	0	0.0	0	0	14	-	279	19.9	27	0	2

## RYAN KUEHL DT



#### HEIGHT

6-5

#### WEIGHT

290

#### BIRTHDATE

Jan. 18, 1972

#### ACQUIRED

FA - '99

#### COLLEGE

Virginia

#### YEAR W/ BROWNS

4th

#### YEAR IN NFL

6th

# 97

**GAMES PLAYED/STARTED:** 1996 (3/0); 1997 (12/5); 1998 (0/0); 1999 (16/0); 2000 (16/0); 2001 (16/0).

**CAREER TOTALS:** 63 games, 5 starts.

**CAREER TRANSACTIONS:** Signed as a free agent by the San Francisco 49ers April 26, 1995...Released by San Francisco Aug. 21, 1995...Signed to the 49ers practice squad Aug. 29, 1995...Released from the 49ers practice squad Jan. 13, 1996...Signed by the Washington Redskins as a free agent on Feb. 20, 1996...Waived by Washington Aug. 25, 1998...Signed by Washington to their practice squad Aug. 27, 1996...Signed to the Redskins 53-man active roster Oct. 19, 1996...Released by Washington Nov. 6, 1996...Signed by Washington to their practice squad Nov. 8, 1996...Signed to the Redskins 53-man active roster Dec. 12, 1996...Signed by Washington as a free agent March 10, 1997...Released by Washington Aug. 24, 1997...Signed by Washington as a free agent Sept. 9, 1997...Waived by Washington Aug. 30, 1998...Signed by the Cleveland Browns as a free agent Feb. 11, 1999.

**CAREER HIGHLIGHTS:** Made his NFL debut against Buffalo on Nov. 3, 1996...Started first NFL game at Chicago Nov. 2, 1997.

### SEASONAL REVIEWS

**2001:** In his third season with the Browns, appeared in all 16 regular-season games and handled long

**RYAN KUEHL** *continued*

snapping duties on special teams...Added 9 special teams tackles, including 6 solos...Had a season-high 2 special teams tackles vs. Cincinnati on Nov. 25.

**2000:** Handled long snapper duties for all 16 regular-season games...Added 12 special teams tackles and 1 forced fumble...Had a season-high 3 special teams tackles at Baltimore on Nov. 26...Credited with a forced fumble on special teams at Denver on Oct. 15.

**1999:** Played in all 16 games for the first time in his career primarily as a long snapper and on special teams units.

**1998:** Participated in the Redskins training camp...Waived Aug. 30 by Washington.

**1997:** When the Redskins opened their season in Carolina, Kuehl was helping coach at his high school alma mater, Walt Whitman (Potomac, Md.) High School, until the Redskins called on Sept. 9...Kuehl had been one of the final cuts in training camp, but he went on to play in 12 regular-season games, including five starting assignments...In his second career start vs. Detroit, stopped Barry Sanders for a 2-yard loss, and batted Frank Reich's pass at the line, which resulted in an interception...Finished the season with 19 tackles, including 10 solos, and 2 tackles for loss...Contributed 3 batted passes and 5 quarterback hurries...Top performances came on Nov. 16 at Dallas and on Dec. 21 vs. Philadelphia with 6 tackles in each game.

**1996:** Activated to Redskins active roster on Oct. 20 vs. N.Y. Giants...Saw first action of the season on Nov. 3 at Buffalo...Returned to the practice squad for five weeks, before being promoted to the active roster in Week 15...Was inactive for the final two weeks of the regular season.

**1995:** Spent the year on the 49ers practice squad.

**COLLEGE:** A four-year letterwinner for the Cavaliers, established a career-high in tackles (53) and assists (31), while playing in all 11 games as a senior in 1994...Named second team All-ACC his senior year...As a junior, started 10 games and recorded 49 tackles.

**PERSONAL:** Attended Walt Whitman (Potomac, Md.) High School, where he was a prep All-America selection as a senior...Avid golfer...Member of Congressional Country Club, which hosted two United States Open tournaments...During the offseasons, pursues his MBA at American University in Washington, D.C...Resides in Washington, D.C...Participates in hospital visits to cancer patients at the Cleveland Clinic Radioecology, supports charitable events such as the Make-A-Wish Celebrity Waiter dinner and serves dinners to homeless at the St. Augustine Soup Kitchen...Married to the former Kimberly Dunham.

**KUEHL'S SINGLE-GAME CAREER HIGHS**

**TACKLES:** 6 at Dallas 11/16/97; vs. Philadelphia 12/21/97

**KUEHL'S DEFENSIVE STATISTICS**

Year	TACKLES			Sacks	Int's	PBU	Fumbles	Special Teams
	Total	Solo	Asst.	No/Yds	No/Yds		Rec./For.	Tackles
1996 (Was.)	0	0	0	0/0	0/0	0	0/0	0
1997 (Was.)	19	12	7	0/0	0/0	0	0/0	0
1998	Did Not Play							
1999 (Cle.)	0	0	0	0/0	0/0	0	0/0	3
2000 (Cle.)	0	0	0	0/0	0/0	0	0/0	12
2001 (Cle.)	0	0	0	0/0	0/0	0	0/0	9
Career	19	12	7	0/0	0/0	0	0/0	24

## KENARD LANG DE



**HEIGHT**

6-3

**WEIGHT**

285

**BIRTHDATE**

Jan. 31, 1975

**ACQUIRED**

UFA (Was.) - '02

**COLLEGE**

Miami (Fla.)

**YEAR W/ BROWNS**

1st

**YEAR IN NFL**

6th

**96**

**GAMES PLAYED/STARTED:** 1997 (12/11); 1998 (16/16); 1999 (16/9); 2000 (16/0); 2001 (16/16).

**CAREER TOTALS:** 76 games, 52 starts.

**CAREER TRANSACTIONS:** Originally selected in the first round, 17th overall, by the Washington Redskins in the 1997 NFL Draft...Signed as an unrestricted free agent by the Cleveland Browns on March 5, 2002.

**CAREER HIGHLIGHTS:** Registered 283 total tackles, 18.5 sacks, 26 passes defended, 7 forced fumbles and 6 fumble recoveries in five seasons with the Redskins...Named NFC Defensive Player of the Week after recording 7 tackles, 3 sacks and 1 forced fumble vs. the New York Jets on Sept. 26, 1999...Had career-high 7 sacks in 1998.

### SEASONAL REVIEWS

**2001:** Started all 16 games for the Redskins...Recorded starts at defensive tackle and his natural position of defensive end...Tallied career-high 77 tackles on the season, which ranked fifth on the team...Tied for third on the Redskins squad with 4 sacks...Led the club with 28 yards for loss on sacks...Posted 4 tackles for loss, 1 interception, 4 passes defended, 2 forced fumbles, 2 fumble recoveries and 15 quarterback pressures...Ranked fourth on the team in pressures and tied for first in fumble recoveries.

**2000:** Appeared in all 16 contests in a reserve role at defensive end and tackle...Had 21 tackles (16 solos), 3 sacks, 1 forced fumble, 1 fumble recovery and 4 passes defended...Registered at least 1 tackle in 13-of-16 games...Had season-high 3 tackles at New York Giants in Week 4 and vs. Pittsburgh in Week 15...Also recorded 1 sack of Giants' QB Kerry Collins in Week 4...Made a spectacular play vs. the Ravens in Week 7 by sacking Tony Banks after losing his helmet at the line of scrimmage...Part of Redskins defensive effort that limited Baltimore to just 199 total yards of offense...Recorded 1 sack and 1 forced fumble vs. Arizona in Week 10...Also had 2 passes defended in the season finale against Arizona.

**1999:** Started at defensive end in the first nine games of the season...Saw action in all 16 regular-season contests...Totaled 57 tackles (36 solos), 6 sacks, 2 forced fumbles and 1 fumble recovery...His 6 sacks ranked third on the team...Had his best performance in Week 3 vs. the New York Jets, which led him to being named NFC Defensive Player of the Week...Posted 7 tackles, 3 sacks and 1 forced fumble vs. the Jets...His 3 sacks established a career best in a game...His forced fumble vs. the Jets proved to seal the game for the Redskins, as they ran out the clock soon afterwards...Had 4 tackles, 2 for loss, and a season-high 6 quarterback pressure vs. Carolina in Week 4...During Week 6 vs. Dallas, he had 6 tackles, 1 quarterback pressure and 1 pass deflected...Collected 1 tackle, 1 forced fumble, 2 passes defended and 2 pressures in Week 16 vs. Miami.

**1998:** Started all 16 games at defensive end...Made 76 tackles (56 solos) on the year...Had a team-high 3 forced fumbles...Ranked second on the squad with 7 sacks and 20 quarterback pressures...

**KENARD LANG** *continued*

Was third on the team with 9 passes defended...Also saw limited action on special teams...In Week 6 vs. Philadelphia, he had 6 tackles and recorded his first sack of the season...Had 5 tackles, 2 pressures and 2 passes defended in Week 8 vs. New York Giants...Had 6 tackles, 1 sack and 1 forced fumble in Week 9 vs. Arizona...During a Week 10 victory over Philadelphia, he totaled 8 tackles, 4 pressures, 2 sacks and 1 forced fumble...Had 7 tackles, 3 pressures and 1 sack in Week 12 vs. Oakland...Recorded 7 tackles, 2 passes defended, 2 pressures and 1 sack vs. Tampa Bay in Week 15.

**1997:** Played in 12 games with 11 starting assignments...Missed five games of the season with a severe inner ear infection that required surgery and a lengthy hospital stay...Had 8 tackles, 4 pressures, 1 pass defended and 1 fumble recovery against the New York Giants...Two weeks later, he had 5 tackles, 5 pressures, 2 batted passes and .5 sack against Arizona...Had 8 tackles against the N.Y. Giants in Week 15...Tallied 7 tackles and .5 sack in Week 16 vs. Philadelphia.

**COLLEGE:** Started every game at right defensive end as a junior at Miami (Fla.)...Led the squad with 11.5 sacks...Also made a team-high 7 tackles for loss...Registered 66 tackles and 2 forced fumbles...As a sophomore, he tallied 73 tackles, 3.5 sacks and 4 tackles for loss...Started nine games as a freshman en route to being named Big East Rookie of the Year...Posted 51 tackles, 8 sacks and 1 interception during his freshman campaign...Was redshirted during his first year.

**PERSONAL:** Named first team All-America by *Football News* and *SuperPrep* following his senior season at Maynard Evans (Orlando, Fla.) High School...Also named to the *Blue Chip Illustrated* Dream Team...Also averaged 38.7 yards on 23 punts as a senior...Three-year starter in basketball and baseball...Played seven games on Miami's baseball team in 1995 and was 43rd round draft choice of the Chicago White Sox in 1995...Spends time mentoring and coaching elementary school students during the offseason...Enjoys traveling and fishing...Resides in Ocoee, Fla.

**LANG'S SINGLE-GAME CAREER HIGHS**

**TACKLES:** 13 at New York Giants (10/7/01)

**SACKS:** 3 vs. New York Jets (9/26/99)

**INTERCEPTIONS:** 1 vs. Carolina (10/21/01)

**FORCED FUMBLES:** 1, seven times, last vs. Philadelphia (12/16)

**LANG'S DEFENSIVE STATISTICS**

Year	TACKLES			Sacks No/Yds	Int's No/Yds	PBU	Fumbles Rec./For.	Special Teams Tackles
	Total	Solo	Asst.					
1997 (Was.)	52	35	17	1.5/11	0/0	4	2/1	0
1998 (Was.)	76	58	18	7/25	0/0	9	0/3	0
1999 (Was.)	57	43	14	6/35	0/0	5	1/0	0
2000 (Was.)	21	16	5	3/33	0/0	4	1/1	0
2001 (Was.)	77	56	21	4/28	1/14	4	2/2	0
Career	283	208	75	18.5/99	1/14	26	6/7	0

**DID YOU KNOW?**

Only one player in Browns history—former quarterback Bernie Kosar—has worn jersey number 19 in a regular season game. Kosar, who wore number 20 in college, switched to 19 with the Browns and played in Cleveland from 1985-93.

EARL LITTLE DB



HEIGHT  
6-1  
WEIGHT  
198  
BIRTHDATE  
March 10, 1973  
ACQUIRED  
W (N.O.) – '99  
COLLEGE  
Miami (Fla.)

YEAR W/ BROWNS  
4th  
YEAR IN NFL  
5th

20

**GAMES PLAYED/STARTED:** 1998 (16/0); 1999 (10/0); 2000 (16/0); 2001 (16/16).

**CAREER TOTALS:** 58 games, 16 starts.

**CAREER TRANSACTIONS:** Signed by the Miami Dolphins as a rookie free agent April 24, 1997...Waived by Miami Aug. 24, 1997...Signed by Miami to practice squad Aug. 26, 1997...Waived from Miami practice squad Aug. 29, 1997...Signed to the New Orleans Saints practice squad Oct. 1, 1997...Claimed off waivers by the Cleveland Browns on Oct. 26, 1999.

**CAREER HIGHLIGHTS:** Established a career-high 105 tackles, 5 interceptions and started all 16 regular-season games for the Browns in 2001...Recorded his first career interception, picking off Mark Brunell of the Jacksonville Jaguars on Dec. 19, 1999.

SEASONAL REVIEWS

**2001:** Had a career year for the Browns as he ranked second on the club with 5 interceptions and third with 105 tackles, including 62 solos, and started all 16 regular-season games at strong safety for the first time in his NFL career...His 105 tackles and 5 interceptions were also career highs...Registered a career-high 12 tackles at Cincinnati on Oct. 14...Added his first career sack vs. Baltimore on Oct. 21 on 7-yard sack of Ravens QB Elvis Grbac...Recorded an interception vs. Seattle on Sept. 9; vs. Detroit on Sept. 23; at Chicago on Nov. 4; at New England on Dec. 9 and at Tennessee on Dec. 30...**Game 1 vs. Seattle 9/9:** Made his first career NFL start at strong safety and registered 4 tackles (3 solos) 1 TFL and 1 interception...Recorded his third career interception in the first quarter on a pass by Seahawks QB Matt Hasselbeck intended for RB Ricky Watters at the Seattle 47-yard line and returned the ball 9 yards to the Seahawks 38-yard line...Also played on special teams...**Game 2 vs. Detroit 9/23:** Started at strong safety and recorded 4 tackles (1 solo), 1 interception and 1 pass defensed...Recorded his second interception of the season late in the third quarter on a pass from Lions QB Ty Detmer at the Cleveland 45-yard line...Part of a defensive effort that posted 7 interceptions, tying a club record (Dec. 11, 1960 vs. Chicago Bears), and a total exceeded only eight times in NFL history...Also played special teams...**Game 3 at Jacksonville 9/30:** Started at strong safety with 6 solo tackles...Part of the defensive secondary which limited the Jacksonville offense to 161 net yards passing...**Game 4 vs. San Diego 10/7:** Started at strong safety and tied for second on the club with 8 tackles (5 solos) and 1 pass defensed...Part of the defensive secondary that limited the Chargers to 143 net passing yards and 269 total net yards...**Game 5 at Cincinnati 10/14:** Started at strong safety and was second on the club with 12 tackles (7 solos) and 2 tackles for loss...His 12 tackles marked a career high...**Game 6 vs. Baltimore 10/21:** Started at strong safety and led the club with 11 tackles (3 solos) and 1 sack for 14 yards...Added his first career sack in the third quarter with a 14-yard sack of Ravens QB Elvis Grbac on a third-and-7 play to force the Ravens to punt...Part of a defensive effort that held the Ravens to 208 net passing yards and forced 7 sacks, 2 interceptions and 1 fumble on the afternoon...**Game 7 at Chicago 11/4:** Started at strong safety and recorded 7 tackles (3 solos) and 1 interception...Added his third interception of the year, and fifth of his career, in the first quarter on



EARL LITTLE *continued*

a pass from Bears QB Shane Matthews intended for WR David Terrell which was tipped at the line by Browns DT Gerard Warren and intercepted by Little at the Cleveland 29-yard line...Part of a defensive effort that forced 3 interceptions, 3 fumbles (1 recovered), 5 sacks and 11 passes defended...**Game 8 vs. Pittsburgh 11/11:** Started at strong safety and recorded 4 tackles, including 1 solo stop... Left the game in the second quarter with a concussion and did not return...**Game 9 at Baltimore 11/18:** Started at strong safety with 6 tackles (5 solos) and 1 pass defended...Part of a defensive effort that forced 5 Ravens turnovers and only 108 net yards rushing...**Game 10 vs. Cincinnati 11/25:** Started at strong safety and ranked second on the club with 9 tackles (6 solos) and 1 pass defended... Part of a defensive effort that limited the Bengals to 191 net yards of offense and forced 6 defensive turnovers, 3 sacks and recorded the club's first shutout since Sept. 18, 1994 (32-0 vs. Arizona)...**Game 11 vs. Tennessee 12/2:** Started at strong safety and recorded 3 solo tackles...**Game 12 at New England 12/9:** Started at strong safety and recorded 6 tackles, including 1 tackle for loss, 1 quarterback pressure and 1 interception for 9 yards...Recorded his fourth interception of the year, and sixth of his career, in the third quarter on a pass from Patriots QB Tom Brady at the New England 46-yard line and returned 9 yards to the New England 37-yard line, which set up a Browns 39-yard FG...Part of a defensive effort that limited the Patriots to 290 net yards, including 81 net yards rushing, forced 3 sacks and 2 interceptions...**Game 13 vs. Jacksonville 12/16:** Started at strong safety and recorded 7 tackles, including 5 solo stops...Part of a defensive effort that created 8 sacks, 3 turnovers (2 interceptions, 1 fumble recovery) and allowed only 282 net yards of offense...**Game 14 at Green Bay 12/23:** Started at strong safety and recorded 7 tackles, including 5 solos...**Game 15 at Tennessee 12/30:** Started at strong safety and recorded 3 solo tackles and 1 interception for 15 yards...Recorded his fifth interception of the year, and seventh of his career, in the second quarter on a pass from RB Mike Green intended for WR Derrick Mason at the Browns 39-yard line and returned 15 yards to the Tennessee 46-yard line...**Game 16 at Pittsburgh 1/6:** Started at strong safety and recorded 7 tackles, including 5 solo stops.

**2000:** Appeared in all 16 regular-season games and recorded 37 tackles (27 solos), 3 passes defended and 1 interception...Played safety in the dime package and was also a key contributor on special teams with 9 tackles...Had an interception off QB Akili Smith at Cincinnati on Sept. 10...In three consecutive weeks, recorded a season-high 5 tackles at Denver on Oct. 15; at Pittsburgh on Oct. 22 and vs. Cincinnati on Oct. 29.

**1999:** Played in 10 regular-season games, including nine for the Browns, where he saw reserve action at the safety position in the dime package as he totaled 8 tackles (6 solos) and 1 interception and also contributed on special teams with 6 special teams tackles (3 solos)...Began the season with New Orleans and was inactive for the first four regular-season games...Played in one game for New Orleans on Oct. 17 vs. Tennessee on special teams...Released by New Orleans on Oct. 23 and claimed by the Browns off waivers on Oct. 26...In first game with the Browns in Week 8, played against his former team at New Orleans on Oct. 31 on special teams...Added 3 tackles at Cincinnati on Dec. 12...Saw his most action vs. Jacksonville on Dec. 19 as he played secondary in the dime package with 1 solo tackle and 1 interception and also played special teams...Recorded his first career interception on a pass from Jaguars QB Mark Brunell intended for WR Alvis Whitted...Had a season-high 4 tackles vs. Indianapolis on Dec. 26 as he played secondary in the dime package.

**1998:** Saw action in all 16 games on the season with no defensive stats...Majority of action came on special teams...Finished third on the Saints with 12 special teams tackles (11 solos).

**1997:** Was signed to the Dolphins practice squad on Aug. 26 and waived Aug. 29...Signed to the Saints practice squad Oct. 1, where he spent the remainder of the season.

**COLLEGE:** Played four years, three-year starter, for the Miami Hurricanes after transferring from Michigan in January 1993...Started all 11 games at cornerback his senior year, compiling 61 tackles, 2 interceptions and 7 passes defended, and was named All-Big East in 1995 and '96.

# PLAYERS

## VETERANS

### EARL LITTLE *continued*

**PERSONAL:** Earned all-state honors at North Miami Senior High School...Is a native of Miami...Super Prep All-America...Ranked second among defensive backs in the nation behind Bobby Taylor...Led team with 10 interceptions and 2 punt returns for TDs...Has two daughters: Tia and Ashley...Has shown his community commitment by lending support to several charitable organizations, including the Holiday Blitz for Kids, a Christmas toy drive and the Giant Eagle Jr. Training Table, a school assembly stressing the importance of healthy eating and physical fitness.

### LITTLE'S SINGLE-GAME CAREER HIGHS

**TACKLES:** 12 at Cincinnati 10/14/01

**SACKS:** 1 vs. Baltimore 10/21/01

**INTERCEPTIONS:** 1 seven times, latest: at Tennessee 12/30/01

**INTERCEPTION RETURN YARDS:** 15 at Tennessee 12/30/01

**PASSES BROKEN UP:** 1 seven times, latest: vs. Cincinnati 11/25/01

### LITTLE'S DEFENSIVE STATISTICS

Year	TACKLES			Sacks No/Yds	Int's No/Yds	PBU	Fumbles Rec./For.	Special Teams Tackles
	Total	Solo	Asst.					
1998 (N.O.)	0	0	0	0/0	0/0	0	0/0	12
1999 (N.O./Cle.)	8	6	2	0/0	1/0	0	0/0	6
2000 (Cle.)	37	27	10	0/0	1/7	3	0/0	9
2001 (Cle.)	105	66	39	1/14	5/33	4	0/0	0
Career	150	99	51	1/14	7/40	7	0/0	27

### LITTLE'S 2001 GAME-BY-GAME DEFENSIVE STATISTICS

Date/Opponent	TACKLES			Sacks No/Yds	Int's No/Yds	PBU	Fumbles Rec./For.	TFL
	Total	Solo	Asst.					
9/9 vs. Sea.	4	3	1	0/0	1/9	0	0/0	0
9/23 vs. Det.	5	2	3	0/0	1/0	1	0/0	1
9/30 @ Jac.	6	6	0	0/0	0/0	0	0/0	0
10/7 vs. S.D.	8	5	3	0/0	0/0	1	0/0	0
10/14 @ Cin.	12	9	3	0/0	0/0	0	0/0	2
10/21 vs. Bal.	11	3	8	1/14	0/0	0	0/0	0
11/4 @ Chi.	7	3	4	0/0	1/0	0	0/0	0
11/11 vs. Pit.	4	1	3	0/0	0/0	0	0/0	0
11/18 @ Bal.	6	5	1	0/0	0/0	1	0/0	0
11/25 vs. Cin.	9	6	3	0/0	0/0	1	0/0	0
12/2 vs. Ten.	3	3	0	0/0	0/0	0	0/0	0
12/9 @ N.E.	6	2	4	0/0	1/9	0	0/0	1
12/16 vs. Jac.	7	5	2	0/0	0/0	0	0/0	0
12/23 @ G.B.	7	5	2	0/0	0/0	0	0/0	0
12/30 @ Ten.	3	3	0	0/0	1/15	0	0/0	0
1/6 @ Pit.	7	5	2	0/0	0/0	0	0/0	0
Totals	105	66	39	1/14	5/33	4	0/0	4

CLEVELAND  
BROWNS  
COM

**DAYLON MCCUTCHEON CB**

YEAR W/ BROWNS

4th

YEAR IN NFL

4th

HEIGHT

5-10

WEIGHT

185

BIRTHDATE

Dec. 9, 1976

ACQUIRED

D (3a) - '99

COLLEGE

Southern California

**33****GAMES PLAYED/STARTED:** 1999 (16/15); 2000 (15/15); 2001 (16/15).**CAREER TOTALS:** 47 games, 45 starts.**CAREER TRANSACTIONS:** Selected by the Cleveland Browns in the third round, 62nd overall, of the 1999 NFL Draft.**CAREER HIGHLIGHTS:** Returned an interception 32 yards for a TD at Jacksonville on Sept. 30, 2001... Established a career-high 4 interceptions in 2001... Had a career-high 4 sacks and 3 forced fumbles for the Browns in 2000... Made his first NFL start at right corner Sept. 19, 1999 at Tennessee and recorded a career-high 11 tackles, including 8 solos.**SEASONAL REVIEWS**

**2001:** Started 15-of-16 contests at right corner and ranked third on the club with 4 interceptions for 62 yards and 8 passes defended... Totaled 70 tackles (55 solos), 2 sacks for 7 yards and 2 forced fumbles... Found the end zone for the first time in his NFL career with an interception returned 32-yards for a TD at Jacksonville on Sept. 30... Had a season-high 10 tackles (8 solos) at Chicago on Nov. 4... Recorded 2 interceptions in one game for the first time in his career vs. Cincinnati on Nov. 25 with both interceptions coming in the fourth quarter off Bengals QB Scott Mitchell... Had interceptions vs. Seattle on Sept. 9; at Jacksonville on Sept. 30 and 2 vs. Cincinnati on Nov. 25... Added 2 sacks vs. Jacksonville on Dec. 16 for 7 yards... Recorded a fumble recovery at Cincinnati on Oct. 14 and vs. Cincinnati on Nov. 25... **Game 1 vs. Seattle 9/9:** Started at right corner and was tied for second on the club with 7 tackles (5 solos) and 1 interception... Recorded his third career interception late in the fourth quarter on a pass from Seattle QB Matt Hasselbeck intended for WR Koren Robinson at the Browns 34-yard line... **Game 2 vs. Detroit 9/23:** Started at right corner and had 6 solo tackles... **Game 3 at Jacksonville 9/30:** Started at right corner with 3 tackles (1 solo), 1 interception and 2 passes defended... Made the defensive play of the game with 35 seconds remaining in regulation as he stepped in front of a pass from Jaguars QB Jonathan Quinn intended for WR Keenan McCardell, intercepting the pass and returning it 32 yards for a touchdown and a Browns 23-14 win... The interception was his second of the season and fourth of his career and it marked his first interception returned for a TD... His 2 passes defended matched a career-high... Part of a defensive secondary which limited the Jacksonville offense to 161 net yards passing... **Game 4 vs. San Diego 10/7:** Started at right corner and recorded 1 solo tackle... Part of the defensive secondary that limited the Chargers to 143 net passing yards and 269 total net yards... **Game 5 at Cincinnati 10/14:** Started at right corner with 6 tackles (5 solos), 1 pass defended and 1 forced fumble... **Game 6 vs. Baltimore 10/21:** Started at right corner and had 2 solo tackles and 1 pass defended... Part of a defensive effort which held the Ravens to 208 net yards passing and forced 7 sacks, 2 interceptions and 1 fumble on the afternoon... **Game 7 at Chicago 11/4:** Started at right corner and ranked third on the club with 10 tackles, including 8 solos... His 10 tackles marked season high... Part of a defensive effort that forced 3 interceptions, 3 fumbles (1 recovered), 5 sacks and 11 passes defended...

## PLAYERS VETERANS

### DAYLON MCCUTCHEON *continued*

**Game 8 vs. Pittsburgh 11/11:** Started at right corner and recorded 8 tackles, including 7 solos, and 1 pass defended...Made a key play in the third quarter when he assisted on a tackle with DB Corey Fuller on Steelers RB Amos Zereoue from behind on a 62-yard pass to the Browns 2-yard line to stop a TD and on the next play Browns DE Tyrone Rogers forced a fumble on QB Kordell Stewart in the end zone out of bounds giving the Browns the ball on a touchback...**Game 9 at Baltimore 11/18:** Started at right corner and recorded 3 tackles, 1 quarterback pressure on Ravens QB Elvis Grbac and 1 pass defended...Left the game late in the second quarter (ankle) and did not return...Part of a defensive effort that forced 5 Ravens turnovers and only 108 net yards rushing...**Game 10 vs. Cincinnati 11/25:** Started at right corner with 3 tackles (2 solos), 1 tackle for loss, 2 interceptions for 30 yards and 1 forced fumble...Added 2 interceptions in the fourth quarter to mark a career-high and increased his totals to 4 interceptions on the year and 6 in his career...In the fourth quarter, intercepted a pass by Bengals QB Scott Mitchell intended for WR Chad Johnson at the Bengals 43-yard line and returned it 14 yards to the Cincinnati 29-yard line and the Browns scored a FG seven plays later to take a 15-0 lead...Also in the fourth quarter, intercepted a pass by Mitchell intended for WR Danny Farmer at the Bengals 36-yard line and returned it 16 yards to the Cincinnati 20-yard line and the Browns scored a FG four plays later to take a 18-0 lead...In the second quarter forced a fumble on Bengals WR Peter Warrick at the Cincinnati 48-yard line and was recovered by DB Corey Fuller...Part of a defensive effort that limited the Bengals to 191 net yards of offense and forced 6 defensive turnovers, 3 sacks and recorded the club's first shutout since Sept. 18, 1994 (32-0 vs. Arizona)...**Game 11 vs. Tennessee 12/2:** Started at right corner with 4 tackles, including 3 solo, and one pass defended...**Game 12 at New England 12/9:** Started at right corner with 2 solo tackles...Left the game in the first quarter with a right ankle sprain and did not return...**Game 13 vs. Jacksonville 12/16:** Played right corner with an injured right ankle and recorded 4 tackles, including 3 solos, and 2 sacks for 7 yards...Recorded 2 sacks in the second quarter on Jaguars QB Mark Brunell with a 7 yard loss and a no gain...His 2 sacks marked a career high...Part of a defensive effort that created 8 sacks, 3 turnovers (2 interceptions, 1 fumble recovery) and allowed only 282 net yards of offense...**Game 14 at Green Bay 12/23:** Started at right corner with 2 tackles (1 solo) and 1 pass defended...**Game 15 at Tennessee 12/30:** Started at right corner and recorded 4 solo tackles...**Game 16 at Pittsburgh 1/6:** Started at right corner and added 5 tackles, including 4 solo stops.

**2000:** In second season with the Browns, started 15 games at right corner and totaled 65 tackles (44 solos)...Recorded a career-high 4 sacks for 24 yards and led the club with 3 forced fumbles...Also had 1 interception for 20 yards and 5 passes defended...Recorded 1 sack at Pittsburgh on Oct. 22; vs. Cincinnati on Oct. 29; at Tennessee on Nov. 19; and vs. Philadelphia on Dec. 10...Led the club with 3 forced fumbles: vs. Pittsburgh on Sept. 17; vs. Cincinnati on Oct. 29; and at Tennessee on Nov. 19...Had 1 interception at Tennessee on Nov. 19 off Titans QB Steve McNair for a 20-yard return...Had a season-high 9 tackles vs. Jacksonville, including 6 solo tackles...Had one of his best games of the season at Tennessee on Nov. 19 despite leaving the game in the second quarter with a concussion where he added 1 interception, 1 sack of Titans QB Steve McNair and 1 forced fumble as the Browns defense forced the Titans to turn the ball over a season-high 7 times...Inactive Week 13 at Baltimore on Nov. 26 with a concussion which snapped a streak of 27 consecutive starts dating back to Sept. 19, 1999.

**1999:** Appeared in 16 regular-season games, including 15 starts, and ranked fifth on the club with 88 tackles (68 solos, 20 assists)...Also recorded 1 sack for 8 yards, 1 interception (12 yards) and 8 passes defended...Beat out starter Antonio Langham at right corner Week 2 and remained the starter throughout the regular season...In his first NFL start Week 2 at Tennessee on Sept. 19, recorded a career-high 11 tackles, including 8 solos...Recorded his first career interception on Sept. 26 at Baltimore off Ravens QB Stoney Case...Recorded his first career sack on Nov. 7 vs. Baltimore on an 8-yard sack on Ravens QB Tony Banks...Recorded passes broken up at Baltimore on Sept. 26; vs. New England on Oct. 3; at St. Louis on Oct. 24; 2 at New Orleans on Oct. 31; at Pittsburgh on Nov. 14; at Cincinnati on Dec. 12; and vs. Indianapolis on Dec. 26.

DAYLON MCCUTCHEON *continued*

**COLLEGE:** Started his final 39 games at Southern California...During his collegiate career, played 48 games with 42 starts with 187 tackles (164 solos), 1 fumble recovery, 2 forced fumbles, 46 passes broken up and 10 interceptions for 189 yards...Following his senior year, named All-America second team pick by *The Sporting News & Football News*, adding third team honors from the *Associated Press*...All-Pac 10 Conference first team choice...Semifinalist for the Jim Thorpe Award...Started every game at strongside cornerback...Recorded 44 tackles (37 solos) with 3 stops for losses of 5 yards...Deflected 15 passes and intercepted 3 others for 64 yards in returns...Added 254 yards on 10 kickoff returns (25.4 avg)...Junior year, named *Football News* All-America honorable mention and an All-Pac-10 honorable mention... Lined up at strongside cornerback, recording 45 tackles (40 solos) with 4 stops for losses of 6 yards...Deflected 7 passes and intercepted 2 others...Caught 3 passes for 41 yards (13.7 avg) and rushed 3 times for 26 yards (8.7 avg), including 1 touchdown...Returned 9 kickoffs for 168 yards (18.7 avg)...Sophomore year, named *Football News* All-America honorable mention...All-Pac-10 first team pick...Made 48 tackles (42 solos) with 3 stops for losses of 5 yards...Deflected 14 passes and had 3 interceptions for 34 yards in returns...Added 71 yards on 3 kickoff returns (23.7 avg)...As a freshman, named All-Pac-10 Conference honorable mention...Finished fourth on the team with 50 tackles (45 solos)... Deflected 10 passes and intercepted 2 others...In his first game as a Trojan, he returned an interception 35 yards for a touchdown (it was the first scoring pick by a true freshman at USC since Jason Oliver did it twice in 1990).

**PERSONAL:** Hosts an annual event, "Holiday Blitz for Kids", to collect toys and raise money for children during the Christmas season, and lends support to several charitable organizations, including the Taste of the NFL, and The Cleveland Browns Foundation...As a high school senior halfback and safety at Bishop Amat La Puente, Calif.) High School, earned numerous local and national honors, including *USA Today* All-USA (and California MVP), Parade, *Super Prep* National MVP, *Blue Chip Illustrated* Elite 22, College Sports, Schutt Scholastic Coach and National Prep Poll All-America selections...Added *Dallas Morning News* National Top 100, *Super Prep* All-Farwest, *Blue Chip* All-Western, *Long Beach Press-Telegram* Best in the West first team, *Tacoma News Tribune* Western 100, *Student Sports* All-State MVP, Coaches Poll All-State MVP, *Long Beach Press-Telegram* All-State, All-CIF Southern Section first team, All-CIF Division I MVP and *Los Angeles Times* All-San Gabriel Valley first team honors...In his final season, he ran for a school-record 2,456 yards on 269 carries (9.1 avg.) with 33 touchdowns (including 10 scores of 50-plus yards)...Ran for 100 yards in all 14 games in that year, including 4 200-yard contests...Also caught 21 passes, returned a punt for a score and returned kicks...On defense, he made 8 interceptions, returning 2 for scores, and recorded 56 tackles...As a junior, he played wide receiver and safety...Caught 35 passes for 780 yards (22.3 avg.) and 11 touchdowns...Also had 60 tackles with 5 interceptions...Wide receiver and safety as a sophomore...Named to the All-CIF Division I first team as he caught 29 passes for 690 yards (23.8 avg.) with 5 scores and intercepted 2 passes...Also performed as a sprinter on the track team...Sociology major at Southern California...Father, Lawrence, was an all-pro running back with the Los Angeles Rams (1972-79), Denver Broncos (1980) and Buffalo Bills (1981) who set the since-broken Rams career rushing record (6,186 yards), led the Rams in rushing five times and played in Super Bowl XIV (he has been a scout with the Rams since 1982)...Born Dec. 9, 1976 to Deborah Sterling...Married to wife, Shawna...Resides in Rowland Heights, Calif.

## MCCUTCHEON'S SINGLE-GAME CAREER HIGHS

**TACKLES:** 11 at Tennessee 9/19/99

**SACKS:** 2 vs. Jacksonville 12/16/01

**INTERCEPTIONS:** 2 vs. Cincinnati 11/25/01

**INTERCEPTION RETURN YARDS:** 32t at Jacksonville 9/30/01

**PASSES BROKEN UP:** 2 at New Orleans 10/31/99; at Jacksonville 9/30/01

**DEFENSIVE SCORES:** 1; 32-yd INT return TD at Jacksonville 9/30/01

## PLAYERS VETERANS

**DAYLON MCCUTCHEON** *continued*

### MCCUTCHEON'S DEFENSIVE STATISTICS

Year	TACKLES			Sacks No/Yds	Int's No/Yds	PBU	Fumbles Rec./For.	Special Teams Tackles
	Total	Solo	Asst.					
1999 (Cle.)	88	68	20	1/8	1/12	8	0/0	0
2000 (Cle.)	65	44	21	4/24	1/20	5	0/3	0
2001 (Cle.)	70	56	14	2/7	4/62	8	0/2	0
Career	223	168	55	7/39	6/94	21	0/5	0

### MCCUTCHEON'S 2001 GAME-BY-GAME DEFENSIVE STATISTICS

Date/Opponent	TACKLES			Sacks No/Yds	Int's No/Yds	PBU	Fumbles Rec./For.	TFL
	Total	Solo	Asst.					
9/9 vs. Sea.	7	5	2	0/0	1/0	0	0/0	0
9/23 vs. Det.	6	6	0	0/0	0/0	0	0/0	0
9/30 @ Jac.	3	1	2	0/0	1/32t	2	0/0	0
10/7 vs. S.D.	1	1	0	0/0	0/0	0	0/0	0
10/14 @ Cin.	6	5	1	0/0	0/0	1	0/1	0
10/21 vs. Bal.	2	2	0	0/0	0/0	1	0/0	0
11/4 @ Chi.	10	8	2	0/0	0/0	0	0/0	0
11/11 vs. Pit.	8	7	1	0/0	0/0	1	0/0	0
11/18 @ Bal.	3	1	2	0/0	0/0	1	0/0	0
11/25 vs. Cin.	3	3	0	0/0	2/30	0	0/1	1
12/2 vs. Ten.	4	3	1	0/0	0/0	1	0/0	0
12/9 @ N.E.	2	2	0	0/0	0/0	0	0/0	0
12/16 vs. Jac.	4	3	1	2/7	0/0	0	0/0	0
12/23 @ G.B.	2	1	1	0/0	0/0	1	0/0	0
12/30 @ Ten.	4	4	0	0/0	0/0	0	0/0	0
1/6 @ Pit.	5	4	1	0/0	0/0	0	0/0	0
Totals	70	56	14	2/7	4/62	8	0/2	1

## ALVIN MCKINLEY DT



#### HEIGHT

6-3

#### WEIGHT

292

#### BIRTHDATE

June 9, 1978

#### ACQUIRED

FA - '01

#### COLLEGE

Mississippi State

#### YEAR W/ BROWNS

2nd

#### YEAR IN NFL

3rd

# 70

**GAMES PLAYED STARTED:** 2000 (7/0); 2001 (7/0).

**CAREER GAMES:** 14 games, 0 starts.

**CAREER TRANSACTIONS:** Originally selected by the Carolina Panthers in the fourth round, 120th overall, of the 2000 NFL Draft...Waived by Carolina on Aug. 28, 2001...Claimed off waivers by the Cleveland Browns on Aug. 29, 2001...Waived by Cleveland on Sept. 2, 2001...Signed by Cleveland to practice squad on Sept. 3, 2001...Signed by Cleveland to active roster on Oct. 9, 2001.

**SEASONAL REVIEWS**

**2001:** Added depth to the defensive line after being claimed off waivers from Carolina and ended up appearing in 7 games with 12 tackles, including 8 solos...Spent the first four weeks of the season on the practice squad before signing to the active roster on Oct. 9...Was inactive or did not play in three of his first four games before playing in six of the final eight games of the regular season...Played defensive tackle in the defensive line rotation with 2 tackles at Baltimore on Nov. 18 and vs. Tennessee on Dec. 2...Added 3 tackles and 1 QB pressure at Green Bay on Dec. 23...In the season finale, had a season-high 4 tackles and a QB pressure at Pittsburgh on Jan. 6.

**2000:** Played in seven games and was inactive for nine contests...Had 17 total tackles from his defensive tackle position...Saw his first NFL action on Sept. 10 against San Francisco and registered 3 tackles...Followed up in the next game against Atlanta on Sept. 17 with 2 tackles...Suffered a sprained MCL in his left knee during the fourth quarter of contest on Sept. 17...Missed next eight games due to the injury...Returned to notch 1 tackle against Green Bay on Nov. 27...Tied for team lead in stops against Kansas City on Dec. 10 with 4 tackles...Had season-high 5 tackles against San Diego on Dec. 17.

**COLLEGE:** A junior college transfer to Mississippi State...Had 91 total tackles, including 10 for loss, 1 fumble recovery, 2 sacks and 10 quarterback pressures...Started 11-of-12 games at nose guard as a senior in 1999 with 56 tackles, 2 sacks, 1 fumble recovery and 5 quarterback pressures...Had career-high 10 tackles against Alabama during his senior campaign...Played in all 12 games for the Bulldogs in his junior season and accounted for 35 tackles, 6 tackles for loss and 5 quarterback pressures...In his sophomore season at Holmes (Miss.) Community College, he recorded 100 tackles, including 26 for loss...Saw action in four contests as a freshman at Holmes.

**PERSONAL:** Helped lead his team to two Mississippi state high school championships as he played on offense and defense of both teams...Registered 10 sacks during his senior season...Also played wide receiver where he caught 20 balls for 288 yards and 9 touchdowns...His brother, Dennis, was selected as a fullback in the sixth round of the 1999 NFL Draft by the Arizona Cardinals...Full Name: Alvin Jerome McKinley.

**MCKINLEY'S SINGLE-GAME CAREER HIGHS**

**TACKLES:** 5 vs. San Diego 12/17/00

**MCKINLEY'S DEFENSIVE STATISTICS**

Year	TACKLES			Sacks No/Yds	Int's No/Yds	PBU	Fumbles Rec./For.	Special Teams Tackles
	Total	Solo	Asst.					
2000 (Car.)	17	11	6	0/0	0/0	0	0/0	0
2001 (Cle.)	12	8	4	0/0	0/0	0	0/0	0
Career	29	19	10	0/0	0/0	0	0/0	0



**RICHARD MERCIER OL**



**HEIGHT**  
6-2  
**WEIGHT**  
295  
**BIRTHDATE**  
May 13, 1975  
**ACQUIRED**  
W - '01 (G.B.)  
**COLLEGE**  
Miami (Fla.)

**YEAR W/ BROWNS**  
2nd  
**YEAR IN NFL**  
3rd

**62**

**GAMES PLAYED/STARTED:** 2000 (0/0); 2001 (0/0).

**CAREER TRANSACTIONS:** Originally selected by the Baltimore Ravens in the 5th round, 148th overall, of the 2000 NFL Draft...Waived by Baltimore on Aug. 26, 2000...Signed to the Ravens practice squad on Aug. 29, 2000...Signed to the Denver Broncos 53-man active roster on Nov. 15, 2000...Released by Denver on Dec. 21, 2000...Claimed off waivers by Green Bay on Dec. 22, 2000...Released by Green Bay on Aug. 28, 2001...Claimed off waivers by the Cleveland Browns on Aug. 29, 2001...Waived by Cleveland on Sept. 2, 2001...Signed by Cleveland to the practice squad on Sept. 3, 2001...Signed by Cleveland to the active roster on Oct. 2, 2001.

**SEASONAL REVIEWS**

**2001:** Began the season with Green Bay in training camp and was claimed by Cleveland the final week of training camp...Spent the first three weeks of the regular season on the Browns practice squad before joining the active roster early in October, replacing injured RG Tré Johnson on the roster...Was listed as inactive the next 13 regular-season games.

**2000:** Participated on the Ravens practice squad for the first 11 weeks of the regular season...Signed by Denver to the 53-man active roster on Nov. 15...Was inactive for the Broncos next five contests...Released by Denver on Dec. 21 and claimed by Green Bay...Inactive for the Packers in their season finale with Tampa Bay.

**COLLEGE:** Was a four-year starter (1995-99) at University of Miami...Granted a medical redshirt year in 1997 after he tore the ACL in his left knee in the season opener against Baylor...Played left guard his final three years after starting out as a right guard in 1995 as a freshman...Started 47 career games for the Hurricanes...Was a first team All America pick of *The Sporting News* as a senior...Received second team recognition from the *Associated Press* and *Football News*...Earned first team All-Big East honors in 1998 and 1999...Was voted as one of five permanent team captains before his junior season...Earned bachelor's degrees in both accounting and finance.

**PERSONAL:** Born May 13, 1975 in Montreal, Quebec, Canada...Was an all-league and two-time All-Provincial defensive lineman at Vanier College in Montreal...Earned two varsity letters each in football and skiing...Rated as one of Canada's top 10 tacklers during his senior year of high school...Was ranked as the Number-two high school prospect in Canada by All-Star Recruiting...Selected to the 1993 Provincial Quebec All-Star team...Additionally, he was a member of the Quebec Elite Mogul Ski Team...Ranked fifth nationally at the 1994 Canadian Junior Mogul Ski Championships held at Banff, Alberta...Full Name: Richard Mark Mercier...Mercier is single and resides in Miami, Fla.



**ARNOLD MILLER DE****YEAR W/ BROWNS**

4th

**YEAR IN NFL**

4th

**HEIGHT**

6-3

**WEIGHT**

255

**BIRTHDATE**

Jan. 3, 1975

**ACQUIRED**

FA - '99

**COLLEGE**

Louisiana State



98

**GAMES PLAYED/STARTED:** 1999 (9/0); 2000 (13/0); 2001 (0/0).**CAREER TOTALS:** 22 games, 0 starts.**CAREER TRANSACTIONS:** Signed by the Cleveland Browns as rookie free agent on April 23, 1999.**CAREER HIGHLIGHTS:** Matched a career-high 3 solo tackles vs. Tennessee on Dec. 17, 2000...Made Browns roster in 1999 as a rookie free agent, appearing in his first NFL game on Sept. 12, 1999 against the Pittsburgh Steelers...Recorded his first career sack when he dropped St. Louis Rams QB Kurt Warner for 11 yards on Oct. 24, 1999.**SEASONAL REVIEWS****2001:** Missed the entire season after suffering a foot injury in training camp...Placed on Reserve-Injured List on Aug. 28.**2000:** In second year with Browns, appeared in 13 games at right defensive end with 9 solo tackles and also added 7 tackles on special teams...Added 1.5 sacks for 11.5 yards with 1 sack vs. Jacksonville on Sept. 3 and 0.5 sack vs. Philadelphia on Dec. 10...Matched a career-high 3 solo tackles vs. Tennessee on Dec. 17...Had a quarterback pressure at Cincinnati on Sept. 10...Added 2 solo tackles at Denver on Oct. 15...Had 1 tackle and 1 quarterback pressure at Pittsburgh on Oct. 22...Missed three consecutive games, Weeks 10-12, with an ankle injury...Returned to the lineup at Baltimore on Nov. 26 and added 1 special teams tackle...Added 1 solo tackle at Jacksonville on Dec. 3...Had a 0.5 and contributed with 2 tackles on special teams vs. Philadelphia on Dec. 10...Finished the regular season with a career-high 3 solo tackles vs. Tennessee on Dec. 17.**1999:** First-year undrafted rookie free agent earned a roster spot during training camp...Played in nine regular-season games and finished the season with 13 tackles (11 solos)...Had consecutive weeks with career-high 3 tackles, including at Jacksonville on Oct. 17 and at St. Louis on Oct. 24...Registered his first career sack at St. Louis on Oct. 24 with a 3-yard sack of Rams QB Kurt Warner...Appeared in his first NFL game vs. Pittsburgh on Sept. 12 and played right defensive end with 2 solo tackles and blocked an extra point attempt in the fourth quarter...Added a quarterback pressure at Tennessee on Sept. 19...Had 1 tackle at Baltimore on Sept. 26...Had 2 tackles vs. Cincinnati on Oct. 10...Had a career-high 3 tackles at Jacksonville on Oct. 17...Matched his career-high the following week at St. Louis on Oct. 24 with 3 solo tackles and recorded his first career-sack of Rams QB Kurt Warner for a 3-yard sack...Added 1 solo tackle vs. Baltimore on Nov. 7 and at Pittsburgh on Nov. 14...Listed as inactive the final six weeks of the regular season, Weeks 11-16.**COLLEGE:** Four-year letterman and two-year starter...Career totals included 44 games, 21 starts, 91 total tackles, 63 solos, 23 tackles for losses (95 yards), 11 sacks (69 yards), 3 forced fumbles and 1 recovered fumble...Started 11 games as senior at right outside linebacker and totaled 33 tackles, 21 solos, 10 tackles for losses, 5 sacks and 1 forced fumble...Saw action in 11 games with 10 starts at left defen-

## PLAYERS VETERANS

### ARNOLD MILLER *continued*

sive end as junior and recorded 21 tackles, 18 solos, 8 tackles for loss and 5 sacks...Saw reserve action in 11 games as sophomore and totaled 25 tackles, 14 solos, 3 tackles for losses, 1 forced fumble and 1 recovered fumble...Saw reserve action in 11 games as freshman and posted 12 tackles, 10 solos, 2 tackles for loss, 1 sack and 1 forced fumble...Majored in communications.

**PERSONAL:** Born Jan. 3, 1975, in New Orleans, La....Recently completed his final course at Kent State University to earn his degree in kinesiology from LSU...Active in his participation within Cleveland community by donating his time with the United Way's Hometown Huddle program, building a home with Habitat For Humanity, participating in the Cleveland Browns Thanksgiving Turkey Giveaway to area residents and spending time with children by visiting Ronald McDonald House and Rainbow Babies and Children's Hospital...Attended George Washington Carver (La.) High School...He and his wife, Cordia, have a son, Wellington...Resides in Olmsted Falls, Ohio.

### MILLER'S SINGLE-GAME CAREER HIGHS

**TACKLES:** 3 at St. Louis 10/24/99; vs. Tennessee 12/17/00

**SACKS:** 1 at St. Louis 10/24/99; vs. Jacksonville 9/3/00

### MILLER'S DEFENSIVE STATISTICS

Year	TACKLES			Sacks	Int's	Fumbles Rec./For.	Special Teams Tackles
	Total	Solo	Asst.	No/Yds	No/Yds		
1999 (Cle.)	13	11	2	1/3	0/0	0/0	3
2000 (Cle.)	9	9	0	1.5/11.5	0/0	0/0	7
2001 (Cle.)	Injured-Reserve						
Career	22	20	2	2.5/14.5	0/0	0/0	10

**Additional Stats:** Blocked Kicks: 1 (PAT) vs. Pittsburgh 9/12/99

## JAMIR MILLER LB



#### HEIGHT

6-5

#### WEIGHT

255

#### BIRTHDATE

Nov. 19, 1973

#### ACQUIRED

UFA (Ari.) - '99

#### COLLEGE

UCLA

#### YEAR W/ BROWNS

4th

#### YEAR IN NFL

9th

# 95

**GAMES PLAYED/STARTED:** 1994 (16/0); 1995 (10/9); 1996 (16/16); 1997 (16/16); 1998 (16/16; 2/2); 1999 (15/15); 2000 (16/16); 2001 (16/16).

**CAREER TOTALS:** 121 games, 104 starts.

**POSTSEASON TOTALS:** 2 games, 2 starts.

**CAREER TRANSACTIONS:** Originally selected by the Arizona Cardinals in the first round, 10th overall, of the 1994 NFL Draft...Signed by the Cleveland Browns as an unrestricted free agent May 13, 1999.

**CAREER HIGHLIGHTS:** Named to the Pro Bowl in 2001 after posting 114 tackles and 13 sacks for the Browns...Owns eight-year totals of 842 tackles and 36 quarterback sacks...Recorded his first career NFL interception at Tennessee on Nov. 19, 2000 in the first quarter on a pass from Titans QB Steve McNair...Started entire 1996 season with Arizona at right outside linebacker, finishing fourth on the team with

JAMIR MILLER *continued*

115 combined tackles...Breakout season in 1998 with team-best 150 tackles (87 solos), 3 quarterback sacks and 2 fumble recoveries...Scored first NFL touchdown on lateral vs. Washington Dec. 15, 1996 as Miller rumbled the final 26 yards into the end zone.

## SEASONAL REVIEWS

**2001:** Named to his first career Pro Bowl and tied for first in the AFC and tied for fifth in the NFL with 13 sacks (72 yards) and totaled 114 tackles (75 solos), 31 QB pressures, 1 interception, 3 forced fumbles and 2 passes defended...Became the first Browns player to lead the AFC in sacks since sacks became an official NFL stat in 1982...His 13 sacks more than doubled his previous best career seasonal totals (5.5-49.5 yards in 1997)...Ranked second on the team in tackles (114) and solo tackles (75) and ranked third in pressures (31)...His 3 sacks of QB Mark Brunell on Dec. 16 vs. Jacksonville were a career single-game best...Named to the *Associated Press*, *Sports Illustrated*, *Pro Football Weekly*, *Football Digest* all-pro teams...Named by the Cleveland chapter of the PFWA as the MVP...Started all 16 regular-season games with 14 starts at strongside linebacker and 2 starts at right defensive end...Had a season-high 11 tackles (10 solos) at Chicago on Nov. 4...Recorded 10 or more tackles four times during the season: 10 at Cincinnati on Oct. 14, 11 at Chicago on Nov. 4, 10 vs. Pittsburgh on Nov. 11 and 10 at New England on Dec. 9...Added his second career interception vs. Detroit on Sept. 23...Recorded four multiple sack games: 2 vs. Seattle on Sept. 9, 2 at Jacksonville on Sept. 30, 2 at New England on Dec. 9 and 3 vs. Jacksonville on Dec. 16...**Game 1 vs. Seattle 9/9:** Started at strongside linebacker with 5 tackles (2 solos), 2 sacks for 8 yards, 2 quarterback pressures and 1 pass defended...His first quarter sack of Seattle QB Matt Hasselbeck for a 5-yard loss came on a second-and-10 play at midfield...His second quarter sack for a 3-yard loss forced a fourth down at the Seattle 48-yard line...**Game 2 vs. Detroit 9/23:** Started at strongside linebacker and tied for second on the club with 7 tackles (5 solos), 1 tackle for loss, 2 quarterback pressures on Lions QB Ty Detmer and 1 interception...Recorded an interception in the third quarter on a pass from Lions QB Ty Detmer on a pass intended for TE David Sloan at the Detroit 34-yard line, on the next play Couch completed a 34-yard TD to WR Quincy Morgan...Part of a defensive effort that posted 7 interceptions, tying a club record (Dec. 11, 1960 vs. Chicago Bears), and a total exceeded only eight times in NFL history...**Game 3 at Jacksonville 9/30:** Started at strongside linebacker and was tied for fourth on the club with 6 tackles (3 solos), 2 sacks for 9 yards and 3 quarterback pressures...His first sack came in the first quarter on Jaguars QB Jonathan Quinn on a third-and-15 play for a 4-yard loss forcing the Jaguars to punt...His second sack came in the second quarter on Jacksonville QB Mark Brunell on a third-and-13 play for a 5-yard loss forcing the Jaguars to punt...His 2 sacks marked the second time during the 2001 season to record 2 sacks...Part of a defensive effort that limited Jacksonville to 98 net yards rushing and 259 net yards of offense...**Game 4 vs. San Diego 10/7:** Started at strongside linebacker and was tied for second on the club with 8 tackles (3 solos) and 2 tackles for loss...Added 1 sack for 6 yards and 3 quarterback pressures...Recorded 1 sack on Chargers QB Doug Flutie in the second quarter for a 6 yard loss...Part of the defensive that limited the Chargers to 269 total net yards...**Game 5 at Cincinnati 10/14:** Started at strongside linebacker and was third on the club with 10 tackles, including 7 solo tackles...**Game 6 vs. Baltimore 10/21:** Started at strongside linebacker with 7 tackles (5 solos), 1 tackle for loss, 1 quarterback sack for 14 yards and 1 forced fumble...Made the key defensive play of the game in the third quarter with a sack on Ravens QB Elvis Grbac for a 14-yard loss and forced the fumble, which was recovered by DE Greg Spires at the Ravens 36-yard line and on the next play; Browns QB Tim Couch connected with WR Quincy Morgan for a 36-yard TD pass...Part of a defensive effort that limited the Ravens to 208 yards net passing, forced 7 sacks, 2 interceptions and 1 fumble in the Browns' 24-14 win...**Game 7 at Chicago 11/4:** Started at strongside linebacker and ranked second on the club with 11 tackles (9 solos) and 2 tackles for loss...His 11 tackles were a season high...In the first quarter on two separate occasions, stopped Bears RB Anthony Thomas for a 1-yard tackle for loss...Part of a defensive effort that forced 3 interceptions, 3 fumbles (1 recovered), 5 sacks and 11 passes defended...**Game 8 vs. Pittsburgh 11/11:** Started at strongside linebacker and ranked third on the club with 10 tackles (6 solos) and 1 tackle for loss, 1 forced fumble, 1 sack for 3 yards and 2 quarterback pressures on Steelers QB Kordell Stewart...Recorded his seventh sack of the season in the fourth quarter on a 3-yard sack on a passing play from Steelers WR Hines

## PLAYERS VETERANS

### JAMIR MILLER *continued*

Ward...**Game 9 at Baltimore 11/18:** Started at strongside linebacker and was tied for second on the club with 7 tackles (5 solos), 1 tackle for loss, 1 sack for 8 yards and 8 quarterback pressures on Ravens QB Elvis Grbac...Recorded his eighth sack of the year in the fourth quarter on an 8-yard sack of Ravens QB Elvis Grbac on a third-and-15 play at the Baltimore 32-yard line forcing the Ravens to punt...Part of a defensive effort that forced 5 Ravens turnovers and allowed only 108 net yards rushing...**Game 10 vs. Cincinnati 11/25:** Started at strongside linebacker with 6 solo tackles, 3 quarterback pressures and 1 pass defended...Part of a defensive effort that limited the Bengals to 191 net yards of offense and forced 6 defensive turnovers, 3 sacks and recorded the club's first shutout since Sept. 18, 1994 (32-0 vs. Arizona)...**Game 11 vs. Tennessee 12/2:** Started at strongside linebacker and tied for second on the club with 8 tackles (7 solos) and 1 quarterback pressure on Titans QB Steve McNair...**Game 12 at New England 12/9:** Made his 100th career start...Started at strongside linebacker and tied for club lead with 10 tackles (4 solos), 1 tackle for loss and 2 sacks for 4 yards...Recorded his first sack in the third quarter as he sacked Patriots QB Tom Brady at the Browns 30-yard line for a 4-yard loss forcing a fourth-down play as the Patriots missed a 48-yard FG attempt...Added his second sack of the day in the fourth quarter as he sacked Brady on a third-and-six play from the New England 48-yard line forcing the Patriots to punt...Part of a defensive effort that limited the Patriots to 290 net yards, including 81 net yards rushing, and forced 3 sacks and 2 interceptions...**Game 13 vs. Jacksonville 12/16:** Started at right defensive end, moving from his usual strongside linebacker position, and recorded a career-high 3 sacks...Added 7 tackles (6 solos), 3 sacks for 20 yards and 2 quarterback pressures...Had his first sack on Jaguars QB Mark Brunell in the second quarter for a 3-yard loss on a third-and-two play forcing Jacksonville to punt...Added a 7-yard sack in the second quarter, forcing a third-and-17 situation...Also had a sack in the fourth quarter for a 6-yard loss on a third-and-four play from the Browns 17-yard line, forcing a FG situation...Part of a defensive effort that created 8 sacks, 3 turnovers (2 interceptions, 1 fumble recovery) and allowed only 282 net yards of offense...**Game 14 at Green Bay 12/23:** Started at right defensive end in place of the injured DE Courtney Brown...Recorded 4 tackles (3 solos) and 1 tackle for loss...Also added 1 quarterback pressure on Packers QB Brett Favre...**Game 15 at Tennessee 12/30:** Started at strongside linebacker and recorded 4 tackles, (2 solos), 2 quarterback pressures on Titans QB Steve McNair and 1 forced fumble...In the second quarter forced a fumble by Titans RB Eddie George at the Tennessee 14-yard line that was recovered by S Devin Bush and the Browns capitalized with a K Phil Dawson 30-yard FG and a 17-14 lead...**Game 16 at Pittsburgh 1/6:** Started at strongside linebacker and recorded 3 tackles, including 1 tackle for loss, and 2 quarterback pressures.

**2000:** In second season with the Browns, started 16 games, 12 games at strongside and six games at weakside linebacker, and ranked second on the club with 108 tackles, including 80 solos...Also ranked second on the club with 5 sacks for 43 yards and added 1 interception, 11 QB pressures and 6 passes defended...Had a season-high 11 solo tackles, tied a career-high with 2 sacks for 8 yards and 2 passes defended at Cincinnati on Sept. 10...Also recorded 10 solo tackles at Arizona on Oct. 8...Recorded his first career NFL interception at Tennessee on Sept. 19 in the first quarter on a pass from Titans QB Steve McNair...Recorded sacks in the following games: 2 at Cincinnati on Sept. 10; 1 at Pittsburgh on Oct. 22; 1 vs. N.Y. Giants on Nov. 5; 0.5 vs. New England on Nov. 12 and 0.5 vs. Philadelphia on Dec. 10.

**1999:** Started 15 regular-season games at the right linebacker position in the Browns 4-3 defensive scheme and ranked second on the team with 147 total tackles (107 solos) and led the team in total tackles on seven different occasions...Also ranked second on club with 4.5 sacks for 24.0 yards, was tied for fourth with 10 quarterback hits and added 2 passes defended...Recorded eight games with 10 or more tackles and reached a career-high 14 tackles 3 times...Established a career-high 14 tackles, 11 solos, at Baltimore on Sept. 26 and added 2 quarterback hits on Ravens QB Stoney Case...Left the game in the second quarter with a left shoulder sprain at St. Louis on Oct. 24...Was listed as inactive at New Orleans on Oct. 31 with the shoulder injury...Returned to action vs. Baltimore on Nov. 7 and led the team with 8 tackles...Led the team and tied his career-high with 14 tackles, 10 solos vs. Carolina on Nov. 21...Reached the 14-tackle plateau again vs. Jacksonville on Dec. 19 as his 14 tackles, 11 solos, tied his career-high and marked the third-time in 1999 he reached the 14 tackle mark.

**1998:** Cardinals leading tackler despite playing final 13 games and playoffs with dislocated left wrist...

JAMIR MILLER *continued*

Shouldered much of the defensive load during second half of season after Pro Bowl defensive tackle Eric Swann was limited to action in only first seven games due to knee injury...Opened season at Dallas on Sept. 6 with 6 tackles, 2 hurries and batted away a pass...Collected 11 overall tackles at Seattle on Sept. 13, recovered a fumble after Eric Swann sacked Seahawk passer Warren Moon and later nailed Moon on a sack for 8-yard loss in third quarter...Collected 6 tackles, forced a fumble by Eagle running back Duce Staley and recorded a hurry in 17-3 win over Philadelphia on Sept. 20 in home opener before leaving game with dislocated bone in left wrist...Though he practiced on limited basis entire week due to left hand/wrist in cast, played entire game at St. Louis on Sept. 27 in valiant fashion with 9 combined stops in 20-17 victory...Led defense with outstanding effort vs. Oakland on Oct. 4 with 13 tackles, 1 sack, forced Raider passer Donald Hollas to cough up the ball in third quarter, and batted down 2 passes...Led defense at New York Giants on Oct. 18 with 11 tackles...Registered 10 tackles overall in 17-15 win at Detroit on Nov. 1...Registered 5 solo stops and 2 assists vs. Washington on Nov. 8, along with a hurry and tackled Redskin passer Trent Green for an 8-yard loss after the quarterback caught his own pass attempt that was batted into the air by Cardinals linebacker Tony McCombs in 29-27 win...Double-digit effort again vs. Dallas on Nov. 15 with 13 combined stops...In return match with Washington on Nov. 22, recorded 6 tackles, 2 pressures and a key sack in second quarter that pushed Redskins back to 34-yard line as resulting Cary Blanchard 52-yard field goal fell just short in 45-42 win...Active outing at Kansas City on Nov. 29 with 4 solo stops, 6 assists and got to Chief passer Rich Gannon a combined 5 times (3 hurries, 2 hits)...Held defense together at Philadelphia on Dec. 13 with 4 solo tackles, 4 assists, 1 stop for loss and batted down a pass...Impressive effort in 19-17 win over New Orleans on Dec. 20 with team-high 13 tackles, including 8 solos, 5 assists, 1 stop for loss, batted down a pass and recovered a fumble after teammate Patrick Sapp blind-sided Saint passer Kerry Collins in third quarter as Cards turned the possession into a touchdown and 13-10 advantage...Active game in season finale win over San Diego on Dec. 27 in both run support and passing game with 9 tackles, 1 hurry and batted down 2 passes...Paced a high-strung and energized Card defense in Wild Card playoff at Dallas on Jan. 2, 1999 with 12 solo tackles, 3 assists, 1 stop for loss and 2 quarterback sacks in 20-7 victory...Came free and nailed Dallas passer Troy Aikman for 10-yard loss on fourth-and-1 play in fourth quarter...Earlier in third period, made huge play with his first sack, this time with Dallas at the Cardinal 35-yard line to push ball back to the 41-yard line and eventually force a Cowboy punt...Posted 9 tackles and batted down 1 pass in divisional playoff loss at Minnesota on Jan. 10, 1999.

**1997:** Blossomed into complete linebacker in fourth season with 139.5 tackles (63.5 solos), 5.5 quarterback sacks, 11 quarterback hurries, 6 tackles for loss, 6 passes defended and 1 forced fumble...Consistency was his trademark with either a sack, tackle for loss, quarterback hurry or pass defended in 14-of-16 games...Moved from right side to left linebacker as replacement for departed Seth Joyner (Green Bay)...Opened season with 13 tackles, 1 sack and 1 tackle for loss at Cincinnati on Aug. 31...6 tackles and a hurry and forced Cowboy passer Troy Aikman into intentional grounding penalty in second quarter on second-and-four play, helping to force a punt in 25-22 overtime win in home opener against Dallas on Sept. 7...Active game at Washington on Sept. 14 with 3 solo tackles, 5 assists, 1 tackle for loss, 1 sack and 1 deflected pass...In one series, nailed running back Terry Allen for a 1-yard loss on first down, broke up a pass on second down, then sacked Redskin passer Gus Frerotte on third down...Led defense with 11 tackles and batted down a pass at Tampa Bay on Sept. 28...9 combined tackles, sacked Viking passer Brad Johnson and forced a fumble in another solid all-round effort vs. Minnesota on Oct. 5...8 tackles and 2 hurries at Philadelphia on Oct. 19, including a pressure in the first quarter that resulted in Eagle passer Rodney Peete hurrying his throw as Simeon Rice made a diving interception...10 tackles vs. Tennessee on Oct. 26, including a shared sack with tackle Eric Swann and 1 solo sack of Oiler passer Steve McNair in second half for 10-yard loss...6 overall stops in 31-21 win over Philadelphia on Nov. 2...9 tackles at Dallas on Nov. 9, including his fifth sack of the season and batted away a pass...6 tackles and 2 hurries at New York Giants on Nov. 16...Active day with 10 tackles and batted down 2 passes in coverage schemes in 16-13 victory at Baltimore on Nov. 23...11 combined stops, including 1 for loss, and flushed Washington passer Gus Frerotte out of the pocket numerous times vs. Washington on Dec. 7...6 tackles, a hurry and a stop for loss at New Orleans on Dec. 14...Team-best 13 tackles, his seventh double-digit game of the season, in season-ending 29-26 win over Atlanta on Dec. 21.

## PLAYERS VETERANS

### JAMIR MILLER *continued*

**1996:** Installed as starting outside linebacker from outset of season...Recorded 53 solo tackles and 62 assists...Also added 1 sack, 3 pressures, 3 tackles for loss, 4 passes defended, 1 fumble recovery and 1 forced fumble...Scored first NFL touchdown on lateral from Swann vs. Washington on Dec. 15... Swann had returned a Washington fumble 11 yards...Miller rumbled the final 26 yards into the end zone...9 tackles and deflected a pass in opener at Indianapolis on Sept. 1...6 tackles and a sack of Dolphin passer Dan Marino vs. Miami on Sept. 8...10 tackles in 28-14 win at New Orleans on Sept. 22... 5 stops and a fumble recovery the next week to aid a 31-28 overtime thriller over St. Louis on Sept. 29...9 tackles each of the next two weeks at Dallas on Oct. 13 and in 13-9 win over Tampa Bay on Oct. 20...12 tackles, a hurry and a tackle for loss at New York Giants on Nov. 3...5 tackles, knocked down a pass and stripped Redskin running back Terry Allen of the ball as Cardinals converted possession into 3-0 lead in first quarter of 37-34 overtime win at Washington on Nov. 10...7 tackles in consecutive wins vs. New York Giants on Nov. 17 and Philadelphia on Nov. 24...Only 1 assist vs. Washington on Dec. 15...10 tackles and a pair of pressures in season finale at Philadelphia on Dec. 22.

**1995:** Started nine of 10 games...33.5 solo stops and 17 assists for 50.5 combined tackles plus 1 sack... Missed first four games of the season while serving league-imposed suspension...5.5 tackles, 1 hurry and 2 tackles for loss vs. Kansas City on Oct. 1 in first action of the season...7.5 tackles at New York Giants on Oct. 8...7 stops, forced a fumble and returned another 26 yards in 20-14 overtime win against Seattle on Oct. 29...8 combined tackles and his second fumble recovery vs. Minnesota on Nov. 12...7.5 tackles, including 2 for losses, along with a sack and recovery of a blocked field goal vs. the New York Giants on Nov. 30...Played most of the first half at San Diego on Dec. 9 with 4 tackles, a hurry and a pass deflection before suffering an ankle injury that landed him on the injured reserve list for the rest of the season.

**1994:** Ended rookie season with 18 tackles, 3 sacks, 10 hurries and 3 tackles for loss...Finished with a flurry of production in season finale at Atlanta on Dec. 24 with 4 tackles, 5 hurries, 2 sacks, 1 forced fumble and 2 tackles for loss...Closed season with team-high 20 tackles on special teams...3 solo tackles in opener at the Los Angeles Rams on Sept. 4, including 1 sack to force a punt with nine minutes remaining when he ran down Ram quarterback Chris Miller from behind...3 stops late in the game at Cleveland on Sept. 18...Provided 1 tackle and a hurry in 17-7 win over Minnesota on Oct. 2...Came off the bench in fourth quarter for injured starter Seth Joyner (ankle) vs. Pittsburgh on Oct. 30 and combined 5 tackles and 1 hurry with 2 stops on kickoff coverage in 20-17 overtime win...With Wilber Marshall (ankle) inactive, provided constant pressure on Falcon passers Bobby Hebert and Jeff George in extended action at Atlanta on Dec. 24...Cardinals first-round pick (10th overall) after declaring for the NFL Draft after his junior season.

**COLLEGE:** Collected numerous All-America honors at UCLA in 1993...Finalist for Dick Butkus Award given annually to the nation's top linebacker...69 tackles, 12.5 sacks and 18 tackles for loss in final collegiate season for Bruins.

**PERSONAL:** Has done extensive work in the community, thus was selected by his teammates as the 2000 recipient of the Ed Block Courage Award, an annual recognition to the athlete who exemplifies the qualities of courage, compassion, commitment and community service...*Kaleidoscope Magazine* honored Miller to their 40/40 Club, an annual award to forty top professionals who have made an impact in their community...Nominated for *The Sporting News* "Good Guy" award...Initiated a program called 'Jamir's Achievement Makers' (J.A.M.) to reward Cleveland students who demonstrate good behavior, attendance and grades from five Municipal schools with tickets to Browns games and an autographed jersey...Is the local spokesperson for the American Red Cross...Through his work with women's groups, established a foundation, the Jamir Miller Foundation, to benefit the Templum House in Cleveland for battered women, Providence House and Center for Families and Children...Actively involved in Browns events throughout the community including: building a home for Habitat For Humanity, Taste of the NFL fundraiser for hunger, the Make-A-Wish Foundation Celebrity Waiter Dinner, building a playground for the United Way's Hometown Huddle program, American Red Cross 'Wishes for the World', and the Santa's Hide-A-Way Holiday Celebration...Prep All-America at El Cerrito

**JAMIR MILLER** *continued*

(Calif.) High School with 486 tackles, 32 sacks, 3 interceptions, 6 fumble recoveries and 22 forced fumbles in three seasons...Also excelled in track, advancing to the state finals in the 200-meter dash and 4x100-meter relay as a junior...Times of 10.89 seconds in the 100-meter dash and 22.1 seconds in 200 meters...Cousin Mark Gunn is a former defensive lineman for the New York Jets who played in college at Pittsburgh...Political science major at UCLA...Raised in Oakland, Calif....Wife Racquel...Daughters Ashlynn and Amara.

**MILLER'S SINGLE-GAME CAREER HIGHS**

**TACKLES:** 14 at Baltimore 9/26/99; vs. Carolina 11/21/99; vs. Jacksonville 12/19/99

**SACKS:** 3 vs. Jacksonville 12/16/01

**INTERCEPTIONS:** 1 at Tennessee 11/19/00; vs. Detroit 9/23/01

**FORCED FUMBLES:** 1, five times, latest: at Tennessee 12/30/01

**FUMBLE RECOVERED:** 1, four times, latest: at Seattle 9/13/98

**PASSES BROKEN UP:** 2, four times, Last: at Cincinnati 9/10/00

**DEFENSIVE SCORES:** 1, 26-yd TD lateral from Eric Swann FR vs. Washington 12/15/96

**MILLER'S DEFENSIVE STATISTICS**

Year	TACKLES			Sacks No/Yds	Int's No/Yds	PBU	Fumbles Rec./For.	Special Teams Tackles
	Total	Solo	Asst.					
1994 (Ari.)	18	13	5	3/32	0/0	0	0/0	20
1995 (Ari.)	50.5	33.5	17	1/7	0/0	1	2/0	0
1996 (Ari.)	115	53	62	1/5	0/0	4	1/0	0
1997 (Ari.)	139.5	63.5	76	5.5/49.5	0/0	6	0/0	0
1998 (Ari.)	150	87	63	3/15	0/0	7	1/2	0
1999 (Cle.)	147	107	40	4.5/24	0/0	2	0/0	0
2000 (Cle.)	108	80	28	5/43	1/0	6	0/0	0
2001 (Cle.)	114	85	29	13/72	1/0	2	0/3	0
Career	842	522	320	36/247.5	2/0	28	4/5	20

**MILLER'S 2001 GAME-BY-GAME DEFENSIVE STATISTICS**

Year	TACKLES			Sacks No/Yds	Int's No/Yds	PBU	Fumbles Rec./For.	QBs Pressures
	Total	Solo	Asst.					
9/9 vs. Sea.	5	2	3	2/8	0/0	1	0/0	2
9/23 vs. Det.	8	6	2	0/0	1/0	0	0/0	2
9/30 @ Jac.	6	3	3	2/9	0/0	0	0/0	3
10/7 vs. S.D.	8	5	3	1/6	0/0	0	0/0	3
10/14 @ Cin.	10	7	3	0/0	0/0	0	0/0	0
10/21 vs. Bal.	7	6	1	1/14	0/0	0	0/1	0
11/4 @ Chi.	11	10	1	0/0	0/0	0	0/0	0
11/11 vs. Pit.	10	7	3	1/3	0/0	0	0/1	2
11/18 @ Bal.	7	6	1	1/8	0/0	0	0/0	8
11/25 vs. Cin.	6	6	0	0/0	0/0	1	0/0	3
12/2 vs. Ten.	8	7	1	0/0	0/0	0	0/0	1
12/9 @ N.E.	10	5	5	2/4	0/0	0	0/0	0
12/16 vs. Jac.	7	6	1	3/20	0/0	0	0/0	2
12/23 @ G.B.	4	4	0	0/0	0/0	0	0/0	1
12/30 @ Ten.	4	2	2	0/0	0/0	0	0/1	2
1/6 @ Pit.	3	3	0	0/0	0/0	0	0/0	2
Totals	114	85	29	13/72	1/0	2	0/3	31

# PLAYERS

## VETERANS

JAMIR MILLER *continued*

### MILLER'S 2000 GAME-BY-GAME DEFENSIVE STATISTICS

Year	TACKLES			Sacks	Int's	PBU	Fumbles
	Total	Solo	Asst.	No/Yds	No/Yds		Rec./For.
9/3 vs. Jac.	7	6	1	0/0	0/0	0	0/0
9/10 @ Cin.	11	11	0	2/8	0/0	2	0/0
9/17 vs. Pit.	5	2	3	0/0	0/0	0	0/0
9/24 @ Oak.	8	7	1	0/0	0/0	0	0/0
10/1 vs. Bal.	8	7	1	0/0	0/0	0	0/0
10/8 @ Ari.	10	10	0	0/0	0/0	1	0/0
10/15 @ Den.	2	1	1	0/0	0/0	1	0/0
10/22 @ Pit.	8	8	0	1/8	0/0	0	0/0
10/29 Cin.	5	2	3	0/0	0/0	0	0/0
11/5 N.Y.G.	8	8	0	1/17	0/0	1	0/0
11/12 N.E.	6	5	1	0.5/4.5	0/0	0	0/0
11/19 @ Ten.	6	3	3	0/0	1/0	0	0/0
11/26 @ Bal.	8	3	5	0/0	0/0	0	0/0
12/3 @ Jac.	6	4	2	0/0	0/0	1	0/0
12/10 Phi.	5	0	5	0.5/5.5	0/0	0	0/0
12/17 Ten.	5	3	2	0/0	0/0	0	0/0
<b>Totals</b>	<b>108</b>	<b>80</b>	<b>28</b>	<b>5/43</b>	<b>1/0</b>	<b>6</b>	<b>0/0</b>

### MILLER'S 1999 GAME-BY-GAME DEFENSIVE STATISTICS

Year	TACKLES			Sacks	Int's	PBU	Fumbles
	Total	Solo	Asst.	No/Yds	No/Yds		Rec./For.
9/12 vs. Pit.	9	7	2	0/0	0/0	0	0/0
9/19 at Ten.	12	11	1	0/0	0/0	0	0/0
9/26 at Bal.	14	11	3	0/0	0/0	0	0/0
10/3 vs. N.E.	12	9	3	1.5/12	0/0	0	0/0
10/10 vs. Cin.	13	11	2	2/5	0/0	0	0/0
10/17 at Jac.	7	6	1	0/0	0/0	0	0/0
10/24 at St.L.	2	2	0	0/0	0/0	0	0/0
10/31 at N.O.	Inactive (shoulder)						
11/7 vs. Bal.	8	4	4	0/0	0/0	0	0/0
11/14 at Pit.	10	8	2	1/7	0/0	1	0/0
11/21 vs. Car.	14	10	4	0/0	0/0	0	0/0
11/28 vs. Ten.	5	4	1	0/0	0/0	0	0/0
12/5 at S.D.	7	4	3	0/0	0/0	0	0/0
12/12 at Cin.	9	4	5	0/0	0/0	0	0/0
12/19 vs. Jac.	14	11	3	0/0	0/0	1	0/0
12/26 vs. Ind.	11	5	6	0/0	0/0	0	0/0
<b>Totals</b>	<b>147</b>	<b>107</b>	<b>40</b>	<b>4.5/24</b>	<b>0/0</b>	<b>2</b>	<b>0/0</b>

### DID YOU KNOW?

Jamir Miller's 13-sack, 114-tackle performance in 2001 earned him a trip to the 2002 AFC-NFC Pro Bowl. Miller was the first Browns player elected to the Pro Bowl since the 1994 season when DL Rob Burnett, RB Leroy Hoard, LB Pepper Johnson, KR Eric Metcalf, DL Michael Dean Perry and S Eric Turner represented the Browns in Hawaii.



## ROD MONROE TE

## YEAR W/ BROWNS

3rd

## YEAR IN NFL

3rd

## HEIGHT

6-5

## WEIGHT

260

## BIRTHDATE

July 30, 1975

## ACQUIRED

FA - '01

## COLLEGE

Cincinnati



48

**GAMES PLAYED/STARTED:** 1998 (0/0); 1999 (2/0); 2000 (0/0); 2001 (7/3).

**CAREER TOTALS:** 9 games, 3 starts.

**CAREER TRANSACTIONS:** Originally a seventh-round draft choice by the Dallas Cowboys, 237th overall, in the 1998 NFL Draft...Waived by Dallas on Aug. 24, 1998...Signed to the Atlanta Falcons practice squad on Sept. 1, 1998...Signed to the Atlanta active roster on Dec. 15, 1998...Waived by Atlanta on Aug. 21, 2000...Claimed by the Jacksonville Jaguars off waivers on Aug. 22, 2000...Waived by Jacksonville on Aug. 27, 2000...Signed by Jacksonville to practice squad on Aug. 28, 2000...Waived by Jacksonville on Sept. 5, 2000...Signed by the Miami Dolphins to practice squad on Sept. 26, 2000...Waived by Miami on Oct. 3, 2000...Signed by Miami to practice squad on Oct. 4, 2000...Waived by Miami on Oct. 10, 2000...Signed by the Cleveland Browns to practice squad on Dec. 6, 2000... In 2001, allocated by Cleveland to Frankfurt as part of NFL Europe...Released by Cleveland on Sept. 2, 2001...Signed by Cleveland as a free agent on Oct. 10, 2001.

## SEASONAL REVIEWS

**2001:** In his second season with the Browns, participated in NFL Europe and began training camp with Cleveland...Was released by the Browns during training camp and rejoined the team on Oct. 9 after an injury to starting TE Rickey Dudley...Appeared in 7 games at TE, HB, special teams and started the final three contests at HB after injuries continued to decimate Cleveland's roster...Listed as inactive for his first five games with Cleveland before making his Browns debut at tight end vs. Cincinnati on Nov. 25...Participated in NFL Europe with Frankfurt ranked third on the club with 23 receptions for 362 yards (15.7 avg.) including 2 TDs.

**2000:** Began the season with the Atlanta Falcons in training camp...Waived by Atlanta on Aug. 21, 2000...Claimed by Jacksonville off waivers on Aug. 22, 2000...Waived by Jacksonville on Aug. 27, 2000...Signed by Jacksonville to practice squad on Aug. 28, 2000...Waived by Jacksonville on Sept. 5, 2000...Signed by Miami to practice squad on Sept. 26, 2000...Waived by Miami on Oct. 3, 2000...Signed by Miami to practice squad on Oct. 4, 2000...Waived by Miami on Oct. 10, 2000...Signed by Cleveland to practice squad on Dec. 6, 2000...Spent the final two weeks of the regular season on the practice squad.

**1999:** Played in two games when starter O.J. Santiago was out with a shoulder injury and was placed on the inactive list for 14 games...Caught 1 pass for 8 yards...Saw his first pro action vs. New Orleans on Dec. 5 in short yardage situations...Caught his first pro pass for 8 yards in the first quarter one week later at San Francisco on Dec. 12.

**1998:** After spending the first 15 weeks on the Atlanta Falcons practice squad, was elevated to the active roster when FB Bob Christian was lost for the season at New Orleans on Dec. 13...Brian Kozlowski was moved to full-time FB and Monroe served as back-up...Placed on inactive list for the final two games of the regular season plus playoffs, including Super Bowl XXXIII.

## PLAYERS

### VETERANS

#### ROD MONROE *continued*

**COLLEGE:** Joined Cincinnati football team as a walk-on during fall drills his senior year and went on to play in every game, starting the final four contests...Played his first two seasons for the Bearcats nationally ranked basketball team...Finished one year football career with 2 receptions for 33 yards and 30 knockdown blocks in 1997...First career catch was good for 24-yard gain against Houston...Delivered a key block to spring QB Chad Plummer for a 61-yard scoring run and then hauled in a 9-yard TD pass from Plummer to give the Bearcats a 34-31 double-overtime win against Miami (Ohio)...Closed out his brief collegiate career with 2 catches for 26 yards in a 35-19 win over Utah State in the Humanitarian Bowl.

**PERSONAL:** Single...Two-year letterman and reserve small forward on Bob Huggins' Cincinnati basketball team from 1995-97...Saw action in 66 of 67 games, including four starts...Averaged 3.9 points per game and 2.7 rebounds...Helped the Bearcats post a 28-5 record in 1995-96, capturing the Conference USA title en route to NCAA tournament...Bearcats reached the Elite Eight before falling to Mississippi State...Cincinnati went 28-6 the following year and finished the season ranked 10th in the final AP poll...Transferred to Cincinnati after two seasons of basketball at McLennan, (Texas) Junior College...Criminal justice major...One of 11 children (seven brothers and three sisters)...Lettered in football and basketball at Hearne (Texas) High School...Born on July 30, 1975.

#### MONROE'S SINGLE-GAME CAREER HIGHS

**RECEPTIONS:** 1 at San Francisco 12/12/99

**RECEIVING YARDS:** 8 at San Francisco 12/12/99

**LONG RECEPTION:** 8 at San Francisco 12/12/99

#### MONROE'S RECEIVING STATISTICS

Year	No.	Yds.	Avg.	Long	TD
1998 (Atl.)	0	0	0.0	0	0
1999 (Atl.)	1	8	8.0	8	0
2000 (Cle.)	0	0	0.0	0	0
2001 (Cle.)	0	0	0.0	0	0
Career	1	8	8.0	8	0

## EARTHWIND MORELAND **DB**



#### HEIGHT

5-11

#### WEIGHT

186

#### BIRTHDATE

June 13, 1977

#### ACQUIRED

FA - '01

#### COLLEGE

Georgia Southern

#### YEAR W/ BROWNS

2nd

#### YEAR IN NFL

3rd

# 38

**GAMES PLAYED/STARTED:** 2000 (1/0); 2001 (2/0).

**CAREER GAMES:** 3 games, 0 starts

**CAREER TRANSACTIONS:** Signed by the Tampa Bay Buccaneers as an undrafted rookie free agent on April 21, 2000...Waived by Tampa Bay on Aug. 28, 2000...Claimed off waivers by the New York Jets on Aug. 28, 2000...Traded by the Jets to the New Orleans Saints on Aug. 23, 2001...Waived by New Orleans on Sept. 2, 2001...Claimed off waivers by the Jacksonville Jaguars on Sept. 3, 2001...Waived by

**EARTHWIND MORELAND** *continued*

Jacksonville on Sept. 13, 2001...Signed by Jacksonville to practice squad on Sept. 18, 2001...Waived by Jacksonville on Oct. 15, 2001...Signed by the Cleveland Browns to the practice squad on Oct. 24, 2001...Signed by Cleveland to the active roster on Nov. 7, 2001...Allocated by the Browns to NFL Europe on Feb. 6, 2002.

**SEASONAL REVIEWS**

**2001:** Signed by Cleveland to the practice squad on Oct. 24...Signed to the active roster on Nov. 7 and appeared in two games on special teams with 3 tackles...Made his Browns debut by playing on special teams at Baltimore on Nov. 18 with 2 tackles...Also had 1 tackle on special teams vs. Cincinnati on Nov. 25...Listed as inactive for the final six regular-season games.

**2000:** Awarded to the Jets via waivers on Sept. 29 after being waived by Tampa Bay...Was inactive for 15 games for the Jets...Made his professional debut in Game 7 vs. Miami, where he saw duty on special teams.

**COLLEGE:** Was a two-year All-Southern Conference selection at cornerback for Georgia Southern...Led the Eagles to a three-year record of 37-6 and three consecutive Southern Conference titles...During his senior season, he earned third team All-America honors from *The Sports Network*...Started all 15 games during the Eagles' national championship run as a senior...Had 32 tackles and 6 passes defended...As a junior, he was selected as an All-Southern Conference performer...Tallied 33 tackles, 3 interceptions, 6 passes defended, 1 fumble recovery and 1 forced fumble...Started in 13-of-14 games...Finished his sophomore season with 39 tackles and 1 interception while starting in 12 games...Played in 10 games with one start during his freshman year.

**PERSONAL:** Was an all-city performer at Grady (Atlanta, Ga.) High School...Majored in information systems management at Georgia Southern...Lettered in baseball and basketball in high school... Single.

**MORELAND'S CAREER DEFENSIVE STATISTICS**

Year	TACKLES			Sacks	Int's	PBU	Fumbles	Special Teams
	Total	Solo	Asst.	No/Yds	No/Yds		Rec./For.	Tackles
2000 (N.Y.J.)	0	0	0	0/0	0/0	0	0/0	0
2001 (Cle.)	0	0	0	0/0	0/0	0	0/0	3
Career	0	0	0	0/0	0/0	0	0/0	3

**QUINCY MORGAN WR**

**YEAR W/ BROWNS**

2nd

**HEIGHT**

6-1

**YEAR IN NFL**

2nd

**WEIGHT**

209

**BIRTHDATE**

Sept. 23, 1977

**ACQUIRED**

D (2) - '01

**COLLEGE**

Kansas State



**81**

**GAMES PLAYED/STARTED:** 2001 (16/10).

**CAREER GAMES:** 16 games, 10 starts.

**CAREER TRANSACTIONS:** Selected by the Cleveland Browns in the second round, 33rd overall, in the 2001 NFL Draft.

## PLAYERS VETERANS

### QUINCY MORGAN *continued*

**CAREER HIGHLIGHTS:** Recorded his first career TD reception vs. Detroit on Sept. 23, 2001 with a 36-yard reception.

### SEASONAL REVIEWS

**2001:** Appeared in all 16 regular-season games in his rookie season, including 10 starts and ranked third on the club with 30 receptions and second with 432 yards (14.4 avg.) and 2 TDs...Added TD receptions vs. Detroit on Sept. 23 and vs. Baltimore on Oct. 21...Caught a pass in 14-of-16 contests...Had a career-high 5 receptions vs. Cincinnati on Nov. 25 for 40 yards...Had a career-high 78-yard reception at Tennessee on Dec. 30...Also contributed on special teams with 7 kickoff returns for 175 yards (25.0 avg.), including a long of 51 yards...**Game 1 vs. Seattle 9/9:** Started at wide receiver and recorded 3 receptions for 46 yards (15.3 avg.), including a long of 31 yards...Made a key grab late in the fourth quarter with a 31-yard reception to the Seattle 17-yard line, setting up the game-tying FG...**Game 2 vs. Detroit 9/23:** Played wide receiver with 2 receptions for 38 yards (19.0 avg.) and recorded his first NFL TD reception on a 34-yard TD strike from QB Tim Couch...His TD reception came following a Browns defensive interception on the first play and opened the game in the third quarter, giving the Browns a 24-7 lead...Did not get the start as the Browns opened in a two-TE formation...**Game 3 at Jacksonville 9/30:** Started at wide receiver and recorded 2 receptions for 32 yards (16.0 avg.), including a long of 22 yards...His 22-yard grab came on a fourth quarter drive, which resulted in a 30-yard FG and a 16-14 lead...Both his receptions were for first downs...**Game 4 vs. San Diego 10/7:** Started at wide receiver and had 2 receptions for 26 yards (13.0 avg.), including a long of 21 yards...Had a key 21-yard reception in the second quarter to the Cleveland 42-yard line as part of a 15-play, 86-yard (8:00) TD drive to take a 10-3 lead...Also had 1 rush for 5 yards...**Game 5 at Cincinnati 10/14:** Started at wide receiver with 1 reception for 6 yards...**Game 6 vs. Baltimore 10/21:** Played wide receiver with 1 reception for a 36-yard touchdown...His third quarter TD grab came following a defensive fumble recovery at the Ravens 36-yard line and on the next play Couch connected with Morgan for the 36-yard strike to open up a 24-6 lead...The TD reception was his second of his career and the longest reception of his career...**Game 7 at Chicago 11/4:** Started at wide receiver as the Browns opened in a three-wide receiver set...Added 1 reception for 28 yards...His third quarter reception came on a key 4th and one play at the Bears 31-yard line as he connected with Couch for a 28-yard strike to the Bears three-yard line as the drive ended with a 3 yard TD pass to HB Mike Sellers and a Browns 14-7 lead...**Game 8 vs. Pittsburgh 11/11:** Played wide receiver and recorded 3 receptions for 28 yards (9.3 avg.), including a long of 12 yards...In the first quarter had a key third-down reception for 11 yards to the Steelers 12-yard line on a third-and-10 play, and two plays later Couch connected with TE O.J. Santiago for a 12-yard TD and an early 9-0 lead...All 3 receptions were for first downs...**Game 9 at Baltimore 11/18:** Played wide receiver and recorded 2 receptions for 15 yards (7.5 avg.), including a long of 11 yards...Added an 11-yard reception in the fourth quarter on the Browns 12-play, 68-yard (5:51) drive, which ended with a RB Jamel White 1-yard TD run...Also had 2 kickoff returns for 71 yards, including the opening kickoff for a career-long 51 yards to give the Browns excellent field position, which resulted in a 29-yard FG drive and an early 3-0 lead...**Game 10 vs. Cincinnati 11/25:** Played wide receiver and recorded a career-high 5 receptions for 40 yards (8.0 avg.), including a long of 24 yards...Also played special teams with 1 kickoff return for 18 yards...**Game 11 vs. Tennessee 12/2:** Played wide receiver with 3 receptions for 43 yards (14.3 avg.), including a long of 22 yards...Also played special teams with 1 kickoff return for 17 yards and 1 fumble in the first quarter...**Game 12 at New England 12/9:** Played wide receiver with no receptions...Played on special teams with 2 kickoff returns for 49 yards (24.5 avg.), including a long of 29 yards...**Game 13 vs. Jacksonville 12/16:** Started at wide receiver and recorded 2 receptions for 2 yards...Also played on special teams...**Game 14 at Green Bay 12/23:** Started at wide receiver and recorded 2 receptions for 14 yards (7.0 avg.), including a long of 9 yards...Also played on special teams with 1 kickoff return for 20 yards...**Game 15 at Tennessee 12/30:** Started at wide receiver and recorded 1 reception for 78 yards in the fourth quarter to the Titans 5-yard line and 3 plays later Couch connected with WR Kevin Johnson for a 5-yard TD to tie the game 38-38...Also

**QUINCY MORGAN** *continued*

played on special teams...**Game 16 at Pittsburgh 1/6:** Started at wide receiver and had 1 rush for 23 yards...Also played on special teams.

**COLLEGE:** Two-year starter who led or tied for the team lead in receptions in 21-of-24 regular-season games he played in for Kansas State...One of only seven players in school history to catch over 100 passes and one of only four to gain over 2,000 yards receiving in a career...Only player in KSU annals to gain over 1,000 yards receiving in a season twice in a career...In just two seasons, he managed to grab 106 passes for 2,173 yards and 23 touchdowns...His 106 catches rank sixth on the school's career-record list...Only Michael Smith (2,457, 1988-91) and Kevin Lockett (3,032, 1993-96) gained more yards receiving in a career at Kansas State...His average of 20.5 yards per catch set a new school career-record...His 8 100-yard performances are one shy of Smith's KSU all-time record of 9...His 23 touchdowns are topped only by Lockett's 26 in school history...As a senior, named All-America first team choice by *Football News*, adding second team accolades from The NFL Draft Report and third team honors from *The Sporting News*...Unanimous All-Big 12 Conference first team selection...Semifinalist for the Fred Biletnikoff Award, given annually to the nation's top receiver...Hauled in 64 passes for 1,166 yards (18.2 avg) and 14 touchdowns, breaking the previous school season-records of 1,092 yards by Darnell McDonald in 1998 and 13 touchdowns by Kevin Lockett in 1995...His 64 catches rank fifth on KSU's season record chart...Added 160 yards on 7 kickoff returns (22.9 avg.) and 11 yards on 3 carries (3.7 avg.)...Ranked second on the team with an average of 102.8 all-purpose yards per game...Consensus All-Big 12 Conference first team selection as a junior...Started every game, except vs. Kansas...Became only the second player in school history to gain over 1,000 yards receiving in a season as he led the team with 42 receptions for 1,007 yards and 9 touchdowns...His average of 24.0 yards per catch set a school season record, breaking the previous mark of 21.1 yards by Aaron Lockett in 1998...Added 44 yards on 3 kickoff returns (14.7 avg) and recorded 1 solo tackle...Redshirted in 1998...Enrolled at Kansas City (Kan.) Community College during spring 1998 semester where he ran track in his first year before enrolling at Kansas State in the fall...In junior college listed as one of the top 50 junior college prospects, and one of the top four wide receivers, by Super Prep at Blinn (Brenham, Texas) Community College...Honorable mention All-America by J.C. Grid-Wire...Had nearly 60 receptions for more than 1,000 yards at Blinn (1996-97) while helping the team to the 1996 junior college national championship with former Wildcat teammate Michael Bishop...Had 38 catches for 645 yards and 8 touchdowns in 1997.

**PERSONAL:** Participates in various Cleveland area charitable events, including the Taste of the NFL to benefit the Cleveland Foodbank, the Special Olympics and donated his time for a toy drive to benefit inner city youth...In high school, lettered three times in football at South Garland (Texas) High...Earned all-conference, all-state and All-America honors as a senior...All-state pick as a junior by the *Dallas Morning News*...Team's MVP in his senior year...Social science major...Son of Jacqueline Morgan and Kevin Henry...Born Sept. 23, 1977...Resides in Garland, Texas.

**MORGAN'S SINGLE-GAME CAREER HIGHS**

**RECEPTIONS:** 5 vs. Cincinnati 11/25/01

**RECEIVING YARDS:** 78 at Tennessee 12/30/01

**RECEIVING TD'S:** 1 vs. Detroit 9/23/01; vs. Baltimore 10/21/01

**LONG RECEPTION:** 78 at Tennessee 12/30/01

**KICKOFF RETURNS:** 2 at Baltimore 11/18/01; at New England 12/9/01

**KICKOFF RETURN YARDS:** 71 at Baltimore 11/18/01

**LONGEST KICKOFF RETURN:** 51 at Baltimore 11/18/01

**MORGAN'S CAREER RECEIVING STATISTICS**

Year	No.	Yds.	Avg.	Long	TD
2001 (Cle.)	30	432	14.4	78	2
Career	30	432	14.4	78	2

# PLAYERS

## VETERANS

### QUINCY MORGAN *continued*

#### MORGAN'S CAREER SPECIAL TEAMS STATISTICS

Year	PUNT RETURNS						KICKOFF RETURNS					Special Teams Tackles	
	No.	FC	Yds.	Avg.	Long	TD	No.	FC	Yds.	Avg.	Long		TD
2001 (Cle.)	0	0	0	0.0	0	0	7	0	175	25.0	51	0	0
Career	0	0	0	0.0	0	0	7	0	175	25.0	51	0	0

#### MORGAN'S 2001 OFFENSIVE STATISTICS

Date/Opponent	RECEIVING						RUSHING				
	No.	Yds.	Avg.	Long	TD	No.	Yds.	Avg.	Long	TD	
9/3 vs. Sea.	3	46	15.3	31	0	0	0	0.0	0	0	
9/23 vs. Det.	2	38	19.0	34t	1	0	0	0.0	0	0	
9/30 @ Jac.	2	32	16.0	22	0	0	0	0.0	0	0	
10/7 vs. S.D.	2	26	13.0	21	0	1	5	5.0	5	0	
10/14 @ Cin.	1	6	6.0	6	0	0	0	0.0	0	0	
10/21 vs. Bal.	1	36	36.0	36t	1	0	0	0.0	0	0	
11/4 @ Chi.	1	28	28.0	28	0	0	0	0.0	0	0	
11/11 vs. Pit.	3	28	9.3	12	0	0	0	0.0	0	0	
11/18 @ Bal.	2	15	7.5	11	0	0	0	0.0	0	0	
11/25 vs. Cin.	5	40	8.0	24	0	0	0	0.0	0	0	
12/2 vs. Ten.	3	43	14.3	22	0	0	0	0.0	0	0	
12/9 @ N.E.	0	0	0.0	0	0	0	0	0.0	0	0	
12/16 vs. Jac.	2	2	1.0	4	0	0	0	0.0	0	0	
12/23 @ G.B.	2	14	7.0	9	0	0	0	0.0	0	0	
12/30 @ Ten.	1	78	78.0	78	0	0	0	0.0	0	0	
1/6 @ Pit.	0	0	0.0	0	0	1	23	23.0	23	0	
Totals	30	432	14.4	78	2	2	28	14.0	23	0	

#### MORGAN'S 2001 SPECIAL TEAMS STATISTICS

Date/Opponent	PUNT RETURNS					KICKOFF RETURNS				
	No.	Yds.	Avg.	Long	TD	No.	Yds.	Avg.	Long	TD
9/9 vs. Sea.	0	0	0.0	0	0	0	0	0.0	0	0
9/23 vs. Det.	0	0	0.0	0	0	0	0	0.0	0	0
9/30 @ Jac.	0	0	0.0	0	0	0	0	0.0	0	0
10/7 vs. S.D.	0	0	0.0	0	0	0	0	0.0	0	0
10/14 @ Cin.	0	0	0.0	0	0	0	0	0.0	0	0
10/21 vs. Bal.	0	0	0.0	0	0	0	0	0.0	0	0
11/4 @ Chi.	0	0	0.0	0	0	0	0	0.0	0	0
11/11 vs. Pit.	0	0	0.0	0	0	0	0	0.0	0	0
11/18 @ Bal.	0	0	0.0	0	0	2	71	35.5	51	0
11/25 vs. Cin.	0	0	0.0	0	0	1	18	18.0	18	0
12/2 vs. Ten.	0	0	0.0	0	0	1	17	17.0	17	0
12/9 @ N.E.	0	0	0.0	0	0	2	49	24.5	29	0
12/16 vs. Jac.	0	0	0.0	0	0	0	0	0.0	0	0
12/23 @ G.B.	0	0	0.0	0	0	1	20	20.0	20	0
12/30 @ Ten.	0	0	0.0	0	0	0	0	0.0	0	0
1/6 @ Pit.	0	0	0.0	0	0	0	0	0.0	0	0
Totals	0	0	0.0	0	0	7	175	25.0	51	0

**ALVIN MORROW TE****YEAR W/ BROWNS**

2nd

**YEAR IN NFL**

1st

**47****HEIGHT**

6-3

**WEIGHT**

260

**BIRTHDATE**

April 28, 1978

**ACQUIRED**

FA - '01

**COLLEGE**

None

**GAMES PLAYED/STARTED:** 2001 (0/0).**CAREER TRANSACTIONS:** Signed by the Cleveland Browns as a free agent on Dec. 26, 2001.**SEASONAL REVIEWS****2001:** Former professional baseball player signed with Cleveland on Dec. 26 and spent the final two weeks on the active roster and was listed as inactive for both games.**PERSONAL:** Attended Kirkwood High School near St. Louis, Mo., and signed with Florida State as a highly touted prep football star...Drafted by the Milwaukee Brewers in the second round as an outfielder in 1997 and opted to play professional baseball...Played three and one-half years with the Brewers minor league system and was traded to Toronto for C Kevin Brown on July 25, 2000 and played one and one-half seasons in the Toronto Blue Jays minor league system...Career minor league baseball numbers were .234 (181-772) 21 HRs, 103 RBIs with 39 2B, 112 runs, 149 walks, 307 strikeouts and 9 stolen bases...With Beloit in 2000 was .260 (53-204) with 9 HRs and 27 RBIs before being dealt to the Toronto system where he played in Hagerstown .210 (22-105) with 4 HRs and 8 RBIs...Last season with Dunedin, the single A affiliate of the Blue Jays, was .213 (37-174) with 8 2B, 1 3B, 2 HR, 20 Runs and 30 RBI.**DENNIS NORTHCUTT WR****YEAR W/ BROWNS**

3rd

**YEAR IN NFL**

3rd

**86****HEIGHT**

5-11

**WEIGHT**

175

**BIRTHDATE**

Dec. 22, 1977

**ACQUIRED**

D (2) - '00

**COLLEGE**

Arizona

**GAMES PLAYED/STARTED:** 2000 (15/8); 2001 (11/7).**CAREER GAMES:** 26 games, 15 starts.**CAREER TRANSACTIONS:** Selected by the Cleveland Browns in the second round, 32nd overall, in the 2000 NFL Draft.**CAREER HIGHLIGHTS:** Ranked fourth among NFL rookie receivers with 39 receptions for 422 yards in 2000...Established a career-high 6 receptions for 65 yards vs. Tennessee on Dec. 2, 2001.

## PLAYERS VETERANS

### DENNIS NORTHCUTT *continued*

#### SEASONAL REVIEWS

**2001:** In his second season with the Browns, battled numerous injuries before settling into new offense and appeared in 11 games, including 7 starting assignments...Totaled 18 receptions for 211 yards (11.7 avg.) and 15 punt returns for 86 yards (5.7 avg.)...Suffered a clavicle injury during the summer prior to training camp and missed the first three preseason contests...In the final preseason contest at Carolina on Aug. 31, aggravated the same clavicle injury and was forced to miss the first three regular-season contests...Made his seasonal debut vs. San Diego on Oct. 7...Established a career-high 6 receptions for 65 yards vs. Tennessee on Dec. 2...Added 5 receptions for 45 yards at Baltimore on Nov. 18...Limited to special teams duty late in the season and did not play the final two regular-season games...Added 3 rushes for 26 yards (8.7 avg.)...Matched a career-high 4 punt returns for 49 yards (12.3 avg.), including a career-high 32-yard punt return at Chicago on Nov. 4...**Game 1 vs. Seattle 9/9:** Inactive due to injury (clavicle)...**Game 2 vs. Detroit 9/23:** Inactive due to injury (clavicle)...**Game 3 at Jacksonville 9/30:** Inactive due to injury (clavicle)...**Game 4 vs. San Diego 10/7:** Played wide receiver with 1 reception for 14 yards...His grab came late in the fourth quarter on the Browns game-winning TD drive as the 14-yard reception was on a third-and-10 play down to the San Diego 36-yard line...**Game 5 at Cincinnati 10/14:** Played on special teams with 1 punt return for 0 yards...**Game 6 vs. Baltimore 10/21:** Started at wide receiver with 1 reception for 11 yards...Also played special teams with 2 punt returns for 4 yards (2.0 avg.)...**Game 7 at Chicago 11/4:** Started at wide receiver with 2 receptions for 34 yards (17.0 avg.)...In the third quarter, had a key 20-yard reception to the Cleveland 45-yard line as the next play Couch connected with WR Kevin Johnson for a 55-yard TD and a 21-7 lead...Both of his receptions were for first downs...Also played special teams with 4 punt returns for 49 yards (12.3 avg.), including a long of 32 yards...His 32-yard punt return marked a career-high...**Game 8 vs. Pittsburgh 11/11:** Started at wide receiver with no receptions...Also played on special teams with 2 punt returns for 18 yards (9.0 avg.), including a long of 14 yards...**Game 9 at Baltimore 11/18:** Started at wide receiver with 5 receptions for 45 yards (9.0 avg.), including a long of 26 yards...Also had 1 rush for 12 yards...On the Browns opening possession, caught 2 passes for 13 yards to assist on a 10-play, 31-yard (5:36) drive, which resulted in a K Phil Dawson 29-yard FG...In the second quarter, had a key 26-yard reception on a third-and-11 play to the Ravens 40-yard line in a 7-play, 34-yard (3:34) drive, which resulted in a K Dawson 42-yard FG and a 20-7 lead...In the fourth quarter, added a 12-yard rush on a fourth-and-one play to the Ravens 23-yard line on a 12-play, 68-yard (5:51) drive capped by a RB Jamel White 1-yard TD run, which gave the Browns a 27-17 lead...Also had 1 punt return for 1 yard and 1 FC...**Game 10 vs. Cincinnati 11/25:** Started at wide receiver with 1 reception for 13 yards and 1 rush for 9 yards...Also played special teams with 1 punt return for 4 yards...**Game 11 vs. Tennessee 12/2:** Started at wide receiver and recorded a career-high 6 receptions for 65 yards (10.8 avg.), including a long of 25 yards...On an 11-play, 61-yard (6:46) TD drive in the second quarter, added a 17-yard grab to the Tennessee 44-yard line...Added 1 rush for 5 yards...Also played special teams with 2 punt returns for 12 yards (6.0 avg.), including a long of 10 yards...**Game 12 at New England 12/9:** Started at wide receiver with 2 receptions for 29 yards (14.5 avg.), including a long of 18 yards...Also played on special teams with 1 punt return for 0 yards and 2 FC...**Game 13 vs. Jacksonville 12/16:** Started at wide receiver with 0 receptions...Played special teams with 1 punt return for -2 yards and 1 fumble...**Game 14 at Green Bay 12/23:** Played on special teams with 1 FC on a punt return...**Game 15 at Tennessee 12/30:** Did not play...**Game 16 at Pittsburgh 1/6:** Did not play.

**2000:** In his rookie season, ranked fourth among NFL rookie receivers with 39 receptions for 422 yards and appeared in 15 games, including eight starting assignments...Also handled punt return duties for the club with 27 returns for 289 yards (10.7 avg.)...Had one of the best games of rookie campaign with 5 receptions for a career-high 80 yards at Denver on Oct. 15, including a career-long 37-yard reception from QB Tim Couch...Made his first career start at WR vs. Baltimore on Oct. 1 and caught 4 passes for 32 yards (10.8 receiving)...Added 3 receptions for 67 yards (22.3 avg.) at Arizona on Oct. 8 as all 3 receptions (19, 15 and 33 yards) were for first downs...Lined up under center vs.



**DENNIS NORTHCUTT** *continued*

Philadelphia on Dec. 10 and had 7 rushing attempts for 37 yards and also recorded 5 receptions for 44 yards vs. the Eagles...Totaled 7 rushes (6 from shotgun set and 1 sweep) for 37 yards and marked the first time lining up in the backfield since high school...Recorded 4 punt returns on two occasions: at Oakland on Sept. 24 and vs. New England on Nov. 12...Recorded a career-high 47 punt return yards vs. Cincinnati on Oct. 29 and vs. New England on Nov. 12, including a career-long 30-yard return vs. the Patriots.

**COLLEGE:** Holds 12 school records and ranks second on the Pac 10 Conference career-record lists with 223 receptions for 3,252 yards...His 5,392 all-purpose yards set a school all-time record...His string of 43 straight games with at least 1 catch broke the Pac-10 record of 37 by John Jackson of Southern California (1986-89)...Began his Wildcat career as a cornerback...In 1999, All-America first team selection as an all-purpose back by SportsPage.com, the *Associated Press* and Football Writers Association, earning first team honors as a receiver from the American Football Coaches Association and second team accolades from *The Sporting News*...All-Pac 10 Conference first team pick...Finalist for the Mosi Tatupu Award, given to the top special teams player in the nation...Led the team as he set school season-records with 88 receptions for 1,422 yards (16.8 avg.) and 8 touchdowns, shattering the previous marks of 76 catches by Jim Greth (1966) and 1,134 yards by Keith Hartwig (1954)...Second on the team with 14 carries for 200 yards (14.3 avg) and a score...Led the conference and ranked second in the nation with 23 punt returns for 436 yards (19.0 avg) and 2 touchdowns...Added 191 yards on 9 kickoff returns (21.2 avg.)...Averaged 187.4 all-purpose yards per game...In 1998, All-Pac 10 Conference first team selection by *The Sports Network*...Led the team with 63 receptions for 916 yards (15.8 avg.) and 9 touchdowns...Carried 9 times for 69 yards (7.7 avg.)...Returned 38 punts for 437 yards (11.5 avg.)...Added 219 yards on 11 kickoff returns (19.9 avg.)...Averaged 137.3 all-purpose yards per game...In 1997, All-Pac 10 Conference second team pick...Started every game, leading the team with 58 receptions for 767 yards (13.2 avg.) and 9 touchdowns...Rushed 6 times for 105 yards (17.5 avg.) and a score...Returned 10 kickoffs for 230 yards (23.0 avg.)...Averaged 100.2 all-purpose yards per game...Also recorded 2 solo tackles...In 1996, played in 11 games as a reserve receiver and cornerback...Caught 8 passes for 75 yards (9.4 avg.) and 1 touchdown...Carried 5 times for 8 yards (1.6 avg.)...Recovered 2 fumbles, deflected 2 passes, made 1 solo tackle and had 2 interceptions for 63 yards in returns...Lined up at cornerback for the first three games before moving to offense...Redshirted as a freshman in 1995.

**PERSONAL:** Active in the Cleveland community by speaking to students about non-violence, visiting children in local hospitals, building a home for Habitat For Humanity, and supporting team functions, including the Cleveland Browns Foundation Tailgate Party and Golf Outing and the Taste of the NFL...All-city and all-conference selection at Dorsey (Los Angeles, Calif.) High School...Lettered twice in both football and track...City Offensive Player of the Year, rushing for 900 yards on 74 carries, averaging 34.2 yards per kickoff return and setting a school record with 23 touchdowns as a senior...Honor Roll student, graduating with a 3.3 grade point average...Majored in communications...Cousin, Greg Gales, played football at Nevada-Las Vegas...Son of Bonita Huskey...Born Dec. 22, 1977...Resides in Los Angeles, Calif.

**NORTHCUTT'S SINGLE-GAME CAREER HIGHS**

**RECEPTIONS:** 6 vs. Tennessee (12/2/01)

**RECEIVING YARDS:** 80 at Denver (10/15/00)

**LONG RECEPTION:** 37 at Denver (10/15/00)

**PUNT RETURNS:** 4 at Oakland (9/24/00); vs. New England (11/12/00); at Chicago (11/4/01)

**PUNT RETURN YARDS:** 49 at Chicago (11/4/01)

**LONGEST PUNT RETURN:** 32 at Chicago (11/4/01)

**RUSHING ATTEMPTS:** 7 vs. Philadelphia (12/10/00)

**RUSHING YARDS:** 37 vs. Philadelphia (12/10/00)

**LONG RUSH:** 13 vs. Philadelphia (12/10/00)

# PLAYERS

## VETERANS

### DENNIS NORTHCUTT *continued*

#### NORTHCUTT'S CAREER OFFENSIVE STATISTICS

Year	RECEIVING					RUSHING				
	No.	Yds.	Avg.	Long	TD	No.	Yds.	Avg.	Long	TD
2000 (Cle.)	39	422	10.8	37	0	9	33	3.7	13	0
2001 (Cle.)	18	211	11.7	26	0	3	26	8.7	12	0
Career	57	633	11.1	37	0	12	59	5.0	13	0

#### NORTHCUTT'S CAREER SPECIAL TEAMS STATISTICS

Year	PUNT RETURNS						KICKOFF RETURNS						Special Teams
	No.	FC	Yds.	Avg.	Long	TD	No.	FC	Yds.	Avg.	Long	TD	Tackles
2000 (Cle.)	27	12	289	10.7	30	0	0	0	0	0	0	0	1
2001 (Cle.)	15	7	86	5.7	32	0	0	0	0	0	0	0	0
Career	42	19	375	8.9	32	0	0	0	0	0	0	0	1

#### NORTHCUTT'S 2001 OFFENSIVE STATISTICS

Date/Opponent	RECEIVING					RUSHING				
	No.	Yds.	Avg.	Long	TD	No.	Yds.	Avg.	Long	TD
9/9 vs. Sea.	Inactive - Clavicle									
9/23 vs. Det.	Inactive - Clavicle									
9/30 @ Jac.	Inactive - Clavicle									
10/7 vs. S.D.	1	14	14.0	14	0	0	0	0.0	0	0
10/14 @ Cin.	0	0	0.0	0	0	0	0	0.0	0	0
10/21 vs. Bal.	1	11	11.0	11	0	0	0	0.0	0	0
11/4 @ Chi.	2	34	17.0	20	0	0	0	0.0	0	0
11/11 vs. Pit.	0	0	0.0	0	0	0	0	0.0	0	0
11/18 @ Bal.	5	45	9.0	26	0	1	12	12.0	12	0
11/25 vs. Cin.	1	13	13.0	13	0	1	9	9.0	9	0
12/2 vs. Ten.	6	65	10.8	25	0	1	5	5.0	5	0
12/9 @ N.E.	2	29	14.5	18	0	0	0	0.0	0	0
12/16 vs. Jac.	0	0	0.0	0	0	0	0	0.0	0	0
12/23 @ G.B.	0	0	0.0	0	0	0	0	0.0	0	0
12/30 @ Ten.	Did not play									
1/6 @ Pit.	Did not play									
Totals	18	211	11.7	26	0	3	26	8.7	12	0

#### NORTHCUTT'S 2000 OFFENSIVE STATISTICS

Date/Opponent	RECEIVING					RUSHING				
	No.	Yds.	Avg.	Long	TD	No.	Yds.	Avg.	Long	TD
9/3 vs. Jac.	1	0	0.0	0	0	0	0	0.0	0	0
9/10 @ Cin.	1	12	12.0	12	0	1	-1	-1.0	-1	0
9/17 vs. Pit.	2	27	13.5	19	0	0	0	0.0	0	0
9/24 @ Oak.	1	8	8.0	8	0	0	0	0.0	0	0
10/1 vs. Bal.	4	43	10.8	14	0	0	0	0.0	0	0
10/8 @ Ari.	3	67	22.3	33	0	0	0	0.0	0	0
10/15 @ Den.	5	80	16.0	37	0	0	0	0.0	0	0
10/22 @ Pit.	2	22	11.0	12	0	1	-3	-3.0	-3	0
10/29 Cin.	4	23	5.7	10	0	0	0	0.0	0	0
11/5 N.Y.G.	3	34	11.3	13	0	0	0	0.0	0	0
11/12 N.E.	4	32	8.0	13	0	0	0	0.0	0	0
11/19 @ Ten.	3	30	10.0	14	0	0	0	0.0	0	0
11/26 @ Bal.	0	0	0.0	0	0	0	0	0.0	0	0
12/3 @ Jac.	1	0	0.0	0	0	0	0	0.0	0	0
12/10 Phi.	5	44	8.8	15	0	7	37	5.3	13	0
12/17 Ten.	Inactive - Ankle									
Totals	39	422	10.8	37	0	9	33	3.7	13	0

**NORTHCUTT'S 2001 SPECIAL TEAMS STATISTICS**

Date/Opponent	PUNT RETURNS					KICKOFF RETURNS				
	No.	Yds.	Avg.	Long	TD	No.	Yds.	Avg.	Long	TD
9/9 vs. Sea.	Inactive – Clavicle									
9/23 vs. Det.	Inactive – Clavicle									
9/30 @ Jac.	Inactive – Clavicle									
10/7 vs. S.D.	0	0	0.0	0	0	0	0	0.0	0	0
10/14 @ Cin.	1	0	0.0	0	0	0	0	0.0	0	0
10/21 vs. Bal.	2	4	2.0	2	0	0	0	0.0	0	0
11/4 @ Chi.	4	49	12.3	32	0	0	0	0.0	0	0
11/11 vs. Pit.	2	18	9.0	14	0	0	0	0.0	0	0
11/18 @ Bal.	1	1	1.0	1	0	0	0	0.0	0	0
11/25 vs. Cin.	1	4	4.0	4	0	0	0	0.0	0	0
12/2 vs. Ten.	2	12	6.0	10	0	0	0	0.0	0	0
12/9 @ N.E.	1	0	0.0	0	0	0	0	0.0	0	0
12/16 vs. Jac.	1	-2	-2.0	-2	0	0	0	0.0	0	0
12/23 @ G.B.	0	0	0.0	0	0	0	0	0.0	0	0
12/30 @ Ten.	Did not play									
1/6 @ Pit.	Did not play									
<b>Totals</b>	<b>15</b>	<b>86</b>	<b>5.7</b>	<b>32</b>	<b>0</b>	<b>0</b>	<b>0</b>	<b>0.0</b>	<b>0</b>	<b>0</b>

**NORTHCUTT'S 2000 SPECIAL TEAMS STATISTICS**

Date/Opponent	PUNT RETURNS					KICKOFF RETURNS				
	No.	Yds.	Avg.	Long	TD	No.	Yds.	Avg.	Long	TD
9/3 vs. Jac.	0	0	0	0	0	0	0	0.0	0	0
9/10 @ Cin.	2	5	2.5	8	0	0	0	0.0	0	0
9/17 vs. Pit.	1	5	5.0	5	0	0	0	0.0	0	0
9/24 @ Oak.	4	40	10.0	18	0	0	0	0.0	0	0
10/1 vs. Bal.	2	16	8.0	12	0	0	0	0.0	0	0
10/8 @ Ari.	3	27	9.0	18	0	0	0	0.0	0	0
10/15 @ Den.	1	22	22.0	22	0	0	0	0.0	0	0
10/22 @ Pit.	1	7	7.0	7	0	0	0	0.0	0	0
10/29 Cin.	3	47	15.7	17	0	0	0	0.0	0	0
11/5 N.Y.G.	1	12	12.0	12	0	0	0	0.0	0	0
11/12 N.E.	4	47	11.8	30	0	0	0	0.0	0	0
11/19 @ Ten.	0	0	0.0	0	0	0	0	0.0	0	0
11/26 @ Bal.	2	30	15.0	15	0	0	0	0.0	0	0
12/3 @ Jac.	2	18	9.0	11	0	0	0	0.0	0	0
12/10 Phi.	1	13	13.0	13	0	0	0	0.0	0	0
12/17 Ten.	Inactive – Ankle									
<b>Totals</b>	<b>27</b>	<b>289</b>	<b>10.7</b>	<b>30</b>	<b>0</b>	<b>0</b>	<b>0</b>	<b>0.0</b>	<b>0</b>	<b>0</b>

**DID YOU KNOW?**

Hall of Fame quarterback Otto Graham's jersey number 14 was retired by the Browns. But did you know that Graham also played the early portion of his career in a different number—jersey number 60.

## SHAUN O'HARA OL



**HEIGHT**

6-3

**WEIGHT**

306

**BIRTHDATE**

June 23, 1977

**ACQUIRED**

FA - '00

**COLLEGE**

Rutgers

**YEAR W/ BROWNS**

3rd

**YEAR IN NFL**

3rd

60

**GAMES PLAYED/STARTED:** 2000 (8/4); 2001 (16/4).

**CAREER TOTALS:** 24 games, 8 starts.

**CAREER TRANSACTIONS:** Signed by the Cleveland Browns as an undrafted rookie free agent April 17, 2000.

**CAREER HIGHLIGHTS:** Started his first NFL game, starting at center at Baltimore on Nov. 26, 2000... Recorded his first career TD reception vs. Detroit on Sept. 23, 2001.

### SEASONAL REVIEWS

**2001:** In his second season with the Browns, added depth along the offensive line with backup center and guard duties...Appeared in all 16 regular-season games on special teams and tackle eligible on goal-line unit, including the final 4 games starting at left guard...Made his first career start at left guard (previous starts at center) vs. Jacksonville on Dec. 16...Started at left guard and helped RB Jamel White rush for 131 yards at Green Bay on Dec. 23 as the Browns offense recorded 168 net yards rushing and 337 total net yards...Continued to start at left guard the following week at Tennessee on Dec. 30 and helped provide enough time for QB Tim Couch to throw for a career-high 336 yards and 3 TDs as the offense rolled to a season-high 409 net yards of offense...Added his first career TD reception vs. Detroit on Sept. 23 on a 2-yard TD from QB Tim Couch as he line up as tackle eligible and gave the Browns a 14-0 second quarter lead.

**2000:** Undrafted rookie free agent earned a roster spot during training camp and appeared in eight games, including four starting assignments at center...Was inactive or did not play in the first eight games of the season...Made his NFL debut vs. Cincinnati on Oct. 29 by playing on special teams... Played special teams the next four weeks...Thrust into the starting lineup at Tennessee on Nov. 19 as starting center Dave Wohlabaugh (ankle) left the game in the first quarter and did not return...Made his first career start at center at Baltimore on Nov. 26...Started the final four games of the regular season replacing Wohlabaugh.

**COLLEGE:** Was selected to the All-Big East first team in 1999...In 1998, earned second team All-Big East accolades...An explosive and versatile performer who consistently graded out as the top offensive lineman for the season...An extremely durable performer who also served as the Scarlet Knights long snapper on all field goal, PAT and punt attempts...Originally earned a spot on the Scarlet Knights roster as a walk-on in the 1995 season and built himself into an outstanding offensive lineman through hard work and effort, starting the last 31 games of his career.

**PERSONAL:** Full name: Shaun O'Hara...Son of David and Lynn O'Hara...Born in Chicago, Ill. and resides in Hillsborough, N.J...Participated in football, basketball and track in high school...Named all-state offensive tackle and defensive end in football and was also named captain his junior and senior years...In basketball was all-conference, all-county center and team captain...Was county, conference

SHAUN O'HARA *continued*

and sectional champion, placing fifth in the state in the discus and also took eighth place at the national track meet in North Carolina...Majored in criminal justice and was on the dean's list at Rutgers... Team captain his senior year...Donates his time to various community programs, including the United Way's Hometown Huddle program, the Make-A-Wish Foundation, the Taste of the NFL to benefit the Cleveland Foodbank and serving dinner and providing turkeys to needy families for the holiday.

## TYRONE ROGERS DL

### YEAR W/ BROWNS

4th

### YEAR IN NFL

3rd

### HEIGHT

6-5

### WEIGHT

250

### BIRTHDATE

March 9, 1974

### ACQUIRED

FA - '99

### COLLEGE

Alabama State



# 78

**GAMES PLAYED/STARTED:** 1999 (3/0); 2000 (16/0); 2001 (16/10).

**CAREER TOTALS:** 35 games, 10 starts.

**CAREER TRANSACTIONS:** Signed by the Cleveland Browns as rookie free agent on April 23, 1999... Signed by Cleveland to practice squad Sept. 6, 1999...Signed by Cleveland to active roster Nov. 23, 1999.

**CAREER HIGHLIGHTS:** Established a career-high 41 tackles and 6 sacks in 2001 with Cleveland... Recorded a career-high 6 tackles vs. Jacksonville on Dec. 16, 2001 and at Pittsburgh on Jan. 6, 2002.

### SEASONAL REVIEWS

**2001:** Played a key role on the Browns defense and earned a starting spot at defensive end with his tenacious work ethic and quickness...Started 10 games including eight at left defensive end and two games at right defensive end and established a career-high 41 tackles, including 29 solo tackles, 6 sacks for 31 yards, 3 passes defensed and 1 forced fumble...Made his first career start at right defensive end at Cincinnati on Oct. 14...Added sacks in the following games: 1 for 7 yards vs. Detroit on Sept. 23; 1 for 4 yards vs. Pittsburgh on Nov. 11; 1 for 3 yards vs. Cincinnati on Nov. 25; 1 for 3 yards vs. Jacksonville on Dec. 16; 1 for 10 yards at Tennessee on Dec. 30 and 1 for 4 yards at Pittsburgh on Jan. 6...Matched a career high with 6 tackles vs. Jacksonville on Dec. 16 and at Pittsburgh on Jan. 6...**Game 1 vs. Seattle 9/9:** Played defensive end in the defensive line rotation with 1 tackle...Also played on special teams...**Game 2 vs. Detroit 9/23:** Played defensive end in the defensive line rotation and also appeared on special teams...Recorded 1 sack on Lions QB Ty Detmer late in the fourth quarter for a 7-yard loss...**Game 3 at Jacksonville 9/30:** Played defensive end in the defensive line rotation...Also played special teams...**Game 4 vs. San Diego 10/7:** Played defensive end in the defensive line rotation with 1 tackle for loss, and 2 quarterback pressures on San Diego QB Doug Flutie...Part of the defensive that limited the Chargers to 269 total net yards...Also played on special teams...**Game 5 at Cincinnati 10/14:** Made his first career start at the right defensive end position with 1 tackle for loss and 1 PBU...Also played special teams...**Game 6 vs. Baltimore 10/21:** Started at right defensive end for the second consecutive game with 1 tackle and 2 quarterback pressures...Part of a defensive effort that limited the Ravens to 208 net yards passing and forced 7 sacks, 2 interceptions and 1 fumble on the afternoon...**Game 7 at Chicago 11/4:** Played defensive tackle in the defensive line rotation and recorded 3 tackles (1 solo), 2 quarterback pressures on Bears QB Shane Matthews and 1 PBU...Also played special teams...**Game 8 vs. Pittsburgh 11/11:** Started at left defensive tackle and recorded 3 solo tackles, 1 sack for 4 yards and 1 forced fumble...Made a key defensive play late in the third quarter as he chased down Steelers QB

## PLAYERS VETERANS

### TYRONE ROGERS *continued*

Kordell Stewart at the Browns 1-yard line and forced a fumble which was ruled out of bounds in the end zone, which resulted in a touchback and the Browns getting the ball at their own 20-yard line... Recorded a sack on Steelers QB Kordell Stewart in the fourth quarter on a second-and-10 play for a 4-yard loss at the Steelers 11-yard line...**Game 9 at Baltimore 11/18:** Started at left defensive end and recorded 5 solo tackles and 1 quarterback pressure on Ravens QB Elvis Grbac... Forced Grbac to throw an incomplete pass with pressure in the first quarter on a fourth-and-goal from the Browns 1-yard line and the Browns took over possession on downs... Part of a defensive effort that forced 5 Ravens turnovers and allowed only 108 net yards rushing...**Game 10 vs. Cincinnati 11/25:** Started at left defensive end with 1 solo tackle, 1 sack for 3 yards and 3 quarterback pressures... In the fourth quarter, recorded his third sack of the year with a 3-yard sack of Bengals QB Akili Smith... Part of a defensive effort that limited the Bengals to 191 net yards of offense and forced 6 defensive turnovers, 3 sacks and recorded the club's first shutout since Sept. 18, 1994 (32-0 vs. Arizona)...**Game 11 vs. Tennessee 12/2:** Started at left defensive end with 2 tackles, including 1 tackle for loss and 2 quarterback pressures...**Game 12 at New England 12/9:** Played left defensive end with 3 tackles (2 solos) and 1 quarterback pressure... Did not get the start as the Browns opened in the nickel defensive package... Part of a defensive effort that limited the Patriots to 290 net yards, including 81 net yards rushing, and forced 3 sacks and 2 interceptions...**Game 13 vs. Jacksonville 12/16:** Started at left defensive end and registered 6 tackles (5 solos), 1 sack for 3 yards, 2 quarterback pressures and 1 PBU... Recorded a sack in the second quarter with a 3-yard sack on Jaguars QB Mark Brunell... His 6 tackles marked a career high... Part of a defensive effort that created 8 sacks, 3 turnovers (2 interceptions, 1 fumble recovery) and allowed only 282 net yards of offense...**Game 14 at Green Bay 12/23:** Started at left defensive end and recorded 4 tackles (2 solos) and 2 quarterback pressures on Packers QB Brett Favre...**Game 15 at Tennessee 12/30:** Started at left defensive end and recorded 4 tackles (3 solos), 1 tackle for loss, 1 sack for 10 yards and 1 quarterback pressure... Added his fifth sack of the year in the fourth quarter on a 10-yard sack of QB Steve McNair at the Tennessee 24-yard line to force a third-and-19 play as the Titans were forced to punt and the Browns took the next possession for a game-winning FG...**Game 16 at Pittsburgh 1/6:** Started at left defensive end and matched a career-high with 6 solo tackles and 1 sack for 4 yards... Recorded his sixth sack of the year in the third quarter on a 4-yard sack of Steelers QB Tommy Maddox.

**2000:** In his second season with the Browns, appeared in 16 games in a reserve role at defensive end and recorded a 15 tackles (11 solos), 2 sacks and 1 recovered fumble... Also appeared on special teams with 11 tackles... Registered both his sacks against the Titans: 1 at Tennessee on Nov. 19 and 1 vs. Tennessee on Dec. 17... Added a fumble recovery at Tennessee on Nov. 19... Had 2 special teams fumble recoveries at Cincinnati on Sept. 10 and at Arizona on Oct. 8.

**1999:** Signed by Cleveland as a rookie free agent and progressed throughout the season from the practice squad to the 53-man active roster... Played in three games and had 4 tackles (3 solos) on the season... Spent the first 11 weeks of the regular season on the practice squad... Signed to Browns active roster Nov. 23... Listed as inactive Weeks 12-13... Appeared in his first NFL game at Cincinnati on Dec. 12 at defensive end and recorded 3 tackles, including 2 solos... Also played on special teams with 1 tackle... Played defensive end vs. Jacksonville on Dec. 19 with 1 solo tackle... Also played special teams with 1 solo tackle... In the season finale vs. Indianapolis on Dec. 26, played defensive end and also played special teams.

**COLLEGE:** Four-year letterman... Career totals included 189 total tackles, 27 tackles for losses, 13 sacks, 7 passes defended, 5 recovered fumbles and 3 forced fumbles... Posted 63 tackles, 15 tackles for losses, 8 sacks, 3 passes defended and 1 recovered fumble as senior... Totaled 78 tackles, 7 tackles for losses, 3 sacks, 1 pass defended, 1 forced fumble and 1 recovered fumble as junior... Had 36 tackles, 4 tackles for losses, 2 sacks, 2 recovered fumbles, 2 passes defended and 1 forced fumble as sophomore... Totaled 12 tackles, 1 tackle for loss, 1 recovered fumble, 1 forced fumble and 1 pass defended as freshman... Majored in physical education.

**TYRONE ROGERS** *continued*

**PERSONAL:** Born March 9, 1974, in Montgomery, Ala...Attended Robert E. Lee (Ala.) High School...He and his wife, Vonita, and have three daughters, Alexis, Taylor and Tynia, and the family resides in Montgomery, Ala...Assists in Browns community relations efforts by donating his time to the Special Olympics, United Way's Hometown Huddle program of building playgrounds, visiting children at Rainbow Babies and Children's Hospital, assisting at a turkey giveaway program during the Thanksgiving holiday and Adopt-A-Family during the holidays.

**ROGERS' SINGLE-GAME CAREER HIGHS**

**TACKLES:** 6 vs. Jacksonville 12/16/01; at Pittsburgh 1/6/02

**SACKS:** 1, eight times latest: at Pittsburgh 1/6/02

**FUMBLE RECOVERED:** 1 at Tennessee 11/19/00

**FORCED FUMBLE:** 1 vs. Pittsburgh 11/11/01

**ROGERS' DEFENSIVE STATISTICS**

Year	TACKLES			Sacks No/Yds	Int's No/Yds	PBU	Fumbles Rec./For.	Special Teams Tackles
	Total	Solo	Asst.					
1999 (Cle.)	4	3	1	0/0	0/0	0	0/0	2
2000 (Cle.)	15	11	4	2/11	0/0	1	1/0	11
2001 (Cle.)	41	33	8	6/31	0/0	3	0/1	0
Career	60	47	13	8/42	0/0	4	1/1	13

**ROGERS' 2001 GAME-BY-GAME DEFENSIVE STATISTICS**

Date/Opponent	TACKLES			Sacks No/Yds	Int's No/Yds	PBU	Fumbles Rec./For.	OBs Pressures
	Total	Solo	Asst.					
9/9 vs. Sea.	1	1	0	0/0	0/0	0	0/0	0
9/23 vs. Det.	0	0	0	1/7	0/0	0	0/0	0
9/30 @ Jac.	0	0	0	0/0	0/0	0	0/0	0
10/7 vs. S.D.	1	1	0	0/0	0/0	0	0/0	2
10/14 @ Cin.	1	1	0	0/0	0/0	1	0/0	0
10/21 vs. Bal.	1	0	1	0/0	0/0	0	0/0	2
11/4 @ Chi.	3	1	2	0/0	0/0	1	0/0	2
11/11 vs. Pit.	3	3	0	1/4	0/0	0	0/1	0
11/18 @ Bal.	5	5	0	0/0	0/0	0	0/0	1
11/25 vs. Cin.	1	1	0	1/3	0/0	0	0/0	3
12/2 vs. Ten.	2	1	1	0/0	0/0	0	0/0	2
12/9 @ N.E.	3	2	1	0/0	0/0	0	0/0	1
12/16 vs. Jac.	6	5	1	1/3	0/0	1	0/0	2
12/23 @ G.B.	4	2	2	0/0	0/0	0	0/0	2
12/30 @ Ten.	4	4	0	1/10	0/0	0	0/0	1
1/6 @ Pit.	6	6	0	1/4	0/0	0	0/0	0
Totals	41	33	8	6/31	0/0	3	0/1	18

CLEVELAND



**BROWNS**

*foundation*

ORPHEUS ROYE DT



**HEIGHT**  
6-4  
**WEIGHT**  
313  
**BIRTHDATE**  
Jan. 21, 1973  
**ACQUIRED**  
UFA (Pit.) – '00  
**COLLEGE**  
Florida State

**YEAR W/ BROWNS**  
3rd  
**YEAR IN NFL**  
7th

99

**GAMES PLAYED/STARTED:** 1996 (13/1, 2/0); 1997 (16/0, 2/0); 1998 (16/9); 1999 (16/16); 2000 (16/16); 2001 (12/10).

**CAREER TOTALS:** 89 games, 52 starts.

**POSTSEASON TOTALS:** 4 games, 0 starts.

**CAREER TRANSACTIONS:** Originally selected by the Pittsburgh Steelers in the sixth round in the 1996 NFL Draft...Signed by the Cleveland Browns as an unrestricted free agent on Feb. 12, 2000.

**CAREER HIGHLIGHTS:** In six NFL seasons, has appeared in 89 career NFL games, including 52 starts... Established career highs in 2000 for the Browns with 69 tackles.

SEASONAL REVIEWS

**2001:** In his second season with the Browns, started in 10-of-12 contests at defensive end and totaled 34 tackles (23 solos), 12 QB pressures, 5 passes defended and 1 interception...Had five starts at right defensive end and five at left defensive end...Added a safety by tackling Steelers RB Jerome Bettis in the end zone for a safety on Nov. 11...Had an interception at Jacksonville on Sept. 30 in the first quarter on a pass from Jaguars QB Mark Brunell...Had a season-high 6 tackles (4 solos) vs. Baltimore on Oct. 21...Suffered a left knee injury late in the fourth quarter at New England on Dec. 9 and was placed on Injured Reserve on Dec. 12, forcing him to miss the final four regular-season games... **Game 1 vs. Seattle 9/9:** Started at left defensive end with 3 solo tackles, 1 TFL and 2 quarterback pressures on Seattle QB Matt Hasselbeck...**Game 2 vs. Detroit 9/23:** Started at left defensive end with 3 tackles, including 2 solo stops...**Game 3 at Jacksonville 9/30:** Started at left defensive end with 2 quarterback pressures and 1 interception...On the first play from scrimmage in Jacksonville's opening drive, intercepted a pass from Jaguars QB Mark Brunell intended for RB Stacey Mack at the Jacksonville 15-yard line, which resulted in a Browns FG and early 3-0 lead...Part of a defensive effort that limited Jacksonville to 98 net yards rushing and 259 net yards of offense...**Game 4 vs. San Diego 10/7:** Started at left defensive end with 2 tackles (1 solo) and 1 quarterback pressure on San Diego QB Doug Flutie...Part of the defensive that limited the Chargers to 269 total net yards...**Game 5 at Cincinnati 10/14:** Played both the right and left defensive tackle positions as DE Tyrone Rogers got the starting assignment at right defensive end and DE Keith McKenzie started at left defensive end... Recorded 2 tackles (one solo) and 1 tackle for loss...**Game 6 vs. Baltimore 10/21:** Started at right defensive tackle and recorded 6 tackles (4 solos), 1 pass defended and 1 quarterback pressure...His 6 tackles marked a season high...Part of a defensive effort that limited the Ravens to 208 yards net passing, forced 7 sacks, 2 interceptions and 1 fumble in the Browns' 24-14 win...**Game 7 at Chicago 11/4:** Started at right defensive tackle and recorded 2 solo tackles, 1 quarterback pressure and 2 passes defended...Part of a defensive effort that forced 3 interceptions, 3 fumbles (1 recovered), 5 sacks and 11 passes defended...**Game 8 vs. Pittsburgh 11/11:** Started at right defensive tackle and recorded 5 tackles (3 solos), 2 tackles for loss, 1 safety and 1 pass defended...Recorded a safety in the first quarter on a 1-yard tackle for loss on



ORPHEUS ROYE *continued*

Steelers RB Jerome Bettis, which gave the Browns an early 2-0 lead...**Game 9 at Baltimore 11/18:** Started at right defensive tackle and recorded 5 tackles (4 solos), 1 tackle for loss and 2 quarterback pressures on Ravens QB Elvis Grbac...Part of a defensive effort that forced 5 Ravens turnovers and only 108 net yards rushing...**Game 10 vs. Cincinnati 11/25:** Started at left defensive tackle with 1 quarterback pressure...Part of a defensive effort that limited the Bengals to 191 net yards of offense and forced 6 defensive turnovers, 3 sacks and recorded the club's first shutout since Sept. 18, 1994 (32-0 vs. Arizona)...**Game 11 vs. Tennessee 12/2:** Started at right defensive tackle with 4 tackles (3 solos) and 1 quarterback pressure...Early in the first quarter, moved over to right defensive end, replacing the injured Courtney Brown (ankle)...**Game 12 at New England 12/9:** Played defensive tackle with 1 tackle, 1 quarterback pressure and 1 PBU...Did not get the start as the Browns opened in the nickel defensive package...Part of a defensive effort that limited the Patriots to 290 net yards, including 81 net yards rushing, and forced 3 sacks and 2 interceptions...Left the game late in the fourth quarter with a left knee injury...Placed on Reserve-Injured list (left knee sprain) on Dec. 12.

**2000:** In his first season with Cleveland, started 16 games at left defensive tackle and established a career-high 69 tackles (43 solos), 2 sacks for 8.5 yards, 4 passes defensed and 1 recovered fumble...Also recorded career-highs with 9 tackles in both contests against his former team, Pittsburgh, on Sept. 17 in Cleveland and on Oct. 22 in Pittsburgh...Blocked a 42-yard FG attempt at Cincinnati on Sept. 10 in the Browns 24-7 win over the Bengals...Recorded sacks vs. Jacksonville on Sept. 3; 0.5 sack vs. Cincinnati on Oct. 29; and 0.5 sack vs. Philadelphia on Dec. 10...Added 1 fumble recovery vs. New England on Nov. 12.

**1999:** Marked the first time in his NFL career he started in all 16 regular-season games...He had 57 total tackles, including 45 solos...Also added 4.5 sacks for 42.5 yards, 1 interception, 6 passes defensed, 10 quarterback hurries/pressures and 14 tackles for losses...Collected 1 interception and 1 fumble recovery...Ranked fourth on the team with 4.5 sacks...Started the first three regular-season games at right defensive end and the final 13 at left defensive end...Added 6 solo tackles at San Francisco on Nov. 7...Had 2 sacks vs. Cincinnati on Nov. 28.

**1998:** Finished the season with 42 total tackles, including 32 solo stops...Also registered 3.5 sacks, which tied Nolan Harrison and Carlos Emmons for the third most on the team, and 1 pass defensed...Was credited with 8 special teams tackles...Played in all 16 games and started nine contests, including seven consecutive starts vs. Baltimore on Oct. 18 – at Tennessee Nov. 15...Made his second career start at left end for the injured Nolan Harrison at Miami on Sept. 20 and had a strong game, registering 7 total tackles (6 solos)...Made his second consecutive start at left end against Seattle on Sept. 27 and finished the game with 3 total tackles and 1 special teams assist...Started his third consecutive game at left end at Cincinnati on Oct. 11 registering 2 total tackles and 1 sack for 2 yards...Added 7 tackles vs. Tennessee on Nov. 1...Registered a sack for 4 yards at Tennessee on Nov. 15...Had a key play on special teams at Detroit on Nov. 26 with a forced fumble on the opening kickoff of the second half, which was recovered by the Steelers...Registered 1 sack for a 10-yard loss against New England on Dec. 6... In the season finale, started for the injured Nolan Harrison at left defensive end at Jacksonville on Dec. 28 and registered 6 solo tackles, and 1 sack for minus-14 yards.

**1997:** Played in all 16 regular-season games and both postseason contests...Finished the season with 4 total tackles, 3 solos...Had 1 sack for 13 yards and 1 forced fumble...Also had 17 special teams tackles...Had accumulated most of his significant playing time of the season against Cincinnati on Nov. 16, registering 2 tackles, his only sack and forced the first career fumble of his career against Jeff Blake...Had 1 special teams tackle in the post-season.

**1996:** Played 13 games and emerged as team's top wedge buster...Played in Games 1 and 2...Was inactive for Games 3-5...Lined up on kickoff team for Games 6-14...Recorded his first NFL tackle vs. St. Louis Rams on Nov. 3...Suffered concussion at Cincinnati on Nov. 10...Added 1 tackle vs. San Francisco on Dec. 1 and at Carolina on Dec. 22...Played postseason games vs. Indianapolis on Dec. 29 and New England on Jan. 5, 1997 with a season high 3 tackles, 2 solos, and 1 sack at Patriots.

# PLAYERS

## VETERANS

### ORPHEUS ROYE *continued*

**COLLEGE:** Was slowed by ankle and rib injuries for most of senior season, but did come on toward end of year to finish with 45 tackles and 2 sacks...Lined up at defensive tackle...Played every game and started final six contests as junior at defensive tackle...Recorded 35 tackles...Collected season-high 9 tackles in 41-10 win over Georgia Tech...Rejoined team after originally signing with Seminoles in 1992...Attended Jones Community (Miss.) College...Named JC All-America, registering 76 tackles and 12 sacks...Also earned all-region and all-state honors...Played eight games as a freshman and made 46 stops...Was a criminal justice major.

**PERSONAL:** Single...Lives in Carrol City, Fla...Was an all-conference and all-county selection for Miami Springs High School...Full name: Orpheus Michael Roye...Has supported Browns community programs, including Habitat For Humanity and the Taste of the NFL to benefit the Cleveland Foodbank.

### ROYE'S SINGLE-GAME CAREER HIGHS

**TACKLES:** 9 vs. Pittsburgh (9/17/00); at Pittsburgh (10/22/00)

**SACKS:** 2 vs. Cincinnati (11/28/99)

**FUMBLE RECOVERIES:** 1 vs. Cleveland (11/14/99); vs. New England (11/12/00)

**FORCED FUMBLES:** 1 vs. Cincinnati (11/16/97)

**INTERCEPTIONS:** 1 twice: latest at Jacksonville (9/30/01)

**SAFETY:** 1 vs. Pittsburgh (11/11/01)

**BLOCKED FG:** 1 at Cincinnati (9/10/00)

### ROYE'S DEFENSIVE STATISTICS

Year	TACKLES			Sacks No/Yds	Int's No/Yds	PBU	Fumbles Rec./For.	Special Teams Tackles
	Total	Solo	Asst.					
1996 (Pit.)	3	1	2	0	0/0	0	0/0	0
1997 (Pit.)	4	3	1	1.0	0/0	0	0/1	17
1998 (Pit.)	42	34	8	3.5	0/0	0	0/0	8
1999 (Pit.)	57	45	12	4.5	1/-	6	1/0	0
2000 (Cle.)	69	43	26	2/8.5	0/0	4	1/0	0
2001 (Cle.)	34	28	6	0/0	1/0	5	0/0	0
Career	209	154	55	11	2/-	15	2/1	25

### ROYE'S 2001 GAME-BY-GAME DEFENSIVE STATISTICS

Date/Opponent	TACKLES			Sacks No/Yds	Int's No/Yds	PBU	Fumbles Rec./For.	QB's Pressures
	Total	Solo	Asst.					
9/9 vs. Sea.	4	4	0	0/0	0/0	0	0/0	2
9/23 vs. Det.	3	2	1	0/0	0/0	0	0/0	0
9/30 @ Jac.	0	0	0	0/0	1/0	0	0/0	2
10/7 vs. S.D.	2	1	1	0/0	0/0	0	0/0	1
10/14 @ Cin.	2	2	0	0/0	0/0	0	0/0	0
10/21 vs. Bal.	6	4	2	0/0	0/0	1	0/0	1
11/4 @ Chi.	2	2	0	0/0	0/0	2	0/0	1
11/11 vs. Pit.	5	5	0	0/0	0/0	1	0/0	0
11/18 @ Bal.	5	5	0	0/0	0/0	0	0/0	2
11/25 vs. Cin.	0	0	0	0/0	0/0	0	0/0	1
12/2 vs. Ten.	4	3	1	0/0	0/0	0	0/0	1
12/9 @ N.E.	1	0	1	0/0	0/0	1	0/0	1
12/16 vs. Jac.	Injured Reserve – (left knee sprain)							
12/23 @ G.B.	Injured Reserve – (left knee sprain)							
12/30 @ Ten.	Injured Reserve – (left knee sprain)							
1/6 @ Pit.	Injured Reserve – (left knee sprain)							
Totals	34	28	6	0/0	1/0	5	0/0	12

**ROYE'S 2000 GAME-BY-GAME DEFENSIVE STATISTICS**

Date/Opponent	TACKLES			Sacks No/Yds	Int's No/Yds	PBU	Fumbles Rec./For.
	Total	Solo	Asst.				
9/3 vs. Jac.	7	5	2	1/5	0/0	0	0/0
9/10 @ Cin.	1	0	1	0/0	0/0	0	0/0
9/17 vs. Pit.	9	5	4	0/0	0/0	2	0/0
9/24 @ Oak.	7	4	3	0/0	0/0	0	0/0
10/1 vs. Bal.	5	3	2	0/0	0/0	1	0/0
10/8 @ Ari.	4	3	1	0/0	0/0	0	0/0
10/15 @ Den.	5	3	2	0/0	0/0	0	0/0
10/22 @ Pit.	9	8	1	0/0	0/0	0	0/0
10/29 Cin.	3	1	2	0.5/2.5	0/0	0	0/0
11/5 N.Y.G.	4	3	1	0/0	0/0	0	0/0
11/12 N.E.	5	3	2	0/0	0/0	0	1/0
11/19 @ Ten.	2	1	1	0/0	0/0	0	0/0
11/26 @ Bal.	2	2	0	0/0	0/0	0	0/0
12/3 @ Jac.	3	2	1	0/0	0/0	0	0/0
12/10 Phi.	0	0	0	0.5/1	0/0	1	0/0
12/17 Ten.	3	0	3	0/0	0/0	0	0/0
<b>Totals</b>	<b>69</b>	<b>43</b>	<b>26</b>	<b>2.0/8.5</b>	<b>0/0</b>	<b>4</b>	<b>1/0</b>

**DWAYNE RUDD LB**

**YEAR W/ BROWNS**

2nd

**YEAR IN NFL**

6th

**HEIGHT**

6-2

**WEIGHT**

235

**BIRTHDATE**

Feb. 3, 1976

**ACQUIRED**

UFA (Min.) - '01

**COLLEGE**

Alabama



**57**

**GAMES PLAYED/STARTED:** 1997 (16/2, 2/2); 1998 (15/15, 2/2); 1999 (16/16, 2/2); 2000 (14/13, 2/2); 2001 (16/16).

**CAREER TOTALS:** 77 games, 62 starts.

**POSTSEASON TOTALS:** 8 games, 8 starts.

**CAREER TRANSACTIONS:** Selected by the Minnesota Vikings in the first round, 20th overall, in the 1997 NFL Draft...Signed by Cleveland as an unrestricted free agent on Feb. 4, 2001.

**CAREER HIGHLIGHTS:** Through five NFL seasons, has totaled 522 tackles (320 solos), 11.5 sacks, 27 passes defended, 5 forced fumbles and 4 fumble recoveries...Set a Minnesota record for fumbles returned for touchdowns in a season and career with 2, vs. Cincinnati on Nov. 15, 1998 and vs. Chicago on Dec. 6, 1998...Set a Vikings record with a 94-yard fumble return for a touchdown vs. Chicago on Dec. 6, 1998.

**SEASONAL REVIEWS**

**2001:** In his first season with the Browns, led club with 122 tackles (82 solos), 0.5 sacks for 4.5 yards, 1 interception, 6 PBU and 2 FF...Started all 16 games at weakside linebacker and had four games of 10

## PLAYERS VETERANS

### DWAYNE RUDD *continued*

tackles or more...Had a season-high 13 tackles, including 7 solos, at Chicago on Nov. 4...Added 0.5 sack vs. Cincinnati on Nov. 25...Recorded his first career interception vs. Baltimore on Oct. 21 on a pass from QB Elvis Grbac...Recovered a fumble vs. Seattle on Sept. 9 and vs. Baltimore on Oct. 21...Also played on special teams with 8 tackles...**Game 1 vs. Seattle 9/9:** Started at weakside linebacker and led the club with 8 tackles (5 solos) and 1 forced fumble...**Game 2 vs. Detroit 9/23:** Started at weakside linebacker and was tied for second on the club with 7 tackles (5 solos)...Also played special teams with 1 tackle...**Game 3 at Jacksonville 9/30:** Started at weakside linebacker and led the club with 10 tackles, including 7 solos...Part of a defensive effort that limited Jacksonville to 98 net yards rushing and 259 net yards of offense...**Game 4 vs. San Diego 10/7:** Started at weakside linebacker and led the club with 9 solo tackles, added 1 quarterback pressure on San Diego QB Doug Flutie and had 1 pass defended...Part of the defensive effort that limited the Chargers to 269 total net yards...Also played special teams with 1 tackle...**Game 5 at Cincinnati 10/14:** Started at weakside linebacker and recorded 7 tackles (5 solos) and 2 quarterback pressures on Bengals QB Scott Kitna...Also played on special teams...**Game 6 vs. Baltimore 10/21:** Started at weakside linebacker and was second on the club with 10 tackles, including 8 solos, 1 interception, 1 forced fumble and 2 passes defended...Recorded his first career interception in the first quarter on a pass from Ravens QB Elvis Grbac intended for FB Sam Gash at the Baltimore 41-yard line...Part of a defensive effort that limited the Ravens to 208 net yards passing and forced 7 sacks, 2 interceptions and 1 fumble on the afternoon...**Game 7 at Chicago 11/4:** Started at weakside linebacker and led the club with a season-high 13 tackles, including 7 solos...Part of a defensive effort that forced 3 interceptions, 3 fumbles (1 recovered), 5 sacks and 11 passes defended...Also played special teams with 1 tackle...**Game 8 vs. Pittsburgh 11/11:** Started at weakside linebacker with 5 tackles, including 2 solos...**Game 9 at Baltimore 11/18:** Started at weakside linebacker and recorded 4 tackles, 1 quarterback pressure on Ravens QB Elvis Grbac and 1 pass defended...Part of a defensive effort that forced five Ravens turnovers and only 108 net yards rushing...**Game 10 vs. Cincinnati 11/25:** Started at weakside linebacker and added 6 tackles (4 solos), 0.5 sack for 4.5 yards and 1 quarterback pressure...In the fourth quarter, recorded 0.5 sack along with DE Courtney Brown on Bengals QB Scott Mitchell on a 9-yard sack on a fourth-and-goal from the Browns 2-yard line to halt a potential Bengals scoring drive as the Browns gained possession on downs...Part of a defensive effort that limited the Bengals to 191 net yards of offense and forced 6 defensive turnovers, 3 sacks and recorded the club's first shutout since Sept. 18, 1994 (32-0 vs. Arizona)...**Game 11 vs. Tennessee 12/2:** Started at weakside linebacker with 3 tackles, including 2 solos...Also played special teams with 2 tackles...**Game 12 at New England 12/9:** Started at weakside linebacker with 7 tackles (3 solos) and 1 pass defended...Part of a defensive effort that limited the Patriots to 290 net yards, including 81 net yards rushing, and forced 3 sacks and 2 interceptions...Also played special teams with 1 tackle...**Game 13 vs. Jacksonville 12/16:** Started at weakside linebacker and recorded 7 tackles (4 solos) and 1 quarterback pressure on Jaguars QB Mark Brunell...Part of a defensive effort that created 8 sacks, 3 turnovers (2 interceptions, 1 fumble recovery) and allowed only 282 net yards of offense...**Game 14 at Green Bay 12/23:** Started at weakside linebacker and ranked second on the club with 9 tackles (8 solos) and 1 pass defended...**Game 15 at Tennessee 12/30:** Started at weakside linebacker and recorded 7 tackles (4 solos), 1 tackle for loss and 1 quarterback pressure on Titans QB Steve McNair...Also played on special teams with 1 tackle...**Game 16 at Pittsburgh 1/6:** Started at weakside linebacker and tied for the club lead with 10 tackles, including 8 solo stops...Also played special teams with 1 tackle.

**2000:** In his fourth season with the Vikings, appeared in 14 games with 13 starts and ranked fourth on the club with 91 tackles (38 solos), 4 passes defended, 1 sack and 1 forced fumble...Opened the season on Sept. 3 with 2 tackles in the Vikings' 30-27 win vs. Chicago...Credited with 6 tackles and 1 pass defended vs. Miami on Sept. 10...Added 7 tackles (3 solos) in Minnesota's 21-13 win at New England on Sept. 17...Following the bye week, had 5 tackles, including 2 solos, in the Vikings' 31-24 win at Detroit on Oct. 1...On Monday Night Football, had 7 tackles (5 solos) in Minnesota's 30-23 win vs. Tampa Bay...Registered a season-high 11 tackles (5 solos) at Chicago on Oct. 15...Recorded 7 tackles (4 solos) as the Vikings extended their undefeated streak to seven games in a 31-27 win vs. Buffalo on Oct. 22...Had 9

**DWAYNE RUDD** *continued*

tackles (6 solos) in the Vikings' first setback of the season, a 41-13 loss at Tampa Bay on Oct. 29...On Monday Night Football at Green Bay on Nov. 6, credited with 5 tackles, including 3 solos...Recorded 8 tackles, including 3 solos, with 1 sack vs. Arizona on Nov. 12...Had 6 tackles, including 2 solos, in the Vikings' 31-17 win vs. Carolina on Nov. 19...Started at linebacker and recorded 5 tackles on Thanksgiving Day on Nov. 23 at Dallas in Minnesota's 27-15 win...Was out of the lineup with a shoulder injury on Nov. 30 vs. Detroit and on Dec. 10 at St. Louis...Returned to the lineup on Dec. 17 vs. Green Bay and was credited with 5 tackles, including 2 solos...Wrapped up the regular season with 8 tackles on Dec. 24 at Indianapolis...Started both of the team's postseason games and totaled 17 tackles, including 12 solos...In the NFC Divisional Playoff Game vs. New Orleans on Jan. 6, 2001, led the team with 11 tackles, including 8 solos and 1 pass defended in the Vikings' 34-16 win over the Saints...In the NFC Championship Game vs. the New York Giants on Jan. 14, 2001, had 6 tackles, including 4 solos.

**1999:** Named to the All-Madden Team for the second straight season...Started all 16 regular-season games for the first time in his career...Posted 100+ solo tackles for the first time in his career...Led or tied for team lead in tackles five times during the season: at Green Bay on Sept. 26, at Denver on Oct. 31, at Chicago on Nov. 14, vs. Green Bay on Dec. 20 and at New York Giants on Dec. 26...Set new career-high for total tackles with 14 and solo tackles with 12 at Chicago on Nov. 14...Tied career-high with 2 tackles for loss on three occasions during the season: vs. Chicago on Oct. 10, at Chicago on Nov. 14 and at Kansas City on Dec. 12...Forced first fumble of his career in season opener at Atlanta on Sept. 12 and finished the season with 2 forced fumbles...Tied career-high with 7 passes defended on the season...Led Vikings linebackers with 3 sacks on the season and 2 forced fumbles...Ranked third on the team with 8 tackles for loss...Ranked second on the team with 15 tackles (11 solos) in the postseason...Only Vikings defender to have forced fumble, fumble recovery and tackle for loss in postseason...Added a pair of special teams tackles in the playoffs.

**1998:** Named to the *Associated Press* and *Football Digest* all-pro second team...Selected to the *Football News* All-NFC team...All-Madden Team honoree...Finished second on the team with 113 tackles and 3 fumble recoveries...Was third on the team with 10 tackles for loss and third on the squad with 76 solo tackles...Led Viking linebackers and defensive linemen with 7 passes defended...Led the team in tackles five times during the regular season, including the first four games of the season...Posted 12 tackles in season opener vs. Tampa Bay on Sept. 6...Had 9 solo tackles in back-to-back games at Cincinnati on Nov. 15 and vs. Green Bay on Nov. 22...Had 2 sacks on the season: 1 vs. Green Bay on Nov. 22 and 1 at Tennessee on Dec. 26...Inactive for game vs. Washington on Oct. 18 with shoulder injury...In the final seven games of the regular season, he posted 52 tackles, 3 fumble recoveries (2 for touchdowns), 3 tackles for loss, 3 passes defended and 2 sacks...Recorded his first career fumble and scored his first career touchdown on the same play vs. Cincinnati on Nov. 15 when he scooped up a Neil O'Donnell fumble forced by John Randle and sprinted 63 yards for the score.

**1997:** Appeared in every game for the Vikings in 1997...Finished season with 44 tackles and 5 sacks on the year...His 5 sacks ranks as the third most by a rookie in team history and is tied for the third highest single-season total by a linebacker in team history...Began the season playing linebacker in passing situations...Started first career NFL game vs. Detroit on Dec. 14...Recovered inside kick during first career NFL game at Buffalo on Aug. 31...Recorded first career sack vs. Tampa Bay on Sept. 14...Selected with the 20th choice, third linebacker after James Farrior (eighth, Jets) and Reinard Wilson (14th, Cincinnati), in the 1997 NFL Draft...Entered the draft following his junior season at Alabama.

**COLLEGE:** First team All-America by AFCA and *Football Digest* as a junior...Second team All-America by *Associated Press* and *Football News*...Southeastern Conference Defensive Player of the Year in 1996...Consensus first team All-SEC...Semifinalist for the Butkus Award, given to nation's best linebacker...Team went 30-7 (.811) over final three seasons...Named MVP of the Outback Bowl after returning an interception of a Brian Griese pass 88 yards for a TD to seal Alabama's win over Michigan.

# PLAYERS

## VETERANS

### DWAYNE RUDD *continued*

**PERSONAL:** Born in Batesville, Miss...Helped South Panola (Batesville, Miss.) High School post a 13-0 record and win the state title as a senior...Had 119 tackles, 16 sacks, 4 fumble recoveries and 1 interception despite missing three games as a high school senior...Majored in criminal justice...Involved in the Cleveland community by donating his time to various charitable events including Coats For Kids, the Taste of the NFL to benefit the Cleveland Foodbank and purchasing toys for youth during the holidays.

### RUDD'S SINGLE-GAME CAREER HIGHS

**TACKLES:** 14 at Chicago 11/14/99

**SOLO TACKLES:** 12 at Chicago 11/14/99

**SACKS:** 1, 11 times, vs. Arizona 11/12/00

**INTERCEPTIONS:** 1 vs. Baltimore 10/21/01

**FORCED FUMBLES:** 1 at Atlanta 9/12/99; vs. San Diego 11/28/99; vs. Tampa Bay 10/9/00; vs. Seattle 9/9/01

**FUMBLE RECOVERIES:** 1 vs. Cincinnati 11/18/98; vs. Green Bay 11/15/98; vs. Chicago 12/6/98; vs. Green Bay 12/20/99

**PASSES DEFENSED:** 2 at St. Louis 9/13/98; at Tennessee 12/26/98; vs. Baltimore 10/21/01

**DEFENSIVE SCORES:** 1, two times: 63-yd fumble return TD vs. Cincinnati 11/15/98; 94-yard fumble return TD vs. Chicago 12/6/98

### RUDD'S DEFENSIVE STATISTICS

Year	TACKLES			Sacks No/Yds	Int's No/Yds	PBUs	Fumbles Rec./For.	Special Teams Tackles
	Total	Solo	Asst.					
1997 (Min.)	44	21	23	5/-	0/0	3	0/0	9
1998 (Min.)	113	76	37	2/-	0/0	7	3/0	0
1999 (Min.)	152	102	50	3/-	0/0	7	1/2	0
2000 (Min.)	91	38	53	1/-	0/0	4	0/1	2
2001 (Cle.)	122	83	39	.5/4.5	1/0	6	0/2	8
Career	522	320	202	11.5/-	1/0	27	4/5	19

### RUDD'S 2001 GAME-BY-GAME DEFENSIVE STATISTICS

Date/Opponent	TACKLES			Sacks No/Yds	Int's No/Yds	PBUs	Fumbles Rec./For.	TFL
	Total	Solo	Asst.					
9/9 vs. Sea.	8	5	3	0/0	0/0	0	0/1	0
9/23 vs. Det.	7	5	2	0/0	0/0	0	0/0	0
9/30 @ Jac.	10	7	3	0/0	0/0	0	0/0	0
10/7 vs. S.D.	9	9	0	0/0	0/0	1	0/0	0
10/14 @ Cin.	7	5	2	0/0	0/0	0	0/0	0
10/21 vs. Bal.	10	8	2	0/0	1/0	2	0/1	0
11/4 @ Chi.	13	7	6	0/0	0/0	0	0/0	0
11/11 vs. Pit.	5	2	3	0/0	0/0	0	0/0	0
11/18 @ Bal.	4	1	3	0/0	0/0	1	0/0	0
11/25 vs. Cin.	6	4	2	.5/4.5	0/0	0	0/0	0
12/2 vs. Ten.	3	2	1	0/0	0/0	0	0/0	0
12/9 @ N.E.	7	3	4	0/0	0/0	1	0/0	0
12/16 vs. Jac.	7	4	3	0/0	0/0	0	0/0	0
12/23 @ G.B.	9	8	1	0/0	0/0	1	0/0	0
12/30 @ Ten.	7	5	2	0/0	0/0	0	0/0	1
1/6 @ Pit.	10	8	2	0/0	0/0	0	0/0	0
Totals	122	83	39	.5/4.5	1/0	6	0/2	1

**CHRIS SANDERS WR****YEAR W/ BROWNS**

1st

**YEAR IN NFL**

8th

**HEIGHT**

6-1

**WEIGHT**

198

**BIRTHDATE**

May 8, 1972

**ACQUIRED**

UFA (Ten.) – '02

**COLLEGE**

Ohio State



89

**GAMES PLAYED/STARTED:** 1995 (16/11); 1996 (16/15); 1997 (15/14); 1998 (14/1); 1999 (16/0); 2000 (16/14); 2001 (4/0).

**CAREER GAMES:** 97 games, 55 starts.

**CAREER TRANSACTIONS:** Was a third-round selection, 67th overall, of the Houston Oilers in the 1995 NFL Draft...Released by the Tennessee Titans on Feb. 28, 2002...Signed as an unrestricted free agent with the Cleveland Browns on March 28, 2002.

**CAREER HIGHLIGHTS:** Ranks eighth on the Oilers/Titans all-time receiving yardage list with 3,285 yards (on 177 receptions) in seven seasons with the franchise...14-of-17 career NFL touchdowns are from 35 yards or more...Has posted eight 100-yard receiving performances...Has at least 1 reception in 51-of-55 career starts...Recorded second-longest streak in club history by catching touchdown passes in five consecutive games in 1995...Was first Oilers wide receiver to earn all-rookie honors since Ernest Givins in 1986.

**SEASONAL REVIEWS**

**2001:** Was hampered by a disk injury in his back for most of the 2001 campaign, which forced him to miss the final 12 contests of the season for the Titans...Played in the first four games of the season and recorded 5 catches for 74 yards...Had season-best 3 receptions for 47 yards in the season opener against Miami...Had 1 reception for 18 yards against Tampa Bay on Oct. 14...Also had 1 reception for 9 yards at Jacksonville on Sept. 23.

**2000:** Played in 16 games, starting final 14 contests...Saw increased playing time with injuries to receiving corps and responded with his most productive season since 1997...Recorded 33 catches for 536 yards, ranking fourth and third on team, respectively...Caught 5 passes of 40 yards or longer and recorded 3 or more receptions in six games...Caught 1 pass for 18 yards in season opener at Buffalo on Sept. 3...Made first start of season at Pittsburgh on Sept. 4 and caught season-high 4 passes for 54 yards...Caught 2 passes for 56 yards, including 40-yard pass from Steve McNair to set up touchdown in win at Cincinnati on Oct. 8...Made season-long 54-yard grab to set up TD in win against Jacksonville on Oct. 16...Caught 3 passes for 60 yards, including 46-yard catch in win at Baltimore on Oct. 22...Matched season high with 4 receptions for season-high 70 yards, including key 40-yard grab late in the first half to set up field goal against Pittsburgh on Nov. 5...Caught 3 passes for 55 yards at Baltimore on Nov. 12...Started at wide receiver in AFC Divisional Game against Ravens on Jan. 7.

**1999:** Played in 16 games...Collected 20 receptions for 336 yards and 1 touchdown...Registered 2 or more receptions in five games...Tallied 2 receptions for 17 yards in season opener versus Cincinnati on Sept. 12...Recorded 2 catches for 27 yards against Cleveland on Sept. 19...Totaled 4 grabs for 50 yards at Baltimore Dec. 5...Led team with 5 receptions for 100 yards, including 48-yard touchdown versus Atlanta on Dec. 19...Marked eighth 100-yard receiving game of NFL career and first of season...Played in all four playoff games...Recorded 3 receptions for 49 yards in postseason...Registered first playoff

## PLAYERS VETERANS

### CHRIS SANDERS *continued*

catch of career versus Buffalo on Jan. 8...Tallied 2 receptions for 38 yards, including 26-yard grab at Indianapolis on Jan. 16.

**1998:** Played in 14 games with one start...Led team with 27.2-yard-per-catch average...For season, tallied 5 receptions for 136 yards primarily as third-down receiver...Posted season-high for receptions (3) and receiving yards (101), including season-long 46-yard reception versus Cincinnati on Oct. 18...Marked seventh 100-yard receiving performance of career...Placed on inactive list versus Pittsburgh on Nov. 15 and at Green Bay on Dec. 20.

**1997:** Played in 15 games, starting 14 contests...Led team in yards-per-reception (16.1) and was third on team in receptions (31) and yards (498)...Recorded only 100-yard receiving day by an Oilers player in 1997 (vs. Ravens on Dec. 14)...Led team in receiving yards five times during season...Missed first game of career due to hamstring injury (vs. Bills on Nov. 23)...Led team in receiving vs. Raiders on Aug. 31, including 48-yard TD reception from Steve McNair in first quarter...Had streak of 31 consecutive games with at least 1 reception snapped vs. Washington on Oct. 19...Rebounded at Cardinals on Oct. 26 to match career-high for TD catches in game (1) and produce Oilers' longest play of season, a 55-yard TD from McNair in third quarter...Registered 100th catch of his career vs. Jacksonville on Nov. 2...At Jacksonville on Nov. 16, injured right hamstring in first half and did not return...Matched career-high with 7 receptions at Ravens on Dec. 14 for 100 yards, the sixth 100-yard performance of his career.

**1996:** Played in all 16 games, starting 15 contests...Set career highs in catches (48), yards (882) and 100-yard games (3), while finishing second on Oilers in receptions...Led team for second consecutive season in receiving yards...Led AFC (2nd NFL) in yards-per-catch average with 18.4...Started every game but at Steelers on Sept. 29 as team opened with two TEs and FB...Recorded third 100-yard performance of career at Falcons on Oct. 13, catching 4 passes for 100 yards and 1 TD...In win over Steelers on Oct. 20, recorded career-high 7 catches for 85 yards...Collected 102 yards and 1 TD on 3 receptions (34.0 avg.) at New York Jets on Dec. 1, including career-long 83-yarder from McNair for longest pass play since Dec. 16, 1990 (87-yard TD from QB Warren Moon to WR Haywood Jeffires at Kansas City)...Tied career high with 7 catches for 127 yards vs. Jacksonville on Dec. 8...Became first Oilers player to record 100-yard receiving games in consecutive weeks since WR Drew Hill's three straight in 1988.

**1995:** Saw action in all 16 games, starting 11 contests...Led team in touchdown receptions (9) and receiving yards (823)...Named to all-rookie team by *Pro Football Weekly*/PFWA...Had best yards-per-reception average in NFL (23.5)...Finished just 1 TD reception shy of third-highest total by rookie in NFL history (10 by four players, last Daryl Turner, Seahawks, 1984)...Had 12 of team's 18 longest plays from scrimmage...Recorded most receptions (12) in single season of 35 yards or longer than any other player in Oilers history...Caught 7 TD passes in last seven games...Recorded first NFL reception at Jacksonville on Sept. 3...Made first NFL start versus Browns on Sept. 17 and had 2 receptions for 90 yards (42, 48)...Caught TD passes of 58 and 46 yards at Cincinnati on Sept. 24 for first 100-yard receiving day (104 yards for 52.0 avg.) and first multi-TD reception game of career...Caught 2 TD passes at Kansas City on Nov. 19, pulling second in from 40 yards on fourth-and-25 play with 1:46 left in game to help tie score at 13-13...Caught season-high 5 passes for career-best 147 yards and 2 TDs vs. Denver on Nov. 26 and it marked most receiving yards by Oiler WR since (Haywood Jeffires' 186 against New York Jets pm Oct. 13, 1991)...Became only fourth player in Oilers history to record back-to-back, multi-TD receiving games and first since 1965...Caught 76-yard TD from Chris Chandler at Pittsburgh on Dec. 3...Grabbed 4 passes for 61 yards and 1 TD vs. Detroit on Dec. 10, hauling in 39-yard score for McNair's first career TD pass.

**COLLEGE:** Member of Ohio State football and track team...Started 27-of-34 games for the Buckeyes, catching 70 passes for 1,114 yards (15.9 avg.) and 8 TDs...Earned All-America honors in 11 events during track career...Set school record in indoor long jump (26' 9 3/4")...Named Athlete of Meet at 1994 Big Ten Outdoor Championships...Majored in sports and leisure studies.

**PERSONAL:** Married to Stacie (on Jan. 1, 1996), couple lives in Brentwood, Tenn., with son, Chris, Jr. (5) and daughter Cierra (3)...Nicknamed "Tippy Toes" by friends for walking and running on balls of feet...Recipient



**CHRIS SANDERS** *continued*

of the 2000 Arthur S. Arkush Humanitarian of the Year Award, given by *Pro Football Weekly* for outstanding efforts in the community...Has created football camp and charity golf tournament fund-raiser for underprivileged children...Very active with Champions for Christ...Has also donated time to visiting schools, hospitals and churches, including the Ronald McDonald House...Awarded the 2000 YES Award (Youth + Excellence = Success) from 100 Black Men of Middle Tennessee Organization for contributions of foundation...Co-hosted Sunday night sports show on local television for three seasons while with the Titans...First team all-state selection as receiver at Montbello (Denver, Colo.) High School...Won state track titles in long jump, 100 and 200 meters for Warriors...Born Christopher Dwayne Sanders, May 8, 1972, in Denver, Colo.

**SANDERS' SINGLE-GAME CAREER HIGHS**

**RECEPTIONS:** 7 (three times) last at Baltimore (12/14/97)  
**RECEIVING YARDS:** 147 vs. Denver (11/26/95)  
**LONG RECEPTION:** 83 at N.Y. Jets (12/1/96)  
**TOUCHDOWNS:** 2 (four times) last at Arizona (10/26/97)  
**100-YARD RECEIVING GAMES:** 8, last vs. Atlanta (12/19/99)

**SANDERS' CAREER OFFENSIVE STATISTICS**

Date/Opponent	RECEIVING					RUSHING				
	No.	Yds.	Avg.	Long	TD	No.	Yds.	Avg.	Long	TD
1995 (Ten.)	35	823	23.5	76t	9	2	-19	-9.5	-6	0
1996 (Ten.)	48	882	18.4	83t	4	0	0	0.0	0	0
1997 (Ten.)	31	498	16.1	55t	3	1	-8	-8.0	-8	0
1998 (Ten.)	5	136	27.2	46	0	1	-9	-9.0	-9	0
1999 (Ten.)	20	336	16.8	48t	1	0	0	0.0	0	0
2000 (Ten.)	33	536	16.2	54	0	0	0	0.0	0	0
2001 (Ten.)	5	74	14.8	22	0	0	0	0.0	0	0
Career	177	3,285	18.6	83t	17	4	-36	-9.0	-6	0

**LEWIS SANDERS DB**

**YEAR W/ BROWNS**

3rd

**YEAR IN NFL**

3rd

**HEIGHT**

6-1

**WEIGHT**

200

**BIRTHDATE**

June 22, 1978

**ACQUIRED**

D (4a) - '00

**COLLEGE**

Maryland



**21**

**GAMES PLAYED/STARTED:** 2000 (11/1); 2001 (0/0).

**CAREER GAMES:** 11 games, 1 start.

**CAREER TRANSACTIONS:** Selected by the Cleveland Browns in the fourth round, 95th overall, in the 2000 NFL Draft.

**CAREER HIGHLIGHTS:** Recorded his first career NFL interception at Cincinnati on Sept. 10, 2000...Made his first career start at left cornerback on Oct. 15, 2000 at Denver.

**SEASONAL REVIEWS**

**2001:** Missed the entire 2001 regular season with a leg injury...Placed on Injured Reserve on Aug. 27.

## PLAYERS VETERANS

### LEWIS SANDERS *continued*

**2000:** In his rookie season, appeared in 11 games, including one starting assignment and totaled 21 tackles (12 solos), 1 interception and ranked second on the club with 10 passes defended...Began the season as the nickel corner in the defensive package and saw increased playing time throughout the regular season...Also recorded 3 special teams tackles during the 2000 season...Recorded his first career interception at Cincinnati on Sept. 10 with an interception of an Akili Smith third-quarter pass intended for WR Ron Dugans...Added 2 tackles vs. Pittsburgh on Sept. 17...Recorded 1 tackle and established a career-high 3 passes defended at Oakland on Sept. 24...Established a career-high 6 tackles and matched a career-high 3 passes defended vs. Baltimore on Oct. 1...Made his first career start at left cornerback at Denver on Oct. 15, replacing starter Corey Fuller (shoulder) and recorded 3 tackles and 1 pass defended...Played corner at Pittsburgh with 3 tackles (2 solos) and 2 passes defended as the defensive secondary held the Steelers to 105 net yards passing...Missed five games due to injury: Week 6 with a neck strain and four games (Week 11-14) with an ankle injury...Returned to play corner vs. Philadelphia on Dec. 10 and vs. Tennessee on Dec. 17 and added 3 solo tackles vs. Tennessee.

**COLLEGE CAREER:** Only the fourth player in Maryland history to return 2 kickoff returns for touchdowns in a career...Ranks sixth on the Terps' career-record list with 956 yards on kickoff returns and seventh with 10 interceptions...In 1999, All-America third team choice by SportsPage.com and *The Sporting News*...All-Atlantic Coast Conference first team selection...Semifinalist for the Jim Thorpe Award, given to the nation's top defensive back...Returned to the football field after missing the 1998 season, starting all year at strongside cornerback...Led the ACC in interceptions and ranked third in kickoff returns...Recorded 56 tackles (43 solos) with 14 pass deflections...Recovered 3 fumbles and caused another...Had 6 interceptions for 37 yards in returns...Added 482 yards and 1 touchdown on 18 kickoff returns (26.8 avg.)...In 1998, sat out the season while recuperating from surgery to tighten shoulder suffered in the final game (vs. Georgia Tech) of the 1997 season...In 1997, started 10 games at free safety...Ranked third in the conference with 4 interceptions for 99 yards in returns...Gained 460 yards and 1 TD on 19 kickoff returns (24.2 avg.)...Recorded 74 tackles (54 solos) with a 12-yard sack and 4 stops for losses of 19 yards...Recovered 2 fumbles and caused another...Deflected a pass...In 1996, played in 11 games as a true freshman, seeing action in the defensive secondary and on special teams...Totaled 6 tackles (4 solos) with a 4-yard sack, a pass deflection and a fumble recovery.

**PERSONAL:** His Cleveland area community commitment varies from working with the Cleveland Browns Foundation, the United Way, Special Olympics and celebrating the holidays with children in the hospital and those less fortunate...Also participated in the National Day of Prayer and Remembrance on Sept. 14, 2001 in memory of the terrorist attack on Sept. 11, 2001, as his father, Lewis, managed to safely escape his office in the World Trade Center in New York City...Blue Chip Illustrated All-America choice, adding Prep Football Report All-East honors at St. Peter's (Staten Island, N.Y.) High School...All-star selection by the New York Daily News and Long Island Newsday...All-league pick as a junior and senior...Rushed for 800 yards and scored 10 touchdowns as a senior...Criminology and criminal justice major...Son of Vanessa and Lewis Sanders...Born Lewis Lindell Sanders on June 22, 1978...Resides in Staten Island, N.Y.

### SANDERS' SINGLE-GAME CAREER HIGHS

**TACKLES:** 6 vs. Baltimore 10/1/00

**INTERCEPTIONS:** 1 at Cincinnati 9/10/00

**PASSES BROKEN UP:** 3 at Oakland 9/24/00; vs. Baltimore 10/1/00

### SANDERS' DEFENSIVE STATISTICS

Year	TACKLES			Sacks No/Yds	Int's No/Yds	PBU	Fumbles Rec./For.	Special Teams Tackles
	Total	Solo	Asst.					
2000 (Cle.)	21	12	9	0/0	1/0	10	0/0	3
2001 (Cle.)	Injured Reserve							
Career	21	12	9	0/0	1/0	10	0/0	3

## AARON SHEA TE

## YEAR W/ BROWNS

3rd

## YEAR IN NFL

3rd

## HEIGHT

6-3

## WEIGHT

250

## BIRTHDATE

Dec. 5, 1976

## ACQUIRED

D (4b) - '00

## COLLEGE

Michigan



80

**GAMES PLAYED/STARTED:** 2000 (15/8); 2001 (12/5).

**CAREER GAMES:** 27 games, 13 starts.

**CAREER TRANSACTIONS:** Selected by the Cleveland Browns in the fourth round, 110th overall, in the 2000 NFL Draft.

**CAREER HIGHLIGHTS:** In his rookie season, appeared in 15 games, with 8 starts, and recorded 30 receptions for 302 yards and 2 TDs...Ranked eighth in the NFL among rookie receivers with 30 receptions...Recorded his first career TD reception vs. Pittsburgh on Sept. 17, 2000.

## SEASONAL REVIEWS

**2001:** Appeared in 12 games at both the TE and HB position, including 5 starts at HB and totaled 14 receptions for 86 yards (6.1 avg.) and was a key contributor on special teams with 10 tackles (7 solos)... Matched a career-high 6 receptions for 32 yards (5.3 avg.), including a long of 12 yards vs. Tennessee on Dec. 2...Missed the final four games with a shoulder injury...**Game 1 vs. Seattle 9/9:** Played TE and HB and also appeared on special teams with 1 tackle...**Game 2 vs. Detroit 9/23:** Started at TE as the Browns opened in a two-TE formation...Also played special teams with 2 tackles...**Game 3 at Jacksonville 9/30:** Played TE and HB and also appeared on special teams...**Game 4 vs. San Diego 10/7:** Played TE and HB and also appeared on special teams...Added his first reception of the season, a 10-yard catch to the San Diego 12-yard line on a second-and-9 play, which setup RB James Jackson's 12-yard TD run...Also had 1 special teams tackle...**Game 5 at Cincinnati 10/14:** Played HB and TE and also appeared on special teams with 1 solo tackle...**Game 6 vs. Baltimore 10/21:** Played HB and TE with 1 reception for 2 yards...Had a key 2 yard reception in the third quarter on a fourth-and-one play to the Ravens 36-yard line and on the following play Couch connected with WR Quincy Morgan for a 36-yard TD reception...Also played on special teams with 2 solo tackles...**Game 7 at Chicago 11/4:** Played HB and TE with 1 reception for 4 yards...Also played special teams with 1 tackle...**Game 8 vs. Pittsburgh 11/11:** Played HB and TE...Also played on special teams with 1 tackle...**Game 9 at Baltimore 11/18:** Started at HB for the injured Sellers (knee) and recorded 1 reception for 6 yards...Also played on special teams...**Game 10 vs. Cincinnati 11/25:** Started at HB in place of starter Mike Sellers (suspension) and recorded 3 receptions for 21 yards (7.0 avg.), including a long of 9 yards...Also played special teams with 1 tackle...In the third quarter, tackled Bengals PR T.J. Houshmandzadeh from behind at the Browns 5-yard line on a 86-yard punt return and stopped a potential TD on the saving tackle as the Browns defense stopped the Bengals in four plays to halt the scoring threat...**Game 11 vs. Tennessee 12/2:** Started at HB and matched a career-high with 6 receptions for 32 yards (5.3 avg.), including a long of 12 yards...In the second quarter, recorded 4 receptions for 28 yards on an 11-play, 61-yard (6:46) drive...Also played on special teams...**Game 12 at New England 12/9:** Started at HB and recorded 1 reception for 11 yards...Left the game in the first quarter with a left shoulder injury and did not return...**Game 13 vs. Jacksonville 12/16:** Inactive due to shoulder injury...**Game 14 at Green Bay 12/23:** Inactive due to shoulder injury...Placed on Reserve-Injured list (shoulder) on Dec. 27.

## PLAYERS VETERANS

### AARON SHEA *continued*

**2000:** In his rookie season, appeared in 15 games, including eight starting assignments and totaled 30 receptions for 302 yards and 2 TDs...Ranked eighth in the NFL among rookie receivers with his 30 receptions...Recorded the most receptions by a Browns TE since Ozzie Newsome in 1988 (35) and yards since Brian Kinchen in 1993 (347)...Recorded a reception in 13 of the 15 games he played...Made his first NFL start at Cincinnati on Sept. 10 and recorded a 30-yard reception in the Browns' 24-7 win over the Bengals...Collected his first career NFL touchdown reception the following week vs. Pittsburgh on Sept. 17 with a 2-yard TD reception from QB Tim Couch in the Browns' 23-20 win...Established a career-high 6 receptions for 76 yards at Denver on Oct. 15, including a career-high 37-yard reception... Added his second TD reception of the season vs. New England on Nov. 12 with a 9-yard TD grab in the second quarter...Was inactive Week 13 at Baltimore on Nov. 26 with a thigh injury.

**COLLEGE:** Career totals include 27 rushes for 104 yards and 68 catches for 574 yards and 5 touchdowns...In 1999, Super Sleeper Team and All-Big Ten Conference second team selection by Sports Page.com...Lined up at fullback, gaining 31 yards on 11 carries (2.8 avg.)...Third on the team with 38 receptions for 289 yards (7.6 avg.) and 3 touchdowns...Credited with 40 knockdown blocks...In 1998, All-Big Ten Conference honorable mention...Appeared in 11 games, starting vs. Notre Dame, Iowa, Indiana, Wisconsin and Hawaii at fullback...Carried 16 times for 73 yards (4.6 avg.)...Fourth on the team with 16 receptions for 154 yards (9.6 avg.) and 1 touchdown...Recorded 4 tackles (3 solos)...In 1997, appeared in every game, starting vs. Michigan State at tight end...Finished with 9 receptions for 85 yards (9.4 avg.)...Recorded 5 solo tackles...In 1996, played in every game, earning a starting assignment at tight end vs. Penn State...Caught 5 passes for 46 yards (9.2 avg.) and 1 touchdown...In 1995, redshirted as a freshman...Performed on the scout team as a fullback...Moved to tight end in spring drills after the season.

**PERSONAL:** Active in the Cleveland community as he assists with various charitable events, including the Cleveland Browns Foundation Tailgate Party and Golf Outing, United Way's Hometown Huddle program and building a home for Habitat For Humanity...Hosts during the offseason an annual football video game tournament...All-America selection by Super Prep (rated the top tight end prospect in the country by that publication) and Blue Chip Illustrated (rated second in the nation) at Ottawa (Ill.) High School...Rated the sixth-best defensive end prospect in the country by the National Recruiting Advisor...Added all-state honors...Lettered three times as a fullback, tailback, quarterback, linebacker, tight end and split end...Carried 123 times for 574 yards (4.7 avg.) with 10 touchdowns, caught 24 passes for 292 yards (12.1 avg.), including five scores, recorded 115 solo tackles, had 9 sacks and 3 interceptions as a senior...Enrolled in the College of Kinesiology as a sports management and communications major...Born Dec. 5, 1976...Resides in Ottawa, Ill.

### SHEA'S SINGLE-GAME CAREER HIGHS

**RECEPTIONS:** 6 at Denver (10/15/00); vs. Tennessee (12/2/01)

**RECEIVING YARDS:** 76 at Denver (10/15/00)

**RECEIVING TDS:** 1 vs. Pittsburgh (9/17/00); vs. New England (11/12/00)

**LONG RECEPTION:** 37 at Denver (10/15/00)

### SHEA'S RECEIVING STATISTICS

Year	No.	Yds.	Avg.	Long	TD
2000 (Cle.)	30	302	10.1	37	2
2001 (Cle.)	14	86	6.1	12	0
Career	44	388	8.8	37	2

**SHEA'S 2001 OFFENSIVE STATISTICS**

Date/Opponent	No.	RECEIVING				TD
		Yds.	Avg.	Long		
9/9 vs. Sea.	0	0	0.0	0	0	
9/23 vs. Det.	0	0	0.0	0	0	
9/30 @ Jac.	0	0	0.0	0	0	
10/7 vs. S.D.	1	10	10.0	10	0	
10/14 @ Cin.	0	0	0.0	0	0	
10/21 vs. Bal.	1	2	2.0	2	0	
11/4 @ Chi.	1	4	4.0	4	0	
11/11 vs. Pit.	0	0	0.0	0	0	
11/18 @ Bal.	1	6	6.0	6	0	
11/25 vs. Cin.	3	21	7.0	9	0	
12/2 vs. Ten.	6	32	5.3	12	0	
12/9 @ N.E.	1	11	11.0	11	0	
12/16 vs. Jac.	Inactive (Shoulder)					
12/23 @ G.B.	Inactive (Shoulder)					
12/30 @ Ten.	Reserve-Injured (Shoulder)					
1/6 @ Pit.	Reserve-Injured (Shoulder)					
<b>Totals</b>	<b>14</b>	<b>86</b>	<b>6.1</b>	<b>12</b>	<b>0</b>	

**SHEA'S 2000 OFFENSIVE STATISTICS**

Date/Opponent	No.	RECEIVING				TD
		Yds.	Avg.	Long		
9/3 vs. Jac.	1	24	24.0	24	0	
9/10 @ Cin.	1	30	30.0	30	0	
9/17 vs. Pit.	4	43	10.8	36	1	
9/24 @ Oak.	2	7	3.5	4	0	
10/1 vs. Bal.	0	0	0.0	0	0	
10/8 @ Ari.	3	12	4.0	5	0	
10/15 @ Den.	6	76	12.7	37	0	
10/22 @ Pit.	1	21	21.0	21	0	
10/29 Cin.	1	3	3.0	3	0	
11/5 N.Y.G.	4	27	6.8	9	0	
11/12 N.E.	1	9	9.0	9	1	
11/19 @ Ten.	1	9	9.0	9	0	
11/26 @ Bal.	Inactive - Thigh					
12/3 @ Jac.	0	0	0.0	0	0	
12/10 Phi.	3	33	11.0	16	0	
12/17 Ten.	2	8	4.0	5	0	
<b>Totals</b>	<b>30</b>	<b>302</b>	<b>10.1</b>	<b>37</b>	<b>2</b>	

**DID YOU KNOW?**

Aaron Shea's 30 receptions in 2000 were the most by a Browns tight end since Hall of Fame tight end Ozzie Newsome caught 35 passes in 1988.

MARK SMITH DT



HEIGHT

6-3

WEIGHT

302

BIRTHDATE

Aug. 28, 1974

ACQUIRED

UFA (Ari.) – '01

COLLEGE

Auburn

YEAR W/ BROWNS

2nd

YEAR IN NFL

6th

93

**GAMES PLAYED/STARTED:** 1997 (16/4); 1998 (14/13, 2/2); 1999 (2/0); 2000 (14/7); 2001 (16/11).

**CAREER TOTALS:** 62 games, 35 starts.

**POSTSEASON TOTALS:** 2 games, 2 starts.

**CAREER TRANSACTIONS:** Originally selected by the Arizona Cardinals in the seventh round, 212th overall, in the 1997 NFL Draft...Agreed to terms with the Cleveland Browns as an unrestricted free agent on March 13, 2001...Re-signed by Cleveland on March 20, 2002.

**CAREER HIGHLIGHTS:** Career totals include 165 tackles (113 solos) and 18 sacks...His 6 quarterback sacks in 1997 were a Cardinals rookie record for a defensive tackle and also led NFL rookie interior linemen.

SEASONAL REVIEWS

**2001:** In his first season with the Browns, appeared in all 16 regular-season games, including 11 starts and totaled 39 tackles (30 solos), 2 sacks for 13 yards, 6 passes defended and 1 recovered fumble... Started 10 games at right defensive end and one at left defensive end and provided depth along the defensive line...His 29 QB pressures ranked fourth on the team...Recorded a season-high 6 tackles vs. Cincinnati on Nov. 25 and also recorded 1 sack for 6 yards...Added 1 sack vs. Baltimore on Oct. 21...  
**Game 1 vs. Seattle 9/9:** Started at right defensive tackle with 3 solo tackles and 3 quarterback pressures on Seattle QB Matt Hasselbeck...  
**Game 2 vs. Detroit 9/23:** Started at right defensive tackle with 7 quarterback pressures on Lions QB Ty Detmer...  
**Game 3 at Jacksonville 9/30:** Started at right defensive tackle with 1 quarterback pressure and 1 pass defended...Part of a defensive effort that limited Jacksonville to 98 net yards rushing and 259 net yards of offense...  
**Game 4 vs. San Diego 10/7:** Started at right defensive tackle with 1 tackle and 1 quarterback pressure on San Diego QB Doug Flutie...Part of the defensive that limited the Chargers to 269 total net yards...  
**Game 5 at Cincinnati 10/14:** Started at right defensive tackle and recorded 4 tackles, including 3 solos, and 1 pass defended...  
**Game 6 vs. Baltimore 10/21:** Played defensive end with 1 solo tackle, a sack for 7 yards and 3 quarterback pressures...Added 1 sack on Ravens QB Randall Cunningham for a 7-yard loss late in the fourth quarter to force a second-and-17 situation...Part of a defensive effort that limited the Ravens to 208 yards net passing, forced 7 sacks, 2 interceptions and 1 fumble in the Browns' 24-14 win...  
**Game 7 at Chicago 11/4:** Played defensive tackle in the defensive line rotation with 3 solo tackles, 4 quarterback pressures on Bears QB Shane Matthews and 1 pass defended...Part of a defensive effort that forced 3 interceptions, 3 fumbles (1 recovered), 5 sacks and 11 passes defended...  
**Game 8 vs. Pittsburgh 11/11:** Played defensive tackle in the defensive line rotation with 3 tackles (2 solos) and 1 tackle for loss and 1 quarterback pressure on Steelers QB Kordell Stewart...  
**Game 9 at Baltimore 11/18:** Played defensive tackle in the defensive line rotation with 1 solo tackle, 4 quarterback pressures on Ravens QB Elvis Grbac and 1 pass defended...Part of a defensive effort that forced 5 Ravens turnovers and only 108 net yards rushing...  
**Game 10 vs. Cincinnati 11/25:** Started at right defensive tackle in place of starter Gerard Warren (suspension) and

**MARK SMITH** *continued*

recorded 6 tackles (5 solos), 1 sack for 6 yards and 1 pass defended...In the third quarter, recorded a sack on Bengals QB Scott Mitchell for a 6-yard loss on a third-and-five play, forcing the Bengals to punt...Part of a defensive effort that limited the Bengals to 191 net yards of offense and forced 6 defensive turnovers, 3 sacks and recorded the club's first shutout since Sept. 18, 1994 (32-0 vs. Arizona)...

**Game 11 vs. Tennessee 12/2:** Played defensive tackle in the defensive line rotation with 1 solo tackle and 1 pass defended...Moved into the starting right DT position early in the first quarter as DT Orpheus Roye moved to DE replacing the injured Courtney Browns (ankle)...**Game 12 at New England 12/9:** Started at left defensive end as the Browns opened in the nickel defensive package...Added 4 tackles, including 3 solo stops...Part of a defensive effort that limited the Patriots to 290 net yards, including 81 net yards rushing, and forced 3 sacks and 2 interceptions...**Game 13 vs. Jacksonville 12/16:** Started at right defensive tackle and recorded 4 tackles (3 solos) and 1 fumble recovery...Had a fumble recovery at the Jaguars 13-yard line following a sack by DT Greg Spire on QB Mark Brunell, and three plays later the Browns converted on a 29-yard FG...Part of a defensive effort that created 8 sacks, 3 turnovers (2 interceptions, 1 fumble recovery) and allowed only 282 net yards of offense...**Game 14 at Green Bay 12/23:** Started at right defensive tackle and recorded 4 tackles (1 solo) and 2 quarterback pressures on Packers QB Brett Favre...**Game 15 at Tennessee 12/30:** Started at right defensive tackle with 3 solo tackles and 1 quarterback pressure on Titans QB Steve McNair...**Game 16 at Pittsburgh 1/6:** Started at right defensive tackle and added 1 solo tackle and 2 quarterback pressures.

**2000:** Played in 14 games with seven starts for Arizona...Recorded 33 tackles, 26 solos and 7 assists...Registered 3 sacks during the season...Tallied 5 tackles, 4 solos and 1 sack vs. Green Bay on Sept. 24...Recorded 3 solo tackles vs. Cleveland on Oct. 8...Totaled 3 tackles, including 2 solos, vs. New Orleans on Oct. 29...Made 5 tackles, 3 solos and 2 assists, vs. Washington on Nov. 5...Registered 2 sacks vs. Baltimore on Dec. 17 and totaled a season-high 7 tackles, 6 solos and 1 assist.

**1999:** Contract holdout and early knee injury spoiled promising season...Limited to only two games...Played in nickel situations vs. San Francisco on Sept. 27 after agreeing to contract earlier in the week...Rotated at defensive tackle at Dallas on Oct. 3, providing 1 solo stop...Underwent arthroscopic procedure on right knee on Oct. 25...Placed on Injured Reserve for the remainder of season on Nov. 1.

**1998:** Played in 14 games with 13 starts...Despite being limited by ankle injury, still led Cardinal defensive linemen with solo tackles (74 overall)...Led team with 8 tackles for loss...Finished second on club with 9 sacks...Recorded stretch of 5 sacks in five games during November, including 2 at Washington on Nov. 22...In 20-7 victory in Wild-Card Playoff Game at Dallas on Jan. 2, 1999, totaled 5 tackles, 1 for loss and 1 hurry...Rotated with Bernard Wilson at tackle in divisional playoff loss at Minnesota on Jan. 10, 1999.

**1997:** Earned numerous all-rookie honors at defensive tackle...Totaled 56 tackles and 6 sacks in 16 games, starting four contests...His 6 sacks were a Cardinals rookie record for a defensive tackle and led NFL rookie interior linemen...Ranked third on team with 12 quarterback hurries...Knocked down 5 passes at the line of scrimmage and forced 2 fumbles...Registered first NFL sack at Tampa Bay on Sept. 28...Made first NFL start at Dallas on Nov. 9 in place of injured Eric Swann and collected 5 tackles and 1 hurry.

**COLLEGE:** Transferred to Auburn from Navarro (Texas) Junior College and Hinds (Miss.) Community College...Started 12-of-20 games in two seasons with the Tigers...Posted 74 tackles (42 solos), 14 tackles for loss, 11 sacks, 7 pass deflections and 2 forced fumbles...Started five games at defensive end as a senior before a knee injury limited his playing time...Tabbed third-best junior college linebacker and All-America at Hinds (Miss.) C.C. with 55 solo tackles and 13 sacks as a middle linebacker...Played freshman season at Navarro (Texas) J.C.

**PERSONAL:** Born Aug. 28, 1974 in Vicksburg, Miss...Standout football start at Vicksburg (Miss.) High School despite playing only one season...Criminal justice major at Auburn...Wife, DeVaughn, holds a bachelor's degree in education from Auburn...Has two sons.

# PLAYERS

## VETERANS

**MARK SMITH** *continued*

### SMITH'S SINGLE-GAME CAREER HIGHS

**TACKLES:** 11 at Kansas City 11/29/98

**SACKS:** 2 at Washington 11/22/98


### SMITH'S DEFENSIVE STATISTICS

Year	TACKLES			Sacks No/Yds	Int's No/Yds	PBU	Fumbles Rec./For.	Special Teams Tackles
	Total	Solo	Asst.					
1997 (Ari.)	56	31	25	6/-	0/0	5	0/2	0
1998 (Ari.)	74	54	20	9/-	0/0	2	1/2	0
1999 (Ari.)	2	2	0	0/-	0/0	0	0/0	0
2000 (Ari.)	33	26	7	3/-	0/0	0	0/0	0
2001 (Cle.)	39	31	8	2/13	0/0	6	1/0	0
Career	204	144	60	20/-	0/0	13	2/4	0

### SMITH'S 2001 GAME-BY-GAME DEFENSIVE STATISTICS

Date/Opponent	TACKLES			Sacks No/Yds	Int's No/Yds	PBU	Fumbles Rec./For.	QBs Pressures
	Total	Solo	Asst.					
9/9 vs. Sea.	3	3	0	0/0	0/0	0	0/0	3
9/23 vs. Det.	0	0	0	0/0	0/0	0	0/0	7
9/30 @ Jac.	0	0	0	0/0	0/0	1	0/0	1
10/7 vs. S.D.	1	0	1	0/0	0/0	0	0/0	1
10/14 @ Cin.	4	3	1	0/0	0/0	1	0/0	0
10/21 vs. Bal.	1	1	0	1/7	0/0	0	0/0	3
11/4 @ Chi.	3	3	0	0/0	0/0	1	0/0	4
11/11 vs. Pit.	3	3	0	0/0	0/0	0	0/0	1
11/18 @ Bal.	1	1	0	0/0	0/0	1	0/0	4
11/25 vs. Cin.	6	5	1	1/6	0/0	1	0/0	0
12/2 vs. Ten.	1	1	0	0/0	0/0	1	0/0	0
12/9 @ N.E.	4	3	1	0/0	0/0	0	0/0	0
12/16 vs. Jac.	4	3	1	0/0	0/0	0	1/0	0
12/23 @ G.B.	4	1	3	0/0	0/0	0	0/0	2
12/30 @ Ten.	3	3	0	0/0	0/0	0	0/0	1
1/6 @ Pit.	1	1	0	0/0	0/0	0	0/0	2
Totals	39	31	8	2/13	0/0	6	1/0	29

## MARQUIS SMITH LB



#### HEIGHT

6-2

#### WEIGHT

238

#### BIRTHDATE

Jan. 13, 1975

#### ACQUIRED

D (3b) - '99

#### COLLEGE

California

#### YEAR W/ BROWNS

4th

#### YEAR IN NFL

4th

# 56

**GAMES PLAYED/STARTED:** 1999 (16/2); 2000 (16/16); 2001 (14/2).

**CAREER TOTALS:** 46 games, 20 starts.



MARQUIS SMITH *continued*

**CAREER TRANSACTIONS:** Selected by the Cleveland Browns in the third round, 76th overall, in the 1999 NFL Draft.

**CAREER HIGHLIGHTS:** Had a career-high 97 tackles in 16 starts for Cleveland in 2000...Registered a career-high 11 tackles at Baltimore on Nov. 26, 2000...Received his first NFL start on Dec. 5, 1999 against the San Diego Chargers.

**SEASONAL REVIEWS**

**2001:** In his third season with the Browns, began to make the transition from strong safety to linebacker in training camp before a hand injury set him back early in the season...Appeared in 14 games, including 2 starting assignments at strongside linebacker and totaled 11 tackles, including 5 solos...Also was a key contributor on special teams with 11 tackles...Missed the season opener with a hand injury and was limited to special teams duty the next nine consecutive weeks...Played in the nickel and dime package vs. Tennessee on Dec. 2 with 2 tackles...Started his first game of the year at strongside linebacker vs. Jacksonville on Dec. 16 and added 2 tackles for loss...Added a season-high 7 tackles in his second start at strongside linebacker at Green Bay on Dec. 23...Added 3 special teams tackles at Tennessee on Dec. 30...Inactive for the season finale at Pittsburgh on Jan. 6 with a hip injury.

**2000:** Started 16 games at strong safety and recorded a career-high 97 tackles, including 52 solos, 1 sack for 4 yards and 4 passes defended...His 97 tackles ranked fourth on the club...Also added 8 special teams tackles...Recorded a career-high 11 tackles at Baltimore on Nov. 26...Had his first career NFL sack at Jacksonville on Dec. 3 with a 4-yard loss...Added a career high 2 passes defended at Cincinnati on Sept. 10 and at Arizona on Oct. 8...Led the team with 10 tackles vs. Pittsburgh on Sept. 17...Added 7 tackles at Tennessee on Dec. 19...Recorded his first career-sack on a 4-yard loss on Jaguars QB Mark Brunell as he totaled 7 tackles at Jacksonville on Dec. 3...Finished the regular season finale with 6 tackles vs. Tennessee on Dec. 17.

**1999:** Appeared in 16 games, including two starting assignments at safety, in his rookie season with the Browns...Had 31 total tackles, including 20 solos and also contributed on special teams with 12 tackles...Had perhaps his finest game of the season on Nov. 14 in Browns' 16-15 win at Pittsburgh as he contributed with most significant playing time of the season at safety and responded with 6 tackles and 1 pass broken up...Made his first start on Dec. 5 at San Diego in the UFO/Dime package and added 4 tackles...Also started at safety in regular-season finale on Dec. 26 vs. Indianapolis with 3 tackles.

**COLLEGE:** During four-year collegiate career, played in 42 games with 38 starts, totaling 247 tackles (154 solos), 1 fumble recovery, 2 forced fumbles, 8 passes broken up and 5 interceptions for 26 yards...His senior year named *Football News* All-Pac 10 Conference first team selection...Started every game at strong safety...Finished second on the team with 68 tackles (40 solos)...Intercepted 1 pass and deflected 3 others...Recovered 1 fumble and had a stop for a 2-yard loss...His junior year named All-Pac 10 Conference honorable mention...Led the team with 72 tackles (49 solos) and had 3 stops for losses of 5 yards...Deflected a pass and intercepted another...Sophomore year moved into the starting lineup in the second game (vs. San Diego State) at free safety...Played there until shifting to strong safety in the eighth contest (vs. Arizona)...Second on the team with 89 tackles (53 solos)...Deflected 4 passes and intercepted three others...Freshman season recorded 18 tackles (12 solos) while starting vs. San Diego State, Fresno State, San Jose State and Southern California at free safety...Granted a medical redshirt in 1994.

**PERSONAL:** Enjoys helping children through various initiatives such as visiting terminally ill children at Rainbow Babies and Children's Hospital, building a playground for youth with the United Way Hometown Huddle program and organizing his own annual holiday toy drive for inner city youth, named the 'Holiday Blitz For Kids'...Earned first team All-Eastern League honors after leading Patrick Henry (San Diego, Calif.) High School to a 7-4 record while serving as team captain as a senior...Finished his career with 241 tackles, 9 interceptions, 19 pass deflections and 7 fumble recoveries...Also

# PLAYERS

## VETERANS

### MARQUIS SMITH *continued*

caused 13 fumbles in his career...Best game came vs. San Diego High School with 17 tackles, 1 interception, 2 pass deflections, 1 forced fumble and 1 fumble recovered...Fine triple jumper and long jumper on prep track team...Social welfare major at California...Son of Floyd Smith and Barbara Duckett...Born Jan. 13, 1975 in San Diego, Calif...Cousin to the Bengals Akili Smith and a high school teammate of the Saints Ricky Williams...Has one son, Marquis Smith Jr.

### SMITH'S SINGLE-GAME CAREER HIGHS

**TACKLES:** 11 at Baltimore 11/26/00

**SACKS:** 1 at Jacksonville 12/3/00

**PASSES BROKEN UP:** 2 at Cincinnati 9/10/00; at Arizona 10/8/00

### SMITH'S DEFENSIVE STATISTICS

Year	TACKLES			Sacks No/Yds	Int's No/Yds	PBU	Fumbles Rec./For.	Special Teams Tackles
	Total	Solo	Asst.					
1999 (Cle.)	31	21	10	0/0	0/0	2	0/0	12
2000 (Cle.)	97	52	45	1/4	0/0	4	0/0	8
2001 (Cle.)	11	7	4	0/0	0/0	0	0/0	11
Career	139	80	59	1/4	0/0	6	0/0	31

## MICHAEL SMITH LB



#### HEIGHT

6-3

#### WEIGHT

245

#### BIRTHDATE

Oct. 29, 1977

#### ACQUIRED

FA - '01

#### COLLEGE

Miami (Fla.)

#### YEAR W/ BROWNS

1st

#### YEAR IN NFL

1st

# 53

**CAREER TRANSACTIONS:** Signed by the Cleveland Browns on April 11, 2001...Waived by Cleveland on Aug. 27, 2001...Signed by Cleveland as a free agent on Jan. 9, 2002...Allocated by the Browns to NFL Europe on Feb. 6, 2002.

### SEASONAL REVIEWS

**2001:** Signed with Cleveland as a free agent on April 11...Spent training camp with the Browns before being waived on Aug. 27.

**COLLEGE:** Started 23-of-31 games during college career at Miami, totaling 162 tackles, 7 tackles for loss and 4 sacks...Three-year starter until knee injury in third game of 1999 season ended his senior campaign...Started all three games played in 1999 and totaled 15 tackles, including 5 solo stops...Credited with 2 tackles for loss and 1 fumble recovery...Started eleven games at weakside linebacker as a junior during 1998 season...Tallied 68 tackles with 29 solo stops, 4 tackles for loss and 3 sacks...Posted a career best 17-tackle performance in upset win over UCLA...Named Butkus Award candidate prior to sophomore season in 1997...Appeared in eleven games with ten starts...Registered 69 tackles, including 37 solos...Added 3 tackles for loss, 2 fumbles recoveries, 1 sack and 1 forced fumble...Recorded 16 tackles at Pittsburgh and recovered a fourth-quarter fumble...Had 8 tackles, including 2 for loss, and 1 sack vs. Arkansas State...Earned varsity letter playing in seven games as a backup strongside linebacker during 1996 freshman season...Totaled 10 tackles including 6 solo stops.

**MICHAEL SMITH** *continued*

**PERSONAL:** Born Oct. 29, 1977...Full name is Michael Deonte Smith...Sociology major at Miami... Played high school football at Suncoast (Riviera Beach, Fla.) High School...Earned *BlueChip Illustrated* and *SuperPrep* All-America honors...Voted team MVP and two-time captain...Lettered three years in basketball, averaging 20 points per game, and received two letters in track.

## MARCUS SPRIGGS DT

**YEAR W/ BROWNS**

4th

**YEAR IN NFL**

4th

**HEIGHT**

6-4

**WEIGHT**

314

**BIRTHDATE**

July 26, 1976

**ACQUIRED**

D (6a) - '99

**COLLEGE**

Troy State



**91**

**GAMES PLAYED/STARTED:** 1999 (10/0); 2000 (8/0); 2001 (0/0).

**CAREER TOTALS:** 18 games, 0 starts.

**CAREER TRANSACTIONS:** Selected by the Cleveland Browns in the sixth round, 174th overall, in the 1999 NFL Draft.

**CAREER HIGHLIGHTS:** Made his NFL debut Sept. 19, 1999 at Tennessee and recorded 2 tackles, 1 solo... Established a career-high 5 tackles Nov. 7, 1999 vs. Baltimore.

### SEASONAL REVIEWS

**2001:** Suffered a forearm injury during training camp and was listed as inactive for the first four regular season games...Placed on injured-reserve on Oct. 9 with the arm injury.

**2000:** In second season with the Browns, appeared in eight regular-season games with 10 tackles, including 9 solos, 2 sacks for 18 yards, 1 forced fumble and 1 fumble recovery...Finished the second half of the season on a strong note with increased playing time...Inactive for the team's first six games of the regular season...Saw first action at Denver on Oct. 15 with 1 solo tackle...Played defensive tackle vs. Cincinnati on Oct. 29 and vs. New York Giants on Nov. 5...Added a QB pressure and a fumble recovered vs. New England on Nov. 12...Played defensive tackle at Tennessee on Oct. 19 and was inactive the following week at Baltimore on Nov. 26...Had a season-high 4 tackles at Jacksonville on Dec. 3...Recorded a career-high 2 sacks for 18 yards vs. Philadelphia on Dec. 10 and also forced a fumble... Added 2 tackles in the season finale vs. Tennessee on Dec. 17.

**1999:** In his rookie season with the Browns, witnessed his playing time increase throughout the season at defensive tackle and also played special teams...Appeared in 10 games and recorded 17 tackles (9 solos)...Made his NFL debut Sept. 19 at Tennessee and recorded 2 tackles (1 solo)...Recorded 3 tackles vs. New England on Oct. 3...Added 2 tackles vs. Cincinnati Oct. 10...Forced a fumble Oct. 31 at New Orleans...Recorded a career-high 5 tackles vs. Baltimore Nov. 7...Had 2 tackles and left the game in the third quarter with a shoulder sprain vs. Carolina on Nov. 21...Was placed in injured reserve Nov. 23 with the shoulder injury.

**COLLEGE:** Began his collegiate career at Ohio State and then played two seasons (1997-98) at Troy State...In two years at Troy State, started in 20 games with 135 tackles (79 solos)...His senior year in 1998 at Troy State named All-Southland Football League first team choice...Started 10 games at strong-side defensive tackle...Served as team captain...Recorded 52 tackles (32 solos) with 6.5 sacks for minus

## PLAYERS VETERANS

### MARCUS SPRIGGS *continued*

47 yards, 13 stops for losses of 63 yards and 19 QB pressures...His junior year at Troy State named All-Southland Football League first team choice...Second on the team with 83 tackles (47 solos)...Had 3 sacks and 9 stops for losses of 33 yards...Blocked 2 kicks and made 5 QB pressures...Sat out the 1996 year under NCAA transfer rules...In 1995 played sparingly at Ohio State, finishing with 2 tackles...In 1994, redshirted as a freshman at Ohio State.

**PERSONAL:** Participates in community programs by handing out turkeys to low-income residents in Greater Cleveland area and has helped build a home for the Habitat for Humanity program...At Woodson (Washington, D.C.) High School named *USA Today* and *Washington Post* Washington D.C. Area Defensive Player of the Year...Recorded 52 tackles with 9 sacks and also handled placekicking duties as the team won the division and city titles in his final year...Also lettered in basketball and baseball...Majored in criminal justice...Born July 26, 1976...Resides in Washington, D.C.

### SPRIGGS' SINGLE-GAME CAREER HIGHS

**TACKLES:** 5 vs. Baltimore 11/7/99

**SACKS:** 2 vs. Philadelphia 12/10/00

**RECOVERED FUMBLE:** 1 vs. New England 11/12/00

**FORCED FUMBLE:** 1 at New Orleans 10/31/99; vs. Philadelphia 12/10/00

### SPRIGGS' DEFENSIVE STATISTICS

Year	TACKLES			Sacks No/Yds	Int's No/Yds	PBU	Fumbles Rec./For.	Special Teams Tackles
	Total	Solo	Asst.					
1999 (Cle.)	17	7	10	0/0	0/0	1	0/1	0
2000 (Cle.)	10	9	1	2/18	0/0	0	1/1	0
2001 (Cle.)	0	0	0	0/0	0/0	0	0/0	0
Career	27	16	11	2/18	0/0	1	1/2	0

## BARRY STOKES OL



#### HEIGHT

6-4

#### WEIGHT

310

#### BIRTHDATE

Dec. 20, 1973

#### ACQUIRED

UFA (G.B.) - '02

#### COLLEGE

Eastern Michigan

#### YEAR W/ BROWNS

1st

#### YEAR IN NFL

5th

# 79

**GAMES PLAYED/STARTED:** 1996 (0/0); 1997 (0/0); 1998 (3/0, 0/0); 1999 (0/0); 2000 (8/0); 2001 (16/3).

**CAREER TOTALS:** 27 games, 3 starts.

**POSTSEASON TOTALS:** 2 games, 0 starts.

**CAREER TRANSACTIONS:** Signed by the Detroit Lions as an undrafted rookie free agent on April 26, 1996...Waived by Detroit on Aug. 14, 1996...Signed by the Jacksonville Jaguars to the practice squad on Oct. 22, 1996...Signed by the Atlanta Falcons on Jan. 30, 1997...Waived by Atlanta on Apr. 29, 1997...Signed by the St. Louis Rams on Aug. 4, 1997...Waived by St. Louis on Aug. 18, 1997...Signed by St. Louis to the practice squad on Aug. 27, 1997...Waived by St. Louis on Oct. 6, 1997...Signed by the Miami Dolphins to the practice squad on Nov. 26, 1997...Allocated by Miami to the Scottish

Claymores of NFL Europe in 1998...Waived by Miami on Aug. 25, 1998...Signed by Miami to the active roster on Nov. 4, 1998...Allocated by Miami to the Scottish Claymores of NFL Europe in 1999...Waived by Miami on Sept. 4, 1999...Signed by the Green Bay Packers as a free agent on Sept. 8, 1999...Waived by Green Bay on Sept. 21, 1999...Signed by Green Bay as a free agent on Oct. 20, 1999...Waived by Green Bay on Nov. 9, 1999...Signed by the Oakland Raiders as a free agent on Dec. 29, 1999...Signed by Green Bay on July 22, 2000...Waived by Green Bay on Sept. 26, 2000...Signed by Green Bay on Oct. 23, 2000...Signed by the Cleveland Browns as an unrestricted free agent on April 1, 2002.

## SEASONAL REVIEWS

**2001:** Backed up starting LT Chad Clifton on the Green Bay offensive line and also served as a backup at guard while contributing on special teams...Played in all 16 regular-season games for the first time during his four-year career, starting on three occasions...Also suited up for both of Green Bay's playoff contests...Made his first-ever NFL start on Nov. 11 at Chicago, replacing the inactive Clifton (ankle) in the lineup, a role he repeated against Atlanta on Nov. 18...Also started Thanksgiving Day game at Detroit on Nov. 22 and threw a key block to help spring RB Ahman Green's 26-yard TD run that opened the scoring in the eventual, 29-27 victory...Earlier, had seen extensive action in 21-20 triumph over Tampa Bay on Nov. 4, playing most of the game after Clifton sprained an ankle on the first offensive series for Green Bay and limited the Bucs Simeon Rice to 2 assisted tackles...Helped RB Green into the end zone on his go-ahead, 4-yard TD run midway through the fourth quarter of 24-13 win over Minnesota on Dec. 30...Had an important block on Dorsey Leven's 53-yard kickoff return to open the second half as Green Bay subsequently drove 31 yards for a TD that stretched its lead to 24-10 in the eventual 34-25 win over the New York Giants on Jan. 6...Was frequently used as a second tight end in the second half of Monday night win over Washington on Sept. 24 after backup TE David Martin left with a shoulder injury just before halftime...Also served as backup tight end throughout victory at Carolina on Sept. 30 with Martin inactive due to shoulder problem...Played much of the fourth quarter at left tackle in loss at Tampa Bay on Oct. 7 when Clifton was forced out by a hamstring strain...Has been inserted as an extra blocker and on special teams in most other games during the season.

**2000:** Saw action in eight games for the Packers mainly on special teams and served as a backup at both guard and tackle over two separate stints with Green Bay...Also dressed but did not play in five other contests for the Packers...Originally joined the Packers in 2000 on the eve of training camp...Earned a roster spot in training camp over several more tenured players by virtue of his play and the ability to line up at several spots along the offensive line...Played in Green Bay's first four regular-season games before being released on Sept. 26...Returned to the Packers as a free agent on Oct. 23...Did not play in the ensuing five contests...Subsequently got onto the field for each of the final four games...Received late-game action at right guard in win over Chicago on Dec. 3 following one play at left guard.

**1999:** In his second season with Miami was once again allocated by the Dolphins to participate in NFL Europe and spent the 1999 Europe season with the Scottish Claymores and started all 10 games at left tackle for the second year in a row...Waived by the Dolphins on the final cutdown of training camp on Sept. 4...Signed by Green Bay as a free agent on Sept. 8...Was listed as inactive for each of the Packers' first two games before his release by the Packers on Sept. 21...Re-signed by Green Bay on Oct. 20 and was inactive for the club's next three contests...Waived by Green Bay on Nov. 9...Signed with Oakland as a free agent just prior to the end of the season on Dec. 29 and was inactive for the Raiders' final game.

**1998:** Began the year with Miami and was allocated by the Dolphins to participate in NFL Europe and spent the 1998 season with the Scottish Claymores and started all 10 games manning the left tackle position...During training camp was waived by Miami on Aug. 25 and was then resigned by Miami on Nov. 4 following a triceps injury to Richmond Webb...Spent the second half of the season on the Miami

## PLAYERS

### VETERANS

#### **BARRY STOKES** *continued*

roster and played in three games for the Dolphins as a reserve, was listed as inactive for three other contests and did not play in two games...Made his pro debut at Oakland on Dec. 6...Did not see action in either of the Dolphins' two postseason games.

**1997:** Waived by Jacksonville during training camp and signed with St. Louis as a free agent on Aug. 4...Waived by St. Louis two weeks later on Aug. 18 and joined the Rams practice squad on Aug. 27, where he remained until his release by St. Louis on Oct. 6...Later signed to the practice squad by Miami on Nov. 26 and stayed with the Dolphins through the remainder of the regular season and postgame appearance...Earlier had a three-month stint with Atlanta, signing with the Falcons on Jan. 30 following the expiration of his 1996 Jacksonville practice squad contract...Was released by Atlanta on Apr. 29.

**1996:** Signed by Detroit as an undrafted rookie free agent on Apr. 26...Waived by Detroit on Aug. 14...Signed by Jacksonville to the practice squad on Oct. 22...Spent the balance of the season, including the playoffs, on the Jaguars practice squad.

**COLLEGE:** Was a four-year starter (1992-95) at Eastern Michigan...Played in 44 games for the Eagles, starting 35 contests...Played tight end as a freshman before splitting time between guard and tackle for his final three seasons...Earned All-Mid-American Conference honors as a senior...Majored in communications with an education minor.

**PERSONAL:** Given name Barry Wade Stokes...Nicknamed 'Stokies'...Born in Flint, Mich....Single...Garnered first team all-state honors at tight end and defensive end as a senior at Davison (Mich.) High School, where he also served as the team's kicker...Won two letters in football, three in basketball and one in track...Was the Flint (Mich.) 'Golden Gloves' boxing championship in 1991...Hobbies include fishing, boating, outdoor activities and spending time with his 10-year-old brother, Gilbert...Residence: Ann Arbor, Mich.

## JAY TAYLOR P/K



**HEIGHT**  
6-1

**WEIGHT**  
191

**BIRTHDATE**  
Oct. 23, 1976

**ACQUIRED**  
FA - '02

**COLLEGE**  
West Virginia

**YEAR W/ BROWNS**  
1st

**YEAR IN NFL**  
1st

# 6

**CAREER TRANSACTIONS:** Signed by the Miami Dolphins as an undrafted rookie free agent on Apr. 25, 2000...Waived by Miami on June 26, 2000...Signed by the Buffalo Bills as a free agent on April 27, 2001...Waived by Buffalo on Aug. 23, 2001...Signed by the Seattle Seahawks as a free agent on April 10, 2002...Waived by Seattle on May 9, 2002...Claimed by the Cleveland Browns off waivers on May 20, 2002.

#### SEASONAL REVIEWS

**2001:** Spent the offseason with the Orlando Rage of the XFL where he was the team's punter and kicker...Connected on 7-of-9 FG attempts with a long of 47 yards and finished with 40 punts for a 42.7 average...Signed by Buffalo as a free agent and was released during training camp.

**2000:** Originally signed by Miami as an undrafted rookie free agent but was released during training camp.

JAY TAYLOR *continued*

**COLLEGE:** Lettered for four seasons at West Virginia and finished career hitting 53-of-72 FG attempts... Ranks second in school history in career points (310), FG (53) and third with a 73.6% on FG attempts... Earned the Scott Shirley Award as the school's special teams player of the year as a senior...Earned honorable mention All-America honors by *The Football News* following his senior year...Also averaged 40.0 yards on 51 career punts at WVU.

**PERSONAL:** Full name: James S. Taylor...An all-conference kicker at Hershey (Pa.) High School...Also played soccer and tennis...Majored in communications at West Virginia.

## KEVIN THOMPSON QB

### YEAR W/ BROWNS

2nd

### HEIGHT

6-5

### YEAR IN NFL

2nd

### WEIGHT

236

### BIRTHDATE

July 27, 1977

### ACQUIRED

FA - '00

### COLLEGE

Penn State



# 16

**GAMES PLAYED/STARTED:** 2000 (1/0); 2001 (0/0).

**CAREER TOTALS:** 1 game, 0 starts.

**CAREER TRANSACTIONS:** Signed by the Cleveland Browns as an undrafted rookie free agent April 17, 2000...Waived by Cleveland on Sept. 13, 2000...Signed by Cleveland as a free agent Oct. 20, 2000...In 2001, allocated by Cleveland to Frankfurt as part of NFL Europe...Contract terminated via injury settlement on Sept. 6, 2001...Signed by the Cincinnati Bengals to the practice squad on Dec. 18, 2001...Signed by Cleveland as a free agent on Feb. 7, 2002.

**CAREER HIGHLIGHTS:** Made his NFL debut at Jacksonville on Dec. 3 late in the fourth quarter and completed his first NFL pass for an 8-yard completion.

### SEASONAL REVIEWS

**2001:** Began the season with the Browns in training camp and suffered a knee injury late during training camp...Placed on Injured Reserve on Sept. 3 and reached an injury settlement on Sept. 6 with the Browns...Signed by Cincinnati to the practice squad for the final three weeks of the regular season... Participated in NFL Europe with Frankfurt and completed 66-of-124 passing for 577 yards, 2 TDs and 8 interceptions with a 44.3 QB rating.

**2000:** Began his rookie season with the Browns in training camp before being waived on Sept. 13... Following an injury to starting QB Tim Couch, re-signed to active roster on Oct. 20 as the third QB...Was listed as the club's third QB for the next six games...Made his NFL debut at Jacksonville on Dec. 3, replacing starting QB Spergon Wynn late in the fourth quarter and completed his only pass for 8 yards to RB Jamel White...Injured his ankle the following week in practice and was inactive vs. Philadelphia on Dec. 10 before being placed on Reserve Injured list on Dec. 11.

**COLLEGE:** His 131.8 pass efficiency rating as a senior was fifth in the Big Ten and 30th in the nation...Co-captain...First QB in school history with 3 70-yard pass plays in a career, all of which occurred in 1999...His senior season, completed 133-of-242 passes (55.0 percent) for 1,916 yards, 13 TDs, 9 interceptions and had 32 carries for 7 yards.

## PLAYERS

### VETERANS

**KEVIN THOMPSON** *continued*

#### THOMPSON'S CAREER PASSING STATISTICS

Year	GP-GS	Att.	Comp.	Pct.	Yards	TD	Int.	Long	Sacks	Yards	Rating
2000 (Cle.)	1-0	1	1	100.0	8	0	0	8	0	0	100.0
2001	Did Not Play										
Career	1-0	1	1	100.0	8	0	0	8	0	0	100.0

#### THOMPSON'S CAREER RUSHING STATISTICS

Year	No.	Yds.	Avg.	Long	TD
2000 (Cle.)	1	0	0.0	0	0
2001	Did Not Play				
Career	1	0	0.0	0	0

## RYAN TUCKER OL



#### HEIGHT

6-5

#### WEIGHT

305

#### BIRTHDATE

June 12, 1975

#### ACQUIRED

UFA (St.L.) - '02

#### COLLEGE

Texas Christian

#### YEAR W/ BROWNS

1st

#### YEAR IN NFL

6th

# 72

**GAMES PLAYED/STARTED:** 1997 (7/0); 1998 (4/0); 1999 (16/0); 2000 (16/16); 2001 (16/15).

**CAREER TOTALS:** 59 games, 31 starts.

**CAREER TRANSACTIONS:** Originally selected by the St. Louis Rams in the fourth round, 121st overall, of the 1997 NFL Draft...Signed with the Cleveland Browns as an unrestricted free agent on March 7, 2002.

**CAREER HIGHLIGHTS:** Helped the Rams offense become the first unit in NFL history to record 500 points in three consecutive seasons (1999-2001)...Paved the way for RB Marshall Faulk (2000) and QB Kurt Warner (1999, 2001) to the last three NFL MVP awards...Has started 31 of his last 32 regular-season contests, all of which came at right tackle.

#### SEASONAL REVIEWS

**2001:** Played in 16 contests with 15 starts at right tackle...Saw action on Oct. 21 at New York Jets, but did not start due to a broken hand...Part of an offensive line that helped the Rams lead the NFL in first downs (357), total yards (6,690), passing yards (4,663) and scoring (503)...Saw action at right tackle in Super Bowl XXXVI vs. New England...Led the way for QB Kurt Warner to lead the NFL in passer rating (101.4) and in passing yards (4,830) en route to his second NFL MVP award in three seasons...Also helped RB Marshall Faulk become the first player in NFL history to have over 2,000 total yards from scrimmage in four consecutive years.

**2000:** Started all 16 games at right tackle for the first time in his career...Helped Rams offense gain an NFL record 7,075 total yards on the season...Rams offense also established new NFL marks for most yards gained passing in a season (5,232), most consecutive 30-point games (14) and most consecutive 20-point games (28)...Blocked for NFL Most Valuable Player Marshall Faulk, who recorded an NFL



**RYAN TUCKER** *continued*

record 26 touchdowns...Participated in 963-of-1013 offensive plays (95.1%)...Made first NFL start at right tackle and helped offense gain 513 total yards vs. Denver on Sept. 4.

**1999:** Played in 16 games and three playoff games at offensive tackle and on special teams...Scored first career touchdown on a 2-yard pass from Kurt Warner on a tackle-eligible play at Detroit on Nov. 7...Caught a 1-yard touchdown pass on a tackle-eligible play against Minnesota in the NFC Divisional Playoff Game...Also saw action at both tackle positions during the regular season.

**1998:** Saw action in four games on offense an on special teams...Participated on the special teams unit during the first three games of the season...Saw action at guard at New Orleans on Nov. 15...Inactive for nine contests with a neck injury.

**1997:** Played in seven games with most of his action on special teams...Spent the beginning of the season on the physically unable to perform list due to a knee injury suffered in workouts at the 1997 Senior Bowl...Played in his first NFL game at Green Bay on Nov. 2.

**COLLEGE:** Produced streak of 14 consecutive games with blocking grades of 90% or better during his junior and senior seasons...Starting center during the last two seasons at TCU after moving from left tackle...Two-time all-conference selection...Started collegiate career as a tight end...Caught 5 passes for 231 yards and 2 touchdowns as a freshman.

**PERSONAL:** Lettered in football and basketball for Robert E. Lee (Midland, Texas) High School...Makes frequent visits to hospitals during the season...While in St. Louis, he and the offensive line financed a Thanksgiving dinner for underprivileged families...Brother of former Chicago Bears offensive guard Rex Tucker...He and his wife, Karla, have a son, Trevor (1).

**ROSS VERBA OL**

**YEAR W/ BROWNS**

2nd

**YEAR IN NFL**

6th

**HEIGHT**

6-4

**WEIGHT**

308

**BIRTHDATE**

Oct. 31, 1973

**ACQUIRED**

UFA (G.B.) – '01

**COLLEGE**

Iowa



**77**

**GAMES PLAYED/STARTED:** 1997 (16/11, 3/3); 1998 (16/16, 1/1); 1999 (11/10); 2000 (16/16); 2001 (15/15).

**CAREER TOTALS:** 74 games, 68 starts.

**POSTSEASON TOTALS:** 4 games, 4 starts.

**CAREER TRANSACTIONS:** Originally selected by the Green Bay Packers in the first round, 30th overall, in the 1997 NFL Draft...Signed by the Cleveland Browns as an unrestricted free agent on March 23, 2001.

**CAREER HIGHLIGHTS:** Has logged 68 starts in 74 career games, including 15 starts for the Browns in 2001 and 53 starts in four seasons with the Packers...Made his first career NFL start at left tackle vs. Tampa Bay on Oct. 5, 1997, replacing starter John Michels (leg injury) and never relinquished the starting spot...Started 16 games at left guard for the Packers after starting his first three seasons at left tackle.

**SEASONAL REVIEWS**

**2001:** In his first season with the Browns, started in 15 regular-season games...Started the season at

## PLAYERS VETERANS

### ROSS VERBA *continued*

left guard and started the first 12 regular-season games before moving to left tackle for the final four weeks of the regular season...Started three games at left tackle and was listed as inactive for one game due to the flu...**Game 1 vs. Seattle 9/9:** Started at left guard...**Game 2 vs. Detroit 9/23:** Started at left guard as the offensive line helped pave the way for the team to rush for 139 yards, including RB James Jackson for 124 yards on 31 carries...Left the game briefly in the second quarter (hip pointer) for two plays and was replaced by LG Brad Bedell...**Game 3 at Jacksonville 9/30:** Started at left guard as the offensive line helped protect QB Tim Couch to throw for 249 yards and the offense to rush for 95 net yards rushing...**Game 4 vs. San Diego 10/7:** Started at left guard as the offensive line helped the offense rush for 97 net yards rushing and total 278 net yards of offense...**Game 5 at Cincinnati 10/14:** Started at left guard...**Game 6 vs. Baltimore 10/21:** Started at left guard...Left the game after the first half (concussion) and was replaced by Brad Bedell...Did not return...**Game 7 at Chicago 11/4:** Started at left guard...**Game 8 vs. Pittsburgh 11/11:** Started at left guard...**Game 9 at Baltimore 11/18:** Started at left guard as the offensive line paved the way for the offense with 2 rushing TDs and allowed only 1 sack of QB Tim Couch...**Game 10 vs. Cincinnati 11/25:** Started at left guard...**Game 11 vs. Tennessee 12/2:** Started at left guard...**Game 12 at New England 12/9:** Started at left guard...**Game 13 vs. Jacksonville 12/16:** Started at left tackle...**Game 14 at Green Bay 12/23:** Started at left tackle as the offensive line helped pave the way for RB Jamel White to rush for 131 yards on 21 carries (6.2 avg.), and establish a team season-high 168 net yards rushing and 337 total net yards of offense...**Game 15 at Tennessee 12/30:** Did not play (flu)...**Game 16 at Pittsburgh 1/6:** Started at left tackle.

**2000:** Started all 16 regular-season games for the Packers at left guard...Helped pave the way for the Packers ranking seventh in the NFC in offense as RB Ahman Green rushed for 1,175 yards and QB Brett Favre threw for 3,812 yards passing...Was the starter at left guard after offseason move inside from left tackle, where he had spent his first three NFL seasons...Started all 16 games for the second time in his career (also 1998)...Helped Green Bay to average better than 100 yards rushing per game (102.7) for the first time since its most recent Super Bowl campaign (1997)...Had a big hand in neutralizing Buccaneers Pro Bowl defensive tackle Warren Sapp in overtime win over Tampa Bay on Dec. 24 to close the year...Earlier, had helped hold the Bucs fierce pass rush to only 1 sack in the initial meeting of the teams, in Tampa on Nov. 12...Threw a critical block on both of Ahman Green's touchdown runs in 28-6 victory at Chicago on Dec. 3...Helped pave the way as Green rushed for a career-high 161 yards in upset victory at Minnesota on Dec. 17. Suffered a mild concussion late in win over Indianapolis on Nov. 19, but was able to play eight days later at Carolina.

**1999:** Was Green Bay's starting left tackle before being derailed by knee problems late in the season...Saw action in 11 contests, including 10 starts, he was inactive for the other five...Started the Packers' first 10 games before injuring his right knee in the second quarter of victory over Detroit on Nov. 21...On Nov. 22, underwent arthroscopic surgery to repair cartilage damage (lateral meniscus)...Was inactive for the next three games—at San Francisco on Nov. 29, at Chicago on Dec. 5 and vs. Carolina on Dec. 12...After returning to practice the week of contest vs. Carolina, made measured return to game action the following week at Minnesota on Dec. 20, subbing in periodically for Wahle, who had started in his place...Subsequently experienced soreness in his surgical knee leading up to the ensuing week's game at Tampa Bay on Dec. 26, he ultimately was inactive for game against the Bucs and the season finale vs. Arizona on Jan. 2...Inactive status vs. San Francisco ended his consecutive games played streak at 42 (46 including playoffs), a skein that included 37 straight starts.

**1998:** Started all 16 regular-season games at left tackle for the first time, appearing in every contest for the second straight year...Also started the NFC Wild Card contest at San Francisco...In the playoff loss to the 49ers on Jan. 3, 1999, helped running back Dorsey Levens reach a Green Bay postseason record 116 yards rushing...With his offensive line mates, helped clear way for a season-high 178 yards on the ground in win over Philadelphia on Nov. 29...Limited Baltimore's Michael McCrary, the AFC's second-leading sacker, to just 2 tackles and no sacks in Green Bay's 28-10 win over the Ravens on Oct. 25...Had

to leave first contest against Minnesota on Oct. 5 in the second quarter after suffering a shin injury when Minnesota nose tackle Jerry Ball fell on his leg...Returned to start the next week's contest at Detroit on Oct. 15...Started season-opening, 38-19 win over Detroit on Sept. 6, though he briefly missed some action with a sprained ankle.

**1997:** Played in all 16 games, starting the final 11 contests at left tackle...Also started all three playoff games, including Super Bowl XXXII - becoming the first rookie ever to start at left tackle in the Super Bowl...Garnered all-rookie honors from Pro Football Writers of America/*Pro Football Weekly*, *College & Pro Football Newsweekly* and *Football News*...Took advantage of opportunity when injuries sidelined incumbent left tackle John Michels in two early season contests...Primarily playing on special teams in Green Bay's first five contests, saw initial action at left tackle vs. Minnesota on Sept. 21 when he stepped in for an injured Michels (leg) after the first offensive series and played the remainder of the game...A week later at Detroit on Sept. 28, replaced an injured Michels (knee) in the third quarter and played the duration...Subsequently made his first NFL start the ensuing week vs. Tampa Bay on Oct. 5, he played well enough to cement the starting spot...Helped pave the way as the Packers set a season-high rushing total of 220 yards in 45-17 win over the Cowboys on Nov. 23, including Levens' club-record 190 yards on the ground...Also assisted in Green Bay's 218-yard rushing effort at Carolina on Dec. 14...Turned in an outstanding performance in NFC Championship Game victory at San Francisco on Jan. 11, holding the 49ers Chris Doleman without a sack and helping to open up running lanes for Levens...A tight end in high school, received playing time early in the season on the offensive line as an eligible receiver vs. Chicago on Sept. 1, when regular tight ends Mark Chmura and Jeff Thomason suffered knee and ankle injuries, respectively...In initial game vs. Detroit, was on the unsuccessful receiving end of a Favre pass in the end zone as he ran a pattern as an eligible receiver...Drafted in the first round, 30th overall, by Green Bay in the 1997 NFL Draft.

**COLLEGE:** A four-year starter for the University of Iowa (1993-96)...Started 35 career games for Iowa after moving from tight end to offensive tackle prior to the start of the 1993 season...An intense and tireless worker on the field, he earned the team's offensive hustle award six times during his college career and received the 'Coaches Hustle Award' for offense in 1996...Was a first team All-Big Ten selection as a senior, when he started all 12 games at left tackle...Honored as the school's 'co-Most Valuable Player', he also served as one of four co-captains for the entire 1996 season...Earned offensive MVP honors three times—vs. Penn State, Illinois and Wisconsin—plus offensive tackle award vs. Indiana and Northwestern...Was the leader of an offensive line that paved the way for running back Sedrick Shaw to gain over 1,000 yards rushing for the third straight season...Selected to play in the Senior Bowl...An injury-plagued junior year, started seven contests...Had started the first five games of the season before a sprained ankle vs. Indiana forced him to miss the next two contests...Was injured a second time at Northwestern...Saw action, but did not start, in the final two regular-season contests...Played in all 11 regular-season games as a sophomore, making 10 starts...Member of 1994 offensive line that helped Iowa to 2,431 yards rushing, the third-best total in school history, and allowed just 10 sacks in 11 games...As a redshirt freshman, saw action in nine games, starting the final six contests...Was redshirted in 1992...Majored in sports management.

**PERSONAL:** Given name Ross Robert Verba...Born in Des Moines, Iowa...Married the former Jill Welle, and the couple have a son, Jaden, and a daughter, Tianna...A *Parade* All-America selection as a senior tight end at Dowling High School in West Des Moines, Iowa...Also was picked as Iowa's 'Player of the Year' by *Parade*...Earned all-state and all-conference honors as well...Served as a captain and was named team MVP...Caught 35 passes for 434 yards and 7 touchdowns his senior year as team went 9-2...Had moved to tight end as a junior after starting high school career as an offensive lineman...Also played defensive end, making 75 tackles and recovering 2 fumbles...Recorded 60 tackles defensively, plus 300 receiving yards and 4 touchdowns on offense, as a junior...Earned three letters in football, he also played basketball for two years...With an eye already fixed on his post-football career, started his own sports marketing agency, named 'Boss Ross 78', in January 1998; the agency represents himself

## PLAYERS

### VETERANS

#### ROSS VERBA *continued*

and other pro football players in their marketing endeavors...Has given time to the 'Joshua Frase Foundation', the organization named after the son of former Packers teammate Paul Frase who suffers from congenital myopathy, a rare muscle disease...Also enjoys public speaking, regularly making appearances in front of school and business groups...Served as the 1998 and '99 honorary chairperson for the Muscular Dystrophy Association's annual Harley Run...Along with former Packers wide receiver Robert Brooks, helped start 'Men of God Ministries'...Hobbies include 'praising the Lord', jet skiing and riding his California motorcycle.

## GERARD WARREN DT



#### HEIGHT

6-4

#### WEIGHT

320

#### BIRTHDATE

July 25, 1978

#### ACQUIRED

D (1) – '01

#### COLLEGE

Florida

#### YEAR W/ BROWNS

2nd

#### YEAR IN NFL

2nd

# 94

**GAMES PLAYED/STARTED:** 2001 (15/15).

**CAREER GAMES:** 15 games, 15 starts.

**CAREER TRANSACTIONS:** Selected by the Cleveland Browns in the first round, 3rd overall, in the 2001 NFL Draft.

**CAREER HIGHLIGHTS:** Recorded his first career sack in his NFL debut vs. Seattle on Sept. 9, 2001 with a 10-yard sack of Matt Hasselbeck...Started 15 games his rookie season and totaled 78 tackles and 5 sacks.

#### SEASONAL REVIEWS

**2001:** Made an immediate impact on the Browns defensive line during his rookie campaign as he recorded 78 tackles (63 solos) and ranked third on the club with 5 sacks for 36 yards...Started 15 games at left defensive tackle and led the club with 34 quarterback pressures and also added 4 passes defended...His 5 sacks ranked fourth in the AFC and sixth in the NFL among rookies... Registered his first career sack in his NFL debut in the season opener vs. Seattle on Sept. 9 with a 10-yard sack of QB Matt Hasselbeck... Recorded a career-high 10 tackles vs. Jacksonville on Dec. 16...Served a one-game suspension vs. Cincinnati on Nov. 25 and finished the regular season by recording 8 or more tackles in four of the final six regular-season contests...Recorded sacks in five contests: 1 for 10 yards vs. Seattle on Sept. 9; 1 for 2 yards vs. Baltimore on Oct. 21; 1 for 5 yards at New England on Dec. 9; 1 for 9 yards vs. Jacksonville on Dec. 16 and 1 for 10 yards at Pittsburgh on Jan. 6...**Game 1 vs. Seattle 9/9:** Started at left defensive tackle and was tied for second on the team with 7 solo tackles, 1 TFL, 1 sack for 10 yards, 1 QB pressure and 1 pass defended...His third quarter sack of Seattle QB Matt Hasselbeck on a third-and-seven play forced the Seahawks to punt from their 39-yard line...**Game 2 vs. Detroit 9/23:** Started at left defensive tackle with 2 solo tackles and 2 quarterback pressures on Lions QB Ty Detmer...**Game 3 at Jacksonville 9/30:** Started at left defensive tackle with 2 tackles, including 1 solo stop...Part of a defensive effort that limited Jacksonville to 98 net yards rushing and 259 net yards of offense...**Game 4 vs. San Diego 10/7:** Started at left defensive tackle and recorded 3 tackles (2 solos), 1 tackle for loss and 1 quarterback pressure on San Diego QB Doug Flutie...Part of the defensive that limited the Chargers to 269 total net yards...**Game 5 at Cincinnati 10/14:** Started at left defensive tackle and recorded 5 tackles, including 4 solos...**Game 6 vs. Baltimore 10/21:** Started at left defensive tack-

GERARD WARREN *continued*

le with 6 solo tackles, 1 sack for 2 yards and 4 quarterback pressures...Added 1 sack for 2 yards in the fourth quarter on Ravens QB Randall Cunningham to force a fourth-and-18 situation...Part of a defensive effort that limited the Ravens to 208 yards net passing, forced 7 sacks, 2 interceptions and 1 fumble in the Browns' 24-14 win...**Game 7 at Chicago 11/4:** Started at left defensive tackle with 2 solo tackles, 1 quarterback pressure on Bears QB Shane Matthews and 2 passes defended...In the first quarter, deflected a pass at the line that was intercepted by Browns S Earl Little at the Cleveland 29-yard line...Also deflected a pass in the third quarter that was intercepted by Browns DB Ray Jackson at the Cleveland 8-yard line, thwarting a potential Bears scoring drive...Part of a defensive effort that forced 3 interceptions, 3 fumbles (1 recovered), 5 sacks and 11 passes defended...**Game 8 vs. Pittsburgh 11/11:** Started at left defensive tackle with 3 tackles (2 solos) and 3 quarterback pressures on Steelers QB Kordell Stewart...**Game 9 at Baltimore 11/18:** Started at left defensive end and recorded 4 tackles (3 solos) and 2 quarterback pressures on Ravens QB Elvis Grbac...Part of a defensive effort that forced 5 Ravens turnovers and only 108 net yards rushing... **Game 10 vs. Cincinnati 11/25:** Inactive...Served one-game suspension...**Game 11 vs. Tennessee 12/2:** Started at left defensive tackle and tied for second on the club with 8 tackles (6 solos) and 1 tackle for loss and also recorded 5 quarterback pressures...**Game 12 at New England 12/9:** Started at left defensive tackle with 8 tackles (7 solos), 1 sack for 5 yards and 3 quarterback pressures...Recorded his third sack of the year in the third quarter on a third-and-five play from the Browns 16-yard line as he sacked Patriots QB Tom Brady for a 5-yard loss and forced a fourth down as the Patriots missed a 39-yard FG attempt...Part of a defensive effort that limited the Patriots to 290 net yards, including 81 net yards rushing, and forced 3 sacks and 2 interceptions...**Game 13 vs. Jacksonville 12/16:** Started at left defensive tackle and recorded a team-high 10 tackles (7 solos) and 1 tackle for loss, 1 sack for 9 yards and 4 quarterback pressures...His 10 tackles also marked a career high...Recorded his fourth sack of the year on Jaguars QB Mark Brunell in the second quarter for a 9-yard loss on a third-and-eight play forcing the Jaguars to punt...Part of a defensive effort that created 8 sacks, 3 turnovers (2 interceptions, 1 fumble recovery) and allowed only 282 net yards of offense... **Game 14 at Green Bay 12/23:** Started at left defensive tackle with 6 tackles (4 solos) and 1 quarterback pressure on Packers QB Brett Favre...**Game 15 at Tennessee 12/30:** Started at left defensive tackle with 4 solo tackles and 4 quarterback pressures on Titans QB Steve McNair...**Game 16 at Pittsburgh 1/6:** Started at left defensive tackle and had 8 tackles (7 solos), 1 sack for 10 yards and 3 quarterback pressures...Recorded his fifth sack of the year in the second quarter with a 10-yard sack of Steelers QB Kordell Stewart.

**COLLEGE:** The anchor of the Gators defensive line and their best prospect on that unit since Kevin Carter (St. Louis Rams/Tennessee Titans)...Played in 35 games for Florida, earning 22 starting assignments as he logged action in 1,748 plays and had 9.5 career sacks for 61 yards...Relentless in pursuit, collecting 30 stops behind the line of scrimmage and 47 quarterback pressures during his career, including 25 stops and 42 pressures in his last two seasons...As a junior, named All-America Dream Team selection and rated the best defensive tackle in college football by The NFL Draft Report...All-Southeastern Conference first team choice by the league's coaches, earning second team honors from the *Associated Press*...Recipient of the defensive unit's Most Inspirational Player Award...One of five team captains...Started the first seven games at left defensive tackle before shifting to the right side for the final four contests (did not start vs. Georgia)...Third on the team with 76 tackles (45 solos)...Had 4.5 sacks for minus 32 yards and 12 stops for losses of 55 yards...Led the Gators with 23 quarterback pressures (5 resulted in interceptions)...Forced 1 fumble and deflected 1 pass...As a sophomore, named All-Southeastern Conference second team choice by the league's coaches and the *Associated Press*...Co-recipient of the team's Best Effort Award...Started ten games, lining up at left tackle for five games and at right tackle for five games...Recorded 52 tackles (30 solos) with 2 sacks for minus 13 yards and 13 stops for losses of 48 yards...Had a team-high 19 quarterback pressures and 3 pass deflections...As a freshman, played in ten games, starting vs. Florida State at left defensive tackle...Finished with 27 tackles (14 solos), 2 sacks for minus 13 yards and 4 stops for losses of 18 yards...Made 5 quarterback pressures...Recovered 1 fumble and deflected a pass...In 1997 played in the first three games before being granted a medical redshirt due to knee injury.

# PLAYERS

## VETERANS

### GERARD WARREN *continued*

**PERSONAL:** In high school named to Prep Star's All-America Dream Team and was ranked among the nation's top ten defensive linemen by that publication at Union County (Raiford, Fla.) High School... *Super Prep* All-America choice and ranked among the nation's top eight defensive linemen by that publication...National Recruiting Advisor All-America pick and ranked among the nation's top four nose guards by that publication...Second team All-America selection by *USA Today*...Named to Florida's prestigious Super Seniors Team and was a first team all-state (3A) selection for two seasons...*Super Prep* named him its Dixie Defensive Player of the Year...Credited with 36 quarterback sacks in his career...Led the team to three state titles and was named to the Honor Roll all four years...Recreation-Program Delivery major...Son of Charles and Joann Warren...Born Gerard T. Warren on July 25, 1978 in Lake City, Fla...Resides in Raiford, Fla.

### WARREN'S SINGLE-GAME CAREER HIGHS

**TACKLES:** 10 vs. Jacksonville 12/16/01

**SACKS:** 1, five times latest: at Pittsburgh 1/6/02

**PASSES BROKEN UP:** 2 at Chicago 11/4/01

### WARREN'S DEFENSIVE STATISTICS

Year	TACKLES			Sacks No/Yds	Int's No/Yds	PBU	Fumbles Rec./For.	TFL
	Total	Solo	Asst.					
2001 (Cle.)	78	67	11	5/36	0/0	4	0/0	4
Career	78	67	11	5/36	0/0	4	0/0	4

### WARREN'S 2001 GAME-BY-GAME DEFENSIVE STATISTICS

Date/Opponent	TACKLES			Sacks No/Yds	Int's No/Yds	PBU	Fumbles Rec./For.	TFL	QB's Pressures
	Total	Solo	Asst.						
9/9 vs. Sea.	7	7	0	1/10	0/0	1	0/0	1	1
9/23 vs. Det.	2	2	0	0/0	0/0	0	0/0	0	2
9/30 @ Jac.	2	1	1	0/0	0/0	0	0/0	0	0
10/7 vs. S.D.	3	3	0	0/0	0/0	0	0/0	1	1
10/14 @ Cin.	5	4	1	0/0	0/0	0	0/0	0	0
10/21 vs. Bal.	6	6	0	1/2	0/0	0	0/0	0	4
11/4 @ Chi.	2	2	0	0/0	0/0	2	0/0	0	1
11/11 vs. Pit.	3	2	1	0/0	0/0	0	0/0	0	3
11/18 @ Bal.	4	3	1	0/0	0/0	0	0/0	0	2
11/25 vs. Cin.	Inactive - Suspension								
12/2 vs. Ten.	8	7	1	0/0	0/0	0	0/0	1	5
12/9 @ N.E.	8	7	1	1/5	0/0	0	0/0	0	3
12/16 vs. Jac.	10	8	2	1/9	0/0	0	0/0	1	4
12/23 @ G.B.	6	4	2	0/0	0/0	0	0/0	0	1
12/30 @ Ten.	4	4	0	0/0	0/0	0	0/0	0	4
1/6 @ Pit.	8	7	1	1/10	0/0	1	0/0	0	3
Totals	78	67	11	5/36	0/0	4	0/0	4	34

### DID YOU KNOW?

In the final six games of the 2001 season, Gerard Warren tallied 44 tackles (37 solos), 3 sacks and 20 quarterback pressures. He finished his rookie campaign with 78 tackles, 5 sacks and 34 quarterback pressures.

**JAMEL WHITE RB**

YEAR W/ BROWNS

3rd

YEAR IN NFL

3rd

HEIGHT

5-9

WEIGHT

208

BIRTHDATE

Feb. 11, 1978

ACQUIRED

W (Ind.) – '00

COLLEGE

South Dakota



30

GAMES PLAYED/STARTED: 2000 (13/0); 2001 (16/7).

CAREER TOTALS: 29 games, 7 starts.

**CAREER TRANSACTIONS:** Signed by the Indianapolis Colts as an undrafted rookie free agent on April 28, 2000...Waived by Indianapolis on Aug. 27, 2000...Awarded to the Cleveland Browns via waivers on Aug. 29, 2000...Signed by Cleveland on April 26, 2001.

**CAREER HIGHLIGHTS:** Had career-highs with 126 carries for 443 yards (3.5 avg.) and 5 rushing TDs in 2001 with the Browns...Established a career-high with 131 yards rushing on 21 carries at Green Bay on Dec. 23, 2001.

**SEASONAL REVIEWS**

**2001:** In his second season with the Browns, appeared in all 16 games, including 7 starts at running back and established a career-high with 126 carries for 443 yards and 5 TDs... Ranked second on club with 44 receptions and third with 418 yards receiving...Had a career-high rushing performance 131 yards on 21 carries (6.2 avg.), including a long of 51 yards at Green Bay on Dec. 23 and also a career-high 9 receptions for 85 yards (9.4 avg.), including a career-high 45-yard reception...Registered his first career TD reception at Green Bay on Dec. 23 on a 3-yard TD toss from Couch...Recorded rushing TDs at Jacksonville on Sept. 30; at Baltimore on Nov. 18; 2 at Tennessee on Dec. 30 and at Pittsburgh on Jan. 6...Had a career-high 23 rushing attempts at Jacksonville on Sept. 30...Added 9 kickoff returns for 189 yards (21.0 avg.), including a season-high 31-yard return at Chicago on Nov. 4...**Game 1 vs. Seattle 9/9:** Played running back with 10 carries for 52 yards (5.2 avg.), including a long of 14 yards...Rushed for 4 first downs...Added 3 receptions out of the backfield for 26 yards (8.7 avg.), including a long of 14 yards...Also played special teams with 1 kickoff return for 11 yards...**Game 2 vs. Detroit 9/23:** Played running back with 3 rushes for 15 yards (5.0 avg.) with a long of 16 yards...Had 1 reception for 4 yards... Also played special teams with 1 kickoff return for 22 yards...**Game 3 at Jacksonville 9/30:** Played running back with 23 carries for 64 yards (2.8 avg.) with one rushing TD...Replaced starting RB James Jackson (ribs) early in the second quarter...Recorded a career high in attempts (23) and recorded his first career rushing TD with a 4-yard dive into the end zone...Had 109 all-purpose yards on the afternoon (64 rushing, 26 receiving, 19 kickoff returns)...Rushed 4 times for 17 yards on a 19-play, 80-yard (10:14) drive, which ended with his 4-yard TD plunge...Added 5 receptions for 26 yards (5.2 avg.), including a long of 11 yards...Also had 1 kick-off return for 19 yards...**Game 4 vs. San Diego 10/7:** Started at running back and had 2 rushes for 1 yard and also added 1 reception for 6 yards...Also played special teams...**Game 5 at Cincinnati 10/14:** Played running back with 3 carries for 19 yards (6.3 avg.), including a long of 13 yards...Had 3 receptions for 27 yards (9.0 avg.), including a long of 14 yards...Also played special teams with 2 kickoff returns for 52 yards (26.0 avg.), including a long of 27 yards...**Game 6 vs. Baltimore 10/21:** Played running back with 1 carry for 1 yard and 1 reception for 1 yard...Also played on special teams with 1 kick-off return for 11 yards...Had 1 special teams tackle... **Game 7 at Chicago 11/4:** Played running back

## PLAYERS VETERANS

### JAMEL WHITE *continued*

with 1 reception for 10 yards...Also played special teams with 2 kickoff returns for 53 yards (26.5 avg.), including a long of 31 yards...**Game 8 vs. Pittsburgh 11/11:** Played running back with 2 rushes for 2 yards and 1 reception for 26 yards...In the first quarter had a 26-yard reception to the Steelers 23-yard line as part of a 6-play, 49-yard (2:02) drive, which resulted in a TE O.J. Santiago 12-yard TD and the Browns early 9-0 lead...Added 1 kickoff return for 21 yards...**Game 9 at Baltimore 11/18:** Started at running back for the injured James Jackson (ankle) and had 9 carries for 29 yards (3.2 avg.) with 1 touchdown and a long rush of 7 yards...Also had 4 receptions for 18 yards (4.5 avg.), including a long of 7 yards...On Cleveland's opening FG drive, carried the ball 3 times for 8 yards and had 1 reception for 5 yards as the Browns opened a 3-0 lead...In the fourth quarter with the Browns leading 20-17, was instrumental in a 12-play, 68-yard (5:51) drive with a key third-and-six reception for 7 yards to keep the drive moving and capped the drive with a 1-yard TD plunge to give the Browns the 27-17 lead...The 1-yard TD run was his second of the season...**Game 10 vs. Cincinnati 11/25:** Played running back with 5 rushes for 13 yards (2.6 avg.), including a long of 5 yards...Had 1 rushing first down...Also played special teams...**Game 11 vs. Tennessee 12/2:** Started at running back for the injured starter James Jackson (ankle)...Had 4 rushes for 4 yards (1.0 avg.) and 2 receptions for 15 yards (7.5 avg.)...**Game 12 at New England 12/9:** Played running back with 2 carries for 7 yards (3.5 avg.) and had 3 receptions for 57 yards (19.0 avg.), including a long of 36 yards...In the fourth quarter, had a 36-yard pass reception to the Patriots 26-yard line to set up a Phil Dawson 22-yard FG...Added a 17-yard grab in the fourth quarter...**Game 13 vs. Jacksonville 12/16:** Started at running back and had 9 rushes for 33 yards (3.7 avg.), including a long of 7 yards and also had 5 catches for 39 yards (7.8 avg.), including a long of 11 yards...**Game 14 at Green Bay 12/23:** Started at running back and recorded a career-high 131 yards rushing on 21 carries (6.2 avg.), including a career-long rush of 51 yards...Also added a career-high 9 receptions for 85 yards (9.4 avg.) and his first career TD reception on a 3-yard toss from QB Tim Couch...His 51-yard run was the longest run from scrimmage during the season...Combined for 216 yards of offense (131 rushing, 85 receiving)...On a 6-play, 74-yard (3:15) drive in the second quarter, rushed 3 times for 57 yards, including a 51-yard run to the Green Bay 8-yard line and capped the drive with a 3-yard TD reception...Rushed 13 times for 108 yards (8.3 avg.) in the first half...His 131 yards rushing were the most by a Browns RB since Kevin Mack recorded 133 yards on Dec. 13, 1987 vs. Cincinnati...Added a 45-yard reception in the fourth quarter, also marking a career high...**Game 15 at Tennessee 12/30:** Started at running back and rushed for 42 yards on 21 carries (2.0 avg.) and a career-high 2 rushing TDs...In the second quarter, capped a 7-play, 64-yard (3:04) drive with a 1-yard TD dive to give the Browns the 24-21 lead...In the fourth quarter, added his second TD of the day with a 2-yard TD plunge to cut the Titans' lead to 38-31, capping a 9-play, 54-yard (5:22) drive...Also had 3 receptions for 56 yards (18.7 avg.), including a long of 41 yards...**Game 16 at Pittsburgh 1/6:** Started at running back and had 11 carries for 30 yards (2.7 avg.), including a long of 8 yards and 1 rushing TD...Also added 2 receptions for 22 yards (11.0 avg.), including a long of 18 yards...In the first quarter, had a 3-yard TD run to give the Browns the early 7-0 lead...The rushing TD was his fifth of the year.

**2000:** Originally an undrafted rookie free agent with the Indianapolis Colts claimed off waivers by the Browns on Aug. 27...Appeared in 13 games at running back with 47 rushes for 145 yards (3.1 avg.) and 13 receptions for 100 yards (7.7 avg.)...Also added 43 kickoff returns for 935 yards (21.7 avg.), including a long of 40 yards...Made his NFL debut by playing on special teams vs. Jacksonville on Sept. 3...Was inactive for three consecutive games, Weeks 2-4... Recorded a season-high 25-yard pass reception from QB Doug Pederson late in the third quarter vs. the New York Giants on Nov. 5...Saw his most extensive action at running back and established a season-high 12 carries for 37 yards (3.1 avg.) and 3 receptions for 22 yards (7.3 avg.) in the Browns' 19-11 win vs. New England on Nov. 12...Added 8 rushes for 27 yards (3.4 avg.) at Tennessee on Nov. 19...On two occasions, recorded a career-high 6 kickoff returns: 6 returns for 125 yards (20.8 avg.) at Baltimore on Nov. 26 and 6 returns for 140 yards (23.3 avg.) vs. Philadelphia on Dec. 10.



**JAMEL WHITE** *continued*

**COLLEGE:** Career totals included 2,231 rushing in two seasons at South Dakota...As a senior, started all 11 games...Established 11 school records...Totaled 1,807 rushing yards, breaking the school's old mark of 1,327...Recorded 2,447 all-purpose yards, surpassing the school's old mark of 1,654...Added 43 receptions for 640 yards and 5 TDs...Was 1-of-2 passing for 27 yards and 1 TD passing...All 5 receiving TDs covered more than 30 yards...Posted 9 TD runs or receptions of at least 30 yards...Had 89-yard run vs. North Dakota State and 83-yard run vs. Truman State...*Associated Press*, Daktronics All-America second team...All-North Central Conference first team...As a junior, totaled 424 yards rushing...Spent freshman and sophomore seasons at Antelope Valley College (Lancaster, Calif.)...Played defensive secondary and receiver...Posted 2 interceptions (32 yards) and 9 tackles...Caught 20 passes for 144 yards and 2 TDs and rushed 56 times for 234 yards and 3 TDs in first season...Totaled team-high 15-353, 1 TD including 85-yard TD return...Team's second-leading scorer with 36 points.

**PERSONAL:** Full name is Jamel White...Born in Los Angeles, Calif....Attended Palmdale High School... Lettered in football, basketball and track...Drafted by Seattle Mariners to play baseball but decided to play college football...Single...Resides in Vermillion, S.D...Is very active in the Cleveland community and has assisted in programs including building a playground for the United Way's Hometown Huddle program, hospital visits with the Cleveland Clinic Children's Ward, providing turkey dinners to Cleveland residents during the holiday season and assisting in fundraisers for the Make-A-Wish Foundation...Currently volunteers as a counselor for Recovery Resources, a non-profit organization offering support for those recovering from drug or alcohol addiction, to earn credits toward his degree in counseling from the University of South Dakota.

**WHITE'S SINGLE-GAME CAREER HIGHS**

**RUSHING ATTEMPTS:** 23 at Jacksonville (9/30/01)

**RUSHING YARDS:** 131 at Green Bay (12/23/01)

**RUSHING TDS:** 2 at Tennessee (12/30/01)

**LONG RUSH:** 51 at Green Bay (12/23/01)

**RECEPTIONS:** 9 at Green Bay (12/23/01)

**RECEIVING YARDS:** 85 at Green Bay (12/23/01)

**RECEIVING TDS:** 1 at Green Bay (12/23/01)

**LONG RECEPTION:** 45 at Green Bay (12/23/01)

**KICKOFF RETURNS:** 6 at Baltimore (11/26/00); vs. Philadelphia (12/10/00)

**KICKOFF RETURN YARDS:** 140 vs. Philadelphia (12/10/00)

**LONGEST KICKOFF RETURN:** 40 at Arizona (10/8/00)

**WHITE'S CAREER OFFENSIVE STATISTICS**

Date	RUSHING					RECEIVING				
	No.	Yds.	Avg.	Long	TD	No.	Yds.	Avg.	Long	TD
2000 (Cle.)	47	145	3.1	14	0	13	100	7.7	25	0
2001 (Cle.)	126	443	3.5	51	5	44	418	9.5	45	1
Career	173	588	3.4	51	5	57	518	9.1	45	1

**WHITE'S CAREER SPECIAL TEAMS STATISTICS**

Year	PUNT RETURNS						KICKOFF RETURNS						Special Teams Tackles
	No.	FC	Yds.	Avg.	Long	TD	No.	FC	Yds.	Avg.	Long	TD	
2000 (Cle.)	0	0	0	0.0	0	0	43	0	935	21.7	40	0	2
2001 (Cle.)	0	0	0	0.0	0	0	9	0	189	21.0	31	0	1
Career	0	0	0	0.0	0	0	52	0	1,124	21.6	40	0	3

## PLAYERS VETERANS

### JAMEL WHITE *continued*

#### WHITE'S 2001 BROWNS OFFENSIVE STATISTICS

Date/Opponent	No.	RUSHING				TD	No.	RECEIVING				TD
		Yds.	Avg.	Long	TD			Yds.	Avg.	Long	TD	
9/9 vs. Sea.	10	52	5.2	14	0	3	26	8.7	14	0		
9/23 vs. Det.	3	15	5.0	16	0	1	4	4.0	4	0		
9/30 @ Jac.	23	64	2.8	9	1	5	26	5.2	11	0		
10/7 vs. S.D.	2	1	0.5	1	0	1	6	6.0	6	0		
10/14 @ Cin.	3	19	6.3	13	0	3	27	9.0	14	0		
10/21 vs. Bal.	1	1	1.0	1	0	1	1	1.0	1	0		
11/4 @ Chi.	0	0	0.0	0	0	1	10	10.0	10	0		
11/11 vs. Pit.	2	2	1.0	2	0	1	26	26.0	26	0		
11/18 @ Bal.	9	29	3.2	7	1	4	18	4.5	7	0		
11/25 vs. Cin.	5	13	2.6	5	0	0	0	0.0	0	0		
12/2 vs. Ten.	4	4	1.0	5	0	2	15	7.5	14	0		
12/9 @ N.E.	2	7	3.5	4	0	3	57	19.0	36	0		
12/16 vs. Jac.	9	33	3.7	7	0	5	39	7.8	11	0		
12/23 @ G.B.	21	131	6.2	51	0	9	85	9.4	45	1		
12/30 @ Ten.	21	42	2.0	9	2	3	56	18.7	41	0		
1/6 @ Pit.	11	30	2.7	8	1	2	22	11.0	18	0		
<b>Totals</b>	<b>126</b>	<b>443</b>	<b>3.5</b>	<b>51</b>	<b>5</b>	<b>44</b>	<b>418</b>	<b>9.5</b>	<b>45</b>	<b>1</b>		

#### WHITE'S 2001 SPECIAL TEAMS STATISTICS

Date/Opponent	No.	PUNT RETURNS				TD	No.	KICKOFF RETURNS				TD
		Yds.	Avg.	Long	TD			Yds.	Avg.	Long	TD	
9/9 vs. Sea.	0	0	0.0	0	0	1	11	11.0	11	0		
9/23 vs. Det.	0	0	0.0	0	0	1	22	22.0	22	0		
9/30 @ Jac.	0	0	0.0	0	0	1	19	19.0	19	0		
10/7 vs. S.D.	0	0	0.0	0	0	0	0	0.0	0	0		
10/14 @ Cin.	0	0	0.0	0	0	2	52	26.0	27	0		
10/21 vs. Bal.	0	0	0.0	0	0	1	11	11.0	11	0		
11/4 @ Chi.	0	0	0.0	0	0	2	53	26.5	31	0		
11/11 vs. Pit.	0	0	0.0	0	0	1	21	21.0	21	0		
11/18 @ Bal.	0	0	0.0	0	0	0	0	0.0	0	0		
11/25 vs. Cin.	0	0	0.0	0	0	0	0	0.0	0	0		
12/2 vs. Ten.	0	0	0.0	0	0	0	0	0.0	0	0		
12/9 @ N.E.	0	0	0.0	0	0	0	0	0.0	0	0		
12/16 vs. Jac.	0	0	0.0	0	0	0	0	0.0	0	0		
12/23 @ G.B.	0	0	0.0	0	0	0	0	0.0	0	0		
12/30 @ Ten.	0	0	0.0	0	0	0	0	0.0	0	0		
1/6 @ Pit.	0	0	0.0	0	0	0	0	0.0	0	0		
<b>Totals</b>	<b>0</b>	<b>0</b>	<b>0.0</b>	<b>0</b>	<b>0</b>	<b>9</b>	<b>189</b>	<b>21.0</b>	<b>31</b>	<b>0</b>		

#### DID YOU KNOW?

Jamel White's 131-yard rushing performance on Dec. 23, 2001 was the highest rushing total by a Browns running back in 14 years. Kevin Mack topped the effort with 133 yards on Dec. 13, 1987 against the Cincinnati Bengals.

**WHITE'S 2000 BROWNS OFFENSIVE STATISTICS**

Date/Opponent	RUSHING					RECEIVING				
	No.	Yds.	Avg.	Long	TD	No.	Yds.	Avg.	Long	TD
9/3 vs. Jac.	0	0	0.0	0	0	0	0	0.0	0	0
9/10 @ Cin.	0	0	0.0	0	0	0	0	0.0	0	0
9/17 vs. Pit.	Inactive									
9/24 @ Oak.	Inactive									
10/1 vs. Bal.	Inactive									
10/8 @ Ari.	2	6	3.0	5	0	0	0	0.0	0	0
10/15 @ Den.	0	0	0.0	0	0	0	0	0.0	0	0
10/22 @ Pit.	2	0	0.0	1	0	0	0	0.0	0	0
10/29 vs. Cin.	2	4	2.0	4	0	0	0	0.0	0	0
11/5 vs. N.Y.G.	3	12	4.0	6	0	2	27	13.5	25	0
11/12 vs. N.E.	12	37	3.1	14	0	3	22	7.3	9	0
11/19 @ Ten.	8	27	3.4	9	0	3	30	10.0	14	0
11/26 @ Bal.	4	12	3.0	14	0	1	-2	-2.0	-2	0
12/3 @ Jac.	7	29	4.1	8	0	2	11	5.5	8	0
12/10 vs. Phi.	3	15	5.0	10	0	0	0	0.0	0	0
12/17 vs. Ten.	4	3	0.8	2	0	2	12	6.0	8	0
<b>Totals</b>	<b>47</b>	<b>145</b>	<b>3.1</b>	<b>14</b>	<b>0</b>	<b>13</b>	<b>100</b>	<b>7.7</b>	<b>25</b>	<b>0</b>

**WHITE'S 2000 SPECIAL TEAMS STATISTICS**

Date/Opponent	PUNT RETURNS					KICKOFF RETURNS				
	No.	Yds.	Avg.	Long	TD	No.	Yds.	Avg.	Long	TD
9/3 vs. Jac.	0	0	0.0	0	0	3	51	17.0	22	0
9/10 @ Cin.	0	0	0.0	0	0	1	20	20.0	20	0
9/17 vs. Pit.	Inactive									
9/24 @ Oak.	Inactive									
10/1 vs. Bal.	Inactive									
10/8 @ Ari.	0	0	0.0	0	0	2	53	26.5	40	0
10/15 @ Den.	0	0	0.0	0	0	4	88	22.0	28	0
10/22 @ Pit.	0	0	0.0	0	0	4	118	29.5	36	0
10/29 vs. Cin.	0	0	0.0	0	0	2	57	28.5	30	0
11/5 vs. N.Y.G.	0	0	0.0	0	0	4	73	18.3	25	0
11/12 vs. N.E.	0	0	0.0	0	0	2	38	19.0	27	0
11/19 @ Ten.	0	0	0.0	0	0	4	84	21.0	29	0
11/26 @ Bal.	0	0	0.0	0	0	6	125	20.8	28	0
12/3 @ Jac.	0	0	0.0	0	0	3	50	16.7	23	0
12/10 vs. Phi.	0	0	0.0	0	0	6	140	23.3	36	0
12/17 vs. Ten.	0	0	0.0	0	0	2	38	19.0	19	0
<b>Totals</b>	<b>0</b>	<b>0</b>	<b>0.0</b>	<b>0</b>	<b>0</b>	<b>43</b>	<b>935</b>	<b>21.7</b>	<b>40</b>	<b>0</b>



## DAVE WOHLBAUGH C



**HEIGHT**

6-3

**WEIGHT**

296

**BIRTHDATE**

April 13, 1972

**ACQUIRED**

UFA (N.E.) – '99

**COLLEGE**

Syracuse

**YEAR W/ BROWNS**

4th

**YEAR IN NFL**

8th

64

**GAMES PLAYED/STARTED:** 1995 (11/11); 1996 (16/16; 3/3); 1997 (14/14; 2/2); 1998 (16/16; 1/1); 1999 (15/15); 2000 (12/12); 2001 (16/16).

**CAREER TOTALS:** 100 games, 100 starts.

**POSTSEASON TOTALS:** 6 games, 6 starts.

**CAREER TRANSACTIONS:** Selected by the New England Patriots in the fourth round, 112th overall, of the 1995 NFL Draft with a selection acquired from Kansas City (through Philadelphia) in exchange for the Patriots' 1996 third round draft choice (69th overall – John Browning, DE)...Signed with the Patriots June 26, 1995...Signed with Cleveland as an unrestricted free agent on Feb. 16, 1999.

**CAREER HIGHLIGHTS:** Has started every game he has played during his NFL career, including his 100th career start at Pittsburgh on Jan. 2, 2002...Started every game (57 starts) he played in with the Patriots...He started 11 games for the Patriots as a rookie and earned all-rookie team honors from three national publications; *Pro Football Weekly*, *Football News* and *College* and *Pro Football Newsweekly*.

### SEASONAL REVIEWS

**2001:** In his third season with the Browns, started in all 16 regular-season games as he anchored the offensive line...**Game 1 vs. Seattle 9/9:** Started at center...**Game 2 vs. Detroit 9/23:** Started at center as the offensive line helped pave the way for the team to rush for 139 yards, including RB James Jackson for 124 yards on 31 carries...**Game 3 at Jacksonville 9/30:** Started at center as the offensive line helped protect QB Tim Couch to throw for 249 yards and the offense to rush for 95 net yards rushing...**Game 4 vs. San Diego 10/7:** Started at center as the offensive line helped the offense rush for 97 net yards rushing and total 278 net yards of offense...**Game 5 at Cincinnati 10/14:** Started at center...**Game 6 vs. Baltimore 10/21:** Started at center...Threw the key block on Ravens LB Ray Lewis to clear the way for RB James Jackson's 11-yard TD run in the first quarter...Part of the offensive line that allowed only 2 sacks and the offense combined for 219 yards of net offense in the Browns' 24-14 win over the Ravens...**Game 7 at Chicago 11/4:** Started at center...**Game 8 vs. Pittsburgh 11/11:** Started at center...**Game 9 at Baltimore 11/18:** Started at center as the offensive line paved the way for the offense with 2 rushing TDs and allowed only 1 sack of QB Tim Couch...**Game 10 vs. Cincinnati 11/25:** Started at center...**Game 11 vs. Tennessee 12/2:** Started at center...**Game 12 at New England 12/9:** Started at center...**Game 13 vs. Jacksonville 12/16:** Started at center...**Game 14 at Green Bay 12/23:** Started at center as the offensive line helped pave the way for RB Jamel White to rush for 131 yards on 21 carries (6.2 avg.), and establish a team season-high 168 net yards rushing and 337 total net yards of offense...**Game 15 at Tennessee 12/30:** Started at center as the offensive line provided Tim Couch time to throw for 336 yards and 3 TDs, and RB Jamel White to rush for 2 TDs, as the offense rolled up a season-high 409 net yards of offense...**Game 16 at Pittsburgh 1/6:** Started at center and marked his 100th career NFL start.

**2000:** Steady force at center helped the Browns offensive line reduce the number of sacks from 60 sacks in 1999 down to 40 for the 2000 season...Started the first 12 games of the regular season before a high ankle sprain injury ended his season...Left the game in the second quarter at Tennessee on Nov. 19

DAVE WOHLABAUGH *continued*

with an ankle injury and did not return, as backup center Shaun O'Hara replaced Wohlabaugh...Listed as inactive Weeks 13-16 with the ankle injury.

**1999:** Started 15 regular-season games for the Browns at center...In Week 15 vs. Jacksonville Dec. 19, sprained his right knee on the final play of the first quarter and did not return...With the injury, his 44-game consecutive starting streak dating back to 1997 with the Patriots came to an end...Was listed as inactive in Week 16 vs. Indianapolis with the knee injury.

**1998:** Started all 16 regular-season games at center for Patriots...Broke his hand vs. Kansas City on Oct. 11 in Week 5 of the regular season, yet continued to start every game the rest of the season at center...Was one of three offensive linemen to start all 16 games for New England...Key reason for the Patriots ranking second in AFC in passing offense with 3,660 yards in 1998 and average of 228.8 passing yards per game...Started in 1998 postseason appearance on Jan. 3 at Jacksonville in a 25-10 loss to the Jaguars.

**1997:** Started 14 games for the Patriots at center, plus both playoff games...Centered an offensive line which allowed 30 sacks all season and provided for another 1,000-yard rushing effort by Curtis Martin...Allowed the fewest sacks among the starting offensive linemen...Injured his left ankle in the first half of the season opener vs. San Diego on Aug. 31 and did not return...Missed the next two games due to injury...Reported among the team's inactives at Indianapolis on Sept. 7 and dressed by did not play the following week vs. the Jets on Sept. 14...Returned to the starting lineup vs. Chicago on Sept. 21 and faced multiple blitzes throughout the game...Named offensive team captain vs. Green Bay on Oct. 27...Recorded his only tackle of the season and forced a fumble after a Patriots turnover at Tampa Bay on Nov. 16...Recorded a tackle in the playoff loss at Pittsburgh on Jan. 3, 1998.

**1996:** Started every game for the Patriots at center...Led the team with 5 tackles after turnovers and recovered 2 Patriots fumbles...He was the centerpiece of an offensive line which allowed Curtis Martin to become the first rusher in Patriots history to record back-to-back 1,000-yard seasons...The offensive line paved the way for 1,468 rushing yards in 1996 and allowed just 30 quarterback sacks...Credited with less than 2 sacks allowed all season (1.75), second among the Patriots starters...Martin rushed for over 140 yards in three games, including a season-high 166 yards in the divisional playoff game vs. Pittsburgh on Jan. 5, 1997.

**1995:** Started 11 games for the Patriots as a rookie and earned all-rookie team honors from three national publications: *Pro Football Weekly*, *Football News* and *College* and *Pro Football Newsweekly*...Made his NFL debut in a starting role when he replaced Jeff Dellenbach, who was listed among the team's inactives due to a back injury prior to the game at Kansas City on Oct. 15...Started each of the remaining 11 regular-season games and allowed just 2 sacks during that time...He was part of an offensive line adjustment which coincided with the emergence of Curtis Martin, who developed into one of the premier rushers of the 1995 season...Martin set franchise rushing records with 1,487 yards and 14 touchdowns as a rookie...Prior to Wohlabaugh's insertion into the starting lineup, Martin was averaging just 51.4 yards per game...In his final 11 games, Martin averaged 111.8 yards per game and scored 12 of his 14 rushing touchdowns.

**COLLEGE:** Wohlabaugh was a two-year starter at Syracuse and played right guard (1993) and center (1994) for the Orangemen...Earned second team All-Big East honors after starting every game as a senior...Anchored an offensive line responsible for the team's 200.9-yard rushing average per game...Started every game at right guard as a junior...Helped the offense roll up 4,318 yards for the year...Shared game ball honors with the rest of the offensive linemen for performance vs. East Carolina on Sept. 9 as the offense totaled 514 net yards...Named Co-Offensive Player of the Game in a 24-21 victory over Cincinnati on Sept. 25...Played in 10 games, but did not start as a sophomore (1992)...Utilized mostly on kickoff return unit...Redshirted as a true freshman and did not receive any playing time during his redshirt-freshman season.

**PERSONAL:** David Vincent Wohlabaugh was born the son of Larry and Debbie Wohlabaugh on April 13, 1972 in Hamburg, N.Y....He earned all-state, All-Western New York and All-Northeastern honors as

## PLAYERS

### VETERANS

#### DAVE WOHLBAUGH *continued*

a two-way tackle at Frontier (Hamburg, N.Y.) High School...Served as team captain in his junior and senior years...Recorded 101 tackles with 14 sacks and 4 fumble recoveries as a senior...Majored in political science at Syracuse...He has two brothers...Dave and his wife, Virginia, have two sons, Evan and Jack...Active in several charitable organizations, including Taste of the NFL to benefit the Cleveland Foodbank, Center for Families and Children, Adopt-A-Family and the Muscular Dystrophy Association.



#### HEIGHT

6-5

#### WEIGHT

275

#### BIRTHDATE

Nov. 23, 1975

#### ACQUIRED

FA - '01

#### COLLEGE

Jacksonville State

#### YEAR W/ BROWNS

2nd

#### YEAR IN NFL

2nd

# 90

**GAMES PLAYED/STARTED:** 1999 (5/0); 2000 (0/0); 2001 (0/0).

**CAREER GAMES:** 5 games, 0 starts.

**CAREER TRANSACTIONS:** Originally signed by the Kansas City Chiefs as a free agent on April 27, 1999...Waived by Kansas City on Aug. 28, 2000...Signed by the St. Louis Rams on Feb. 2, 2001...Allocated to NFL Europe by St. Louis on April 17, 2001...Waived by St. Louis on July 5, 2001...Signed by the Cleveland Browns as a free agent on July 20, 2001.

**CAREER HIGHLIGHTS:** Recorded 1 QB pressure against Baltimore on Oct. 21, 1999.

#### SEASONAL REVIEWS

**2001:** Signed by St. Louis on Feb. 2 and allocated to NFL Europe on April 17...Member of the Rhein Fire in NFL Europe...Recorded 9 total tackles, 5 sacks, 3 forced fumbles and 2 passes defended in NFL Europe action...Tied for seventh in NFL Europe in sacks during the season...Waived by St. Louis on July 5...Signed by Cleveland as a free agent on July 20...Suffered a shoulder injury during training camp and was forced to miss the regular season as he was placed on reserve-injured.

**2000:** Did not play.

**1999:** Made the Kansas City active 53-man roster as a rookie free agent...Played in five games mainly on special teams...Made 1 special teams tackle and recorded 1 quarterback pressure on the season... Saw action on special teams duty against Chicago on Sept. 12...Recorded 1 QB pressure from his defensive end slot against Baltimore on Oct. 21...Played on special teams and tallied one tackle against San Diego on Oct. 31...Saw action on special teams against Seattle on Nov. 21 and vs. Minnesota on Dec. 12.

**COLLEGE:** Played one season at Division 1-AA Jacksonville State where he recorded 60 tackles (44 solos), 14.5 sacks (78.5 yards), 4 pass breakups, 27 QB pressures, 14 tackles for loss (80 yards) and forced and recovered 4 fumbles...His 14.5 sacks placed him third in Division I-AA in 1998...In his first game at Jacksonville State, he registered 7 tackles, 1.5 sacks, caused 3 fumbles and recovered 2 fumbles for 74 return yards in a 19-13 win...Earned National Defensive Player of the Week honors from Football Gazette after recording season-high 11 tackles, 8 QB pressures (3 of which forced INTs) and 4 sacks (27 yards) vs. Middle Tennessee State...Earned All-America, all-state and team Defensive Player of the Year honors during his two-year career at Hinds Junior College in Utica, Mississippi...Registered over 200 tackles and 35 sacks during that time.

MARK WORD *continued*

**PERSONAL:** Standout defender at Southridge (Miami, Fla.) High School...Was also the Most Valuable Performer on his prep track squad...Majored in criminal justice at Jacksonville State...Full Name: Mark Bernard Word...Word is single and resides in Miami, Fla.

## PAUL ZUKAUSKAS OL

### YEAR W/ BROWNS

2nd

### YEAR IN NFL

2nd

### HEIGHT

6-5

### WEIGHT

306

### BIRTHDATE

July 12, 1979

### ACQUIRED

D (7a) - '01

### COLLEGE

Boston College



# 66

**GAMES PLAYED/STARTED:** 2001 (1/0).

**CAREER GAMES:** 1 game, 0 starts.

**CAREER TRANSACTIONS:** Selected by the Cleveland Browns in the seventh round, 203rd overall, in the 2001 NFL Draft...Waived by Cleveland on Sept. 2, 2001...Signed by Cleveland to the practice squad on Sept. 3, 2001...Signed to active roster on Nov. 21, 2001.

### SEASONAL REVIEWS

**2001:** In his rookie season, spent the first nine weeks of the regular season on the practice squad...Signed to the active roster on Nov. 21 and appeared in one game and was listed as inactive for six regular-season games...Made his NFL debut by playing on special teams at Tennessee on Dec. 30...Was the backup to starting RT Roger Chanoine.

**COLLEGE:** Three-year starter who became the first freshman in over twenty years to start on the offensive line (vs. Virginia Tech in 1997)...Physical drive blocker who established himself as one of the most dominating linemen in the Big East...Had 33 starting assignments to his credit...As a senior, named All-Big East Conference first team selection and first team All-America selection...Member of *The Sporting News'* All-Underrated team...Started ten contests at right offensive guard, collecting 82 knockdowns while not allowing a quarterback sack (offensive line gave up only 6 sacks for the season)...Helped the team rank third in the conference with an average of 414.9 yards per game in total offense...Served as team tri-captain...As a junior named All-Big East Conference second team selection...Started every game at right offensive guard...Registered 67 knockdowns and allowed only 1 quarterback sack as the team generated 4,187 yards, an average of 380.6 yards per game...In his sophomore season, moved into the starting lineup full-time, taking over the right tackle position...Credited with 49 key blocks in helping the offense gain 4,527 yards, the sixth-best total in school history...Appeared in seven games as a true freshman...Earned his only start vs. Virginia Tech, lining up at right offensive tackle.

**PERSONAL:** Earned all-state and all-conference honors as a senior tackle at Boston College (Mass.) High School...Captured *Boston Globe*, *Boston Herald* and *Patriot Ledger* all-scholastic accolades...Earned All-America honors from *Prep Star* and *USA Today*, and all-region honors from several other recruiting services...Made 40 tackles as a senior...Served as team captain...Played in the 1997 Massachusetts Shriners Football Classic...Communications major, enrolled in the Carroll School of Management...Brother, Tom, recently graduated from Boston College...Performs community service at several local schools...Son of Ann Marie and Thomas Zukauskas...Born Paul Malcolm Zukauskas on July 12, 1979...Resides in Weymouth, Mass.

**WILLIAM GREEN RB**



**HEIGHT**  
6-0  
**WEIGHT**  
221  
**BIRTHDATE**  
Dec. 17, 1979  
**ACQUIRED**  
D (1) – '02  
**COLLEGE**  
Boston College

**YEAR W/ BROWNS**  
R  
**YEAR IN NFL**  
R

**31**

**CAREER TRANSACTIONS:** Selected by the Cleveland Browns in the first round, 16th overall, in the 2002 NFL Draft.

**COLLEGE HIGHLIGHTS:** In 31 games at Boston College, he carried the ball 501 times for 2,974 yards (5.9 avg.) and 33 TDs...Only Troy Stradford (3,504, 1982-86) and Mike Cloud (3,597, 1995-98) had more yards rushing in school history...His 501 carries rank sixth on the Eagles all-time record list, while his 33 touchdowns are one shy of the school career record of 34 by Keith Barnette (1973-75).

**2001:** All-America first team selection by The NFL Draft Report, Walter Camp, *The Sporting News* and *Football News*...All-Big East Conference first team selection and Offensive Player of the Year...Earned Big East Player of the Week honors vs. West Virginia, Notre Dame, Rutgers and Pittsburgh...Rushed for over 100 yards in nine of ten games he played in...Carried 265 times for 1,559 yards (5.9 avg.) and 15 touchdowns...Only Mike Cloud (1998) had more attempts (308) and yards (1,726) in a season for the Eagles...Only Darnell Campbell (19, 1993) and Keith Barnette (22, 1974) scored more touchdowns on the ground in Boston College annals...Added 23 receptions for 260 yards (11.3 avg.) and 2 TDs...Averaged 181.9 all-purpose yards per game...*West Virginia*...Opened the season in explosive fashion, totaling 204 yards on 28 carries with touchdowns of 26, 1 and 67 yards, adding 33 yards on a reception...*Stanford*...Ran 25 times for 103 yards and made 2 catches for 18 yards...*Navy*...Had 33 attempts for 178 yards, including a 58-yard score, and grabbed 3 passes for 46 yards with a 13-yard touchdown...*Army*...Followed with 25 chances for 115 yards and a 42-yard touchdown...Also caught 3 passes for 17 yards...*Temple*...Gained 128 yards on 25 tries with 2 and 28-yard touchdowns and also had a 17-yard reception...*Virginia Tech*...Carried 21 times for 74 yards and an 8-yard score... *Pittsburgh*...Rushed 29 times for 182 yards and 3 touchdowns... *Notre Dame*...Tore apart the Irish defense for 195 yards on 28 attempts with a touchdown of 71 yards on the ground while also coming up with a 70-yard scoring grab...*Miami*...Did not play...Suspended for a team rules violation... *Rutgers*...Returned with a vengeance, picking up 213 yards and a touchdown on 31 carries and 13 yards on a pair of catches...*Syracuse*...Amassed 182 yards on 16 carries, scoring on 40 and 62-yard runs...Also caught 5 passes for 43 yards...*Georgia (Music City Bowl)*...Closed out his career with 35 attempts for 149 yards and a game-winning 7-yard touchdown with 4:43 left in a 20-16 decision.

**2000:** First team All-Big East Conference pick...Second in the league in rushing (20th in the nation) with 187 carries for 1,164 yards (6.2 avg.) and 14 touchdowns...Caught 6 passes for 78 yards (13.0 avg) and a score...Returned 9 kickoffs for 199 yards (22.1 avg.) and also recorded a solo tackle...Accomplished these figures despite starting only two games...*West Virginia*...Opened the season with 10 runs for 54 yards and a 2-yard touchdown...Also had 3 kickoff returns for 53 yards...*Army*...Rushed 17 times for 58 yards and a 3-yard score, caught an 8-yard pass and returned a kickoff 84 yards...*Navy*...Followed with 58 yards and a pair of touchdowns on 12 tries, an 11-yard reception and 2 kickoff returns for 27 yards...*Virginia Tech*...Carried 25 times for 117 yards and touchdowns



**WILLIAM GREEN** *continued*

of 1 and 12 yards... *Connecticut*...Exploded for 225 yards and 3 touchdowns on 19 attempts...Also had an 11-yard catch... His 225 yards rank fifth on the school's all-time list...*Syracuse*...Gained 104 yards on 15 runs, including a 6-yard score...*Rutgers*...Amassed 223 yards (sixth-best game in school history) on 22 carries, scoring on runs of 1 and 4 yards... *Temple*...Had a 33-yard touchdown reception and 23 carries for 91 yards with a 13-yard score...*Notre Dame*...Carried 15 times for 81 yards...*Miami*... Added 16 attempts for 78 yards and a 1-yard touchdown...*Arizona State (Aloha Bowl)*...Ruled ineligible to play (academics).

**1999:** Played in 10 games as a reserve tailback, finishing third on the team with 49 carries for 251 yards (5.1 avg.) and 4 touchdowns...Caught a pair of passes for 5 yards (2.5 avg.)...Returned 13 kickoffs for 342 yards (26.3 avg.) and also had an 11-yard punt return...*Baylor*...Made his college debut with 8 attempts for 77 yards...*Rutgers*...Picked up 61 yards on 14 tries...*Boston College*...Scored his first career touchdown on a 2-yard run and returned a kickoff 63 yards...*Temple*...Followed with a 2-yard touchdown run...*Miami*...Added another 2-yard scoring scamper...*Notre Dame*...Gained 30 yards on 10 tries...*Virginia Tech*...Rushed 6 times for 64 yards and a 45-yard touchdown...*Colorado (Insight.com Bowl)*...Carried 11 times for 32 yards.

**PERSONAL:** Earned All-America honors from *Super Prep*, Tom Lemming, National Recruiting Advisor, RivalNet, *Prep Star*, *Parade* and *Blue Chip Illustrated* and was rated among *Super Prep's* National Top 50 (third-rated running back on the magazine's dream team), in addition to being a consensus all-state selection at Holy Spirit (Atlantic City, N.J.) High School...Selected to play in both the Governor's Cup (New York vs. New Jersey) and the New Jersey North-South Game...Rushed for 1,512 yards and 19 touchdowns as a senior (8.2 avg.)...Also competed in track, running the 400 meter event...Sociology major, enrolled in the College of Arts and Sciences...William and his six siblings are the children of the late Mabel and Bobby Green...Born on Dec. 17, 1979...Resides in Atlantic City, N.J.

**GREEN'S CAREER OFFENSIVE STATISTICS**

Date	RUSHING					RECEIVING				
	No.	Yds.	Avg.	Long	TD	No.	Yds.	Avg.	Long	TD
1999	49	251	5.1	45	4	2	5	2.5	6	0
2000	187	1,164	6.2	65	14	6	78	13.0	33	1
2001	265	1,559	5.9	71	15	23	260	11.3	70	2
Career	501	2,974	5.9	71	33	31	343	11.1	70	3

**GREEN'S CAREER SPECIAL TEAMS STATISTICS**

Year	KICKOFF RETURNS						PUNT RETURNS						Special Teams Tackles
	No.	FC	Yds.	Avg.	Long	TD	No.	FC	Yds.	Avg.	Long	TD	
1999	13	0	342	26.3	63	0	1	0	11	11.0	11	0	0
2000	9	0	199	22.1	84	0	0	0	0	0.0	0	0	0
2001	0	0	0	0.0	0	0	0	0	0	0.0	0	0	0
Career	22	0	541	24.6	84	0	1	0	11	11.0	11	0	0



## ANDRE' DAVIS WR



HEIGHT  
6-1  
WEIGHT  
194  
BIRTHDATE  
June 12, 1979  
ACQUIRED  
D (2) - '02  
COLLEGE  
Virginia Tech

YEAR W/ BROWNS  
R  
YEAR IN NFL  
R

87

**CAREER TRANSACTIONS:** Selected by the Cleveland Browns in the second round, 47th overall, in the 2002 NFL Draft.

**COLLEGE HIGHLIGHTS:** Three-year starter at flanker who also excelled on the school's track team, serving as the anchor on the 4x100-meter relay squad in addition to performing in the 200-meter dash...Has garnered honors for his performance both on the football field and in the classroom... Received an \$18,000 post-graduate scholarship from the National Football Foundation...The three-time Academic All-Big East Conference choice ranks third on the school's career-record list with 1,986 yards receiving and 103 catches...18 career TD catches rank second on the school's all-time list, second to Antonio Freeman's 22 (1991-94)...Holds the school's all-time records with 872 yards and a 15.8-yard average on 55 punt returns...His 4 punt returns for touchdowns tied a Tech record first set by Frank Loria (1965-67)...Added 218 yards on 10 kickoff returns (21.8 avg.) and 121 yards with 4 scores on 11 carries (11.0 avg.).

**2001:** All-Big East Conference first team selection...Verizon Academic All-America selection and Big East Academic All-Conference choice...Recipient of *The Sporting News* Radio's Socrates Award, given to a college athlete who best embodies the Socrates Creed "mens sana in corpore sano" or "a strong mind in a strong body"...Started every game at flanker...Led the team with 39 receptions for 623 yards (16.0 avg.) and 7 TDs...Returned 35 punts for 437 yards (12.5 avg.) and a score...Gained 218 yards on 10 kickoff returns (21.8 avg.) and rushed 5 times for losses of 2 yards...Averaged 116.0 all-purpose yards per game...*Preseason*...Missed spring drills after undergoing arthroscopic left ankle surgery...*Connecticut*...Snatched 4 passes for 94 yards and touchdowns of 47 and 19 yards, adding 3 punt returns for 28 yards...*Western Michigan*...Gained 55 yards on 5 punt returns and 29 yards on 4 catches...*Central Florida*...Made 4 catches for 46 yards, returned a pair of punts for 66 yards and had a 21-yard kickoff return...*West Virginia*...Grabbed 3 passes for 58 yards, returned a kickoff 32 yards and amassed 153 yards on 6 punt returns...His 153 yards were the most by a Hokie since Antonio Freeman gained 164 yards vs. Pittsburgh in 1994...*Boston College*...Hauled in 6 passes for 112 yards, including 37 and 34-yard touchdowns...Also returned 2 kickoffs for 44 yards and 5 punts for 53 yards...*Pittsburgh*...Had 8 receptions for 80 yards, rushed once for 3 yards, returned a kickoff 40 yards and gained 32 yards on 3 punt returns...*Temple*...Followed with 4 catches for 60 yards and a 41-yard touchdown...*Virginia*...Totaled 126 yards on 3 catches with 26 and 58-yard touchdowns, 25 yards on 4 punt returns and 53 yards on 3 kickoff returns...*Miami*...Held to no receptions by Hurricane cornerback Mike Rumph...Had a 15-yard kickoff return and an assisted tackle...*Florida State (Gator Bowl)*...Closed out his career with 5 catches for 158 yards and a 55-yard touchdown...Also had a 14-yard punt return...His 158 aerial yards broke the old school bowl game record of 119 yards by Bryan Still vs. Texas in the 1995 Sugar Bowl...His 55-yarder tied his own record for longest reception in a bowl game (first accomplished vs. Clemson in the 2001 Gator Bowl).

**2000:** Started nine games, including the first seven contests at flanker...Caught 24 passes for 318 yards (13.3 avg.) and a pair of touchdowns...Gained 51 yards and a score on 3 carries (17.0 avg.)...Returned

**ANDRÉ DAVIS** *continued*

18 punts for 396 yards (22.0 avg.) and tied a school season-record with 3 touchdowns, matching the mark first set by Frank Loria in 1966...*Akron*...Opened the season with 2 catches for 41 yards and a 34-yard score...*East Carolina*...Gained 41 yards on 4 catches and returned a punt 87 yards for a touchdown... Only Frank Loria (95 vs. Miami, 1967) had a longer punt return in school annals...*Boston College*...Added a 71-yard punt return for a score...*Temple*...Made 6 catches for 54 yards before leaving the game with a shoulder sprain...*West Virginia*...Despite suffering a knee injury in practice two days before the game, he put on a tremendous show, scoring three times within a span of six minutes...Ran for a 30-yard touchdown on a reverse and on the following series, he caught a 64-yard touchdown pass...When the Mountaineers were forced to punt, he returned the kick 76 yards for another score...Also gained 127 yards on 6 catches...*Syracuse*...Had a pair of receptions for 21 yards before leaving the game after suffering an ankle sprain...*Pittsburgh*...Did not play (ankle)...*Miami*...Played in just 11 snaps before his ankle would sideline him for the rest of the game...*Central Florida*...Did not play (ankle)...*Virginia*...Returned to participate in 4 plays...*Clemson (Gator Bowl)*...Gained 70 yards on 2 catches.

**1999:** All-Big East Conference first team choice by The NFL Draft Report...Started every game at flanker, leading the conference with a 27.5-yard average as he hauled in 35 passes for 962 yards and 9 touchdowns...His 27.5-yard average shattered the previous school season record of 22.0 yards per catch by Antonio Freeman in 1992...His 9 scoring grabs tied Freeman's 1993 season record...His 962 yards broke the old Tech mark of 826 yards by Ricky Scales in 1972...Scored three times on three reverses for a total of 72 yards (24.0 avg.)...*Preseason*...Limited in spring drills due to a wrist injury...*James Madison*...Opened the season with a 22-yard reverse for a touchdown and a pair of catches for 51 yards...*Alabama-Birmingham*...Snatched 4 passes for 57 yards and his first touchdown reception, good for 35 yards...*Virginia*...Added 110 yards on 2 catches, including a 60-yard score...*Rutgers*...Hauled in 4 passes for 157 yards and a pair of touchdowns, including a 74-yarder...*Syracuse*...Ran for a 28-yard touchdown on a reverse...*Pittsburgh*...Blocked a punt for a 3-yard gain and made 5 catches for 93 yards with a 37-yard score...*West Virginia*...Followed with 5 receptions for 138 yards, despite playing with a wrist sprain...*Miami*...Scooped up a fumble and advanced the ball 22 yards for a touchdown...*Temple*...Added 121 yards on 4 catches with touchdowns of 65 and 30 yards...*Boston College*... Snatched 5 passes for a season-high 172 yards, including scores of 69 and 39 yards...*Florida State (Sugar Bowl)*...Hauled in 7 passes for 108 yards and gained 16 yards on a reverse.

**1998:** Appeared in eight games, catching 5 passes for 83 yards (16.6 avg.)...Missed the West Virginia, Temple and Alabama-Birmingham contests after suffering a leg injury vs. Clemson.

**1997:** Redshirted as a freshman...Worked at split end on the scout team until he was moved to flanker at midseason.

**PERSONAL:** Played soccer at Niskayuna (N.Y.) High School until joining the football team as a junior...Lettered two years as a wide receiver and safety...Led the team with 10 touchdowns his senior season...Caught 26 passes for 471 yards and 6 touchdowns...Added 2 rushing touchdowns...Intercepted 3 passes as a free safety, returning one of them 95-yards for a score...Returned a kickoff 94 yards for a touchdown...Earned a first team spot on the conference all-star team...Named first team all-area as a kick returner by the *Albany Times-Union*...Helped his team to the Section II playoffs for the first time...Excelled in track, winning the state Class A 200-meter outdoor championship his senior year and finishing second in the 100...National Football Hall of Fame Scholar Athlete...Graduated from Virginia Tech with a degree in property management...Three-time member of the Big East Conference's Academic team...Son of Marcia and Clement Davis...Cousin, Rich Bowen, played football at Virginia Tech (1995)...Born André N. Davis on June 12, 1979...Resides in Niskayuna, N.Y.

# PLAYERS

## 2002 DRAFT PICKS

ANDRE' DAVIS *continued*

### DAVIS' CAREER OFFENSIVE STATISTICS

Year	RECEIVING					RUSHING				
	No.	Yds.	Avg.	Long	TD	No.	Yds.	Avg.	Long	TD
1998	5	83	16.6	49	0	0	0	0.0	0	0
1999	35	962	27.5	74	9	3	72	24.0	28	3
2000	24	318	13.3	64	2	3	51	17.0	30	1
2001	39	623	16.0	58	7	5	-2	-0.4	4	0
Career	103	1,986	19.3	74	18	11	121	11.0	30	4

### DAVIS' CAREER SPECIAL TEAMS STATISTICS

Year	KICKOFF RETURNS					PUNT RETURNS					Special Teams Tackles	
	No.	FC	Yds.	Avg.	Long	TD	No.	FC	Yds.	Avg.		Long
1998	0	0	0	0.0	0	0	1	-	36	36.0	36	0
1999	0	0	0	0.0	0	0	1	-	3	3.0	3	0
2000	0	0	0	0.0	0	0	18	-	396	22.0	87	3
2001	10	0	218	21.8	40	0	35	-	437	12.5	55	1
Career	10	0	218	21.8	40	0	55	-	872	15.9	87	4

## MELVIN FOWLER OL



#### HEIGHT

6-3

#### WEIGHT

300

#### BIRTHDATE

March 31, 1979

#### ACQUIRED

D (3) - '02

#### COLLEGE

Maryland

#### YEAR W/ BROWNS

R

#### YEAR IN NFL

R

# 65

**CAREER TRANSACTIONS:** Selected by the Cleveland Browns in the third round, 76th overall, in the 2002 NFL Draft.

**COLLEGE HIGHLIGHTS:** Did not allow a quarterback sack in four years as a starter at Maryland...Took over center duties in his redshirt freshman year, despite having practiced at that position for only ten days before earning the starting job...A model of consistency, he started every game (44) that he ever played in for Maryland.

**2001:** All-America and All-Atlantic Coast Conference first team selection by The National Sports Bureau, adding third team national honors from *Football News*...Received the highest grade for blocking consistency (87.4%) of any offensive lineman in the Division 1-A ranks as he totaled a career-high 121 key knockdowns for an offense that averaged 439.7 yards per game on the way to winning the Atlantic Coast Conference title...Did not allow a sack all year, while registering thirteen touchdown-resulting blocks...*West Virginia*...Registered 14 knockdowns, leveling defensive tackle Antwaan Lake on a 6-yard touchdown run by tailback Bruce Perry and later picked up the blitz, cut blocking safety Rick Sherrod on QB Shaun Hill's 10-yard scoring pass to Guilian Gary as the team collected 373 yards...*Virginia*...Added 9 knockdowns, including one that opened a hole used by Hill for a 4-yard touchdown run and his roll block on defensive tackle Monsanto Pope let Hill find Gary with a 53-yard scoring strike as the team totaled 480 yards...*Duke*...Credited with touchdown-resulting blocks on runs of 1 yard by

**MELVIN FOWLER** *continued*

Hill and 12 yards by Perry as the team exploded for 697 yards, including 362 on the ground...*Troy State*...Shoved linebacker Jimmy McClain to the ground on Hill's 12-yard touchdown pass to Perry and also cleared a rush lane used by Marc Riley for a 60-yard scoring scamper as the Terps gained 509 yards...*Clemson*...Blasted his way into the end zone with Riley following for a 1-yard touchdown run in the first quarter and took down linebacker Chad Carson in the third quarter to spring Riley for another 1-yard scoring jaunt as Maryland accounted for 218 yards rushing...*Florida (Orange Bowl)*...Made 7 knockdowns, upending defensive end Alex Brown with a cut block on Hill's 64-yard touchdown bomb to Jafar Williams as the team threw for 257 yards.

**2000:** All-Atlantic Coast Conference first team selection by *College Football News*, adding honorable mention from the ACC Sports Writers Association...Recipient of the Alvin L. Aubinoe Award, given to the team's "unsung hero" ...Started every game at center, leading a solid blocking effort upfront as the team ranked second in the conference by allowing only 21 quarterback sacks...Collected 97 key knockdowns for an offense that averaged 335.2 yards per game...*Temple*...Credited with the key block on LaMont Jordan's 2-yard touchdown run by leveling defensive end Raheem Brock, finishing with 9 knockdowns as the team collected 17 first downs and 254 yards...*Middle Tennessee*...Led the way on Jordan's 1-yard scoring run, delivered a crunching block at the goal line that brought down a pair of defenders...Finished with 8 knockdowns as the Terps totaled 528 yards...*Florida State*...Cut blocked defensive end Jamal Reynolds to spring Jordan for a 74-yard touchdown jaunt...*Virginia*...Blasted linebacker Byron Thweatt with a jarring forearm shot, giving QB Calvin McCall time to unleash a 61-yard scoring bomb to Matt Kalapinski as the offense gained 207 aerial yards...*Wake Forest*...Had 10 knockdowns, including a timely block in the backfield on defensive tackle Nate Bolling as McCall tossed a 10-yard touchdown to tight end Jeff Dugan and the team amassed 479 yards.

**1999:** All-Atlantic Coast Conference second team selection by SportsPage.com...Anchored the Terp offensive line, helping guide Maryland's NCAA 12th-ranked rushing offense and allowing just 11 sacks for the season...Helped protect the nation's second-ranked freshman quarterback while creating running room for the nation's fifth-rated runner, LaMont Jordan...Registered 77 key knockdowns and did not allow a quarterback sack as the team averaged 231.4 yards per game passing while the offensive line allowed a total of only 11 quarterback sacks...*Western Carolina*...Made a timely hit upfield to spring tailback LaMont Jordan for a 27-yard scoring scamper as the Terps amassed 582 yards, including 345 on the ground...*West Virginia*...Cut blocked linebacker Barrett Green on QB Calvin McCall's 8-yard scoring toss to Matt Kalapinski and also opened a hole used by Jordan for a 7-yard touchdown run as the offense generated 427 yards...*Wake Forest*...Hustled to the left side to drop a pair of defenders on a 70-yard touchdown bomb from McCall to Jordan that gave the Terps a 17-14 decision...*North Carolina*... Graded 94% and made 8 knockdowns, including key blocks on Jordan's 6 & 11-yard touchdown runs, earning ACC Lineman of the Week honors as Maryland accounted for 268 yards on the ground.

**1998:** Freshman All-America second team choice by SportsPage.com...Shifted from nose guard to center just ten days prior to the season opener, starting every game...Helped the team reduce its quarterback sack total from 56 in 1997 to 30 in 1998...Major reason the Terps were able to average 161.2 yards per game on the ground...Bothered most of the year by a left shoulder contusion that would require surgery after the season...*North Carolina State*...Leveled defensive tackle John Fisher as receiver Jason Hatala whisked around the right side en route to a 21-yard touchdown on a reverse while the offense gained 279 yards...*North Carolina*...Upended linebacker Brandon Spoon upfield to clear a path used by LaMont Jordan for a 49-yard touchdown jaunt as the Terps rushed for 190 yards...*Georgia Tech*...Shoved linebacker Chris Edwards aside as QB Randall Jones raced around the right side for a 29-yard scoring scamper.

**1997:** Redshirted as a freshman, performing as a nose guard on the scout team.

## PLAYERS

### 2002 DRAFT PICKS

#### MELVIN FOWLER *continued*

**PERSONAL:** All-county and All-Long Island selection as a defensive lineman at Half Hollow Hills (Long Island, N.Y.) High School...Chosen Long Island's top lineman in a vote of area coaches...Also a finalist for the 1996 Bob Zellner Award...Three-sport standout who also excelled in basketball and lacrosse...Active volunteer in SADD and the Special Olympics...Member of the school's Honor Roll...Communications major...One of nine children (five brothers, three sisters) of Lucinda and Melvin Fowler, Sr...Born Melvin Thaddeus Fowler, Jr. on March 31, 1979...Resides in Wheatley Heights, N.Y.

## KEVIN BENTLEY LB



#### HEIGHT

6-0

#### WEIGHT

243

#### BIRTHDATE

Dec. 29, 1979

#### ACQUIRED

D (4a) - '02

#### COLLEGE

Northwestern

#### YEAR W/ BROWNS

R

#### YEAR IN NFL

R

# 59

**CAREER TRANSACTIONS:** Selected by the Cleveland Browns in the fourth round, 101st overall, in the 2002 NFL Draft.

**COLLEGE HIGHLIGHTS:** Three-year starter who recorded 390 tackles (151 solos) with 6 sacks and 33 stops for losses of 133 yards during his career at Northwestern...Started 33-of-45 career games.

**2001:** All-Big Ten Conference second team selection...Manned the strongside outside linebacker position...Led the team with 147 tackles (82 solos)...Had a 6-yard sack and 12 stops for losses of 33 yards...Recovered 3 fumbles for 45 yards in returns and caused another...Deflected 2 passes and had a quarterback pressure...*Nevada-Las Vegas*...Registered 16 tackles with a stop for a 4-yard loss and advanced a fumble recovery 45 yards...*Duke*...Followed with an 11-tackle (9 solos) performance...*Michigan State*...Had 16 tackles with a 6-yard sack and 3 stops for losses of 13 yards...*Ohio State*...Added 12 tackles (8 solos)...*Penn State*...Registered a pair of stops behind the line of scrimmage and 13 tackles (8 solos)...*Purdue*...Had another 13 tackles (8 solos) and recovered a fumble...*Indiana*...Made a stop behind the line of scrimmage and 9 tackles...*Iowa*...Posted 15 tackles (9 solos), including 1 for a loss...*Bowling Green*...Credited with a season-high 20 tackles (13 solos), 2 stops for minus 6 yards, a forced fumble and a pass deflection...*Illinois*...Closed out his career with 15 tackles, a fumble recovery, a pass break-up and a stop for a 3-yard loss.

**2000:** All-Big Ten Conference honorable mention...Started every game, except vs. Illinois...Made 86 tackles (53 solos) with 3 sacks for minus 21 yards and 11 stops for losses of 56 yards...Deflected 3 passes and caused 2 fumbles...*Northern Illinois*...Opened the season with 6 tackles and a fumble recovery...*Duke*...Registered 10 tackles (7 solos) with a pair of sacks...*Texas Christian*...Followed with another 10 tackles (7 solos)...*Wisconsin*...Made 13 hits (10 solos) and returned a fumble recovery 50 yards for a touchdown...*Michigan State*...Had 2 stops for losses and 8 tackles...*Indiana*...Posted 12 tackles (8 solos) with a sack...*Purdue*...Credited with a 13-tackle performance...*Minnesota*...Suffered an ankle sprain...*Iowa*...Missed most of the game with a knee sprain...*Nebraska (Alamo Bowl)*...Posted 8 tackles (5 solos), including 1 for a loss.

**1999:** Second team All-Big Ten Conference choice...Started every game, recording a career-high 148 tackles (91 solos) with 2 sacks for minus 20 yards and 10 stops for losses of 39 yards...Intercepted 2 passes for 40 yards in returns and deflected 3 others...Caused 2 fumbles and recovered another...*Miami*

**KEVIN BENTLEY** *continued*

Ohio...Caused a fumble and posted 14 hits (7 solos)...Texas Christian...Deflected a pass and made 13 tackles (8 solos)...Purdue...Returned an interception 40 yards for a touchdown...Indiana...Had a career-high 25 tackles (21 solos) and a stop behind the line of scrimmage...Wisconsin...Batted away a pass, recovered a fumble and made 16 tackles (13 solos) with a stop for a 3-yard loss...Michigan...Followed with a 15-tackle performance...Illinois...Closed out the season with a sack and 18 tackles (9 solos).

**1998:** Played mostly on special teams, recording 9 tackles (5 solos) with a stop for a 5-yard loss and a pass deflection.

**PERSONAL:** Named *SuperPrep* Top 100 in the Far West region at Montclair (Calif.) High School...*Los Angeles Times* All-Valley selection and team captain his last two seasons...In his junior and senior years, he recorded 220 tackles, 6 fumble recoveries and 1 interception as a linebacker...As a fullback, he rushed for 1,000 yards, scored 22 touchdowns and caught 40 balls for 600 yards and 10 touchdowns...Montclair Prep advanced to the state playoffs each of those two seasons...Was a two-sport letter winner in football and basketball... Member of the 10th and 11th grade honor society...Scholar-Athlete of the Year... Communication studies major...Son of Sylvia Bentley...Born Kevin Kinte Bentley on Dec. 29, 1979...Resides in Northridge, Calif.

**BENTLEY'S DEFENSIVE STATISTICS**

Year	TACKLES			Sacks	Int's	Passes	Fumbles	Tackles
	Total	Solo	Asst.	No. Yds.	No. Yds.	Def.	Rec./For.	For Loss
1998	9	5	4	0/0	0/0	1	0/0	1/5
1999	148	91	57	2/20	2/40	3	1/2	10/39
2000	86	53	33	3/21	1/19	3	0/2	11/56
2001	147	82	65	1/6	0/0	2	3/1	12/33
Career	390	151	159	6/47	3/59	9	4/5	33/133

**BEN TAYLOR LB**

**YEAR W/ BROWNS**

R

**HEIGHT**

6-2

**YEAR IN NFL**

R

**WEIGHT**

240

**BIRTHDATE**

Aug. 31, 1978

**ACQUIRED**

D (4b) - '02

**COLLEGE**

Virginia Tech



**58**

**CAREER TRANSACTIONS:** Selected by the Cleveland Browns in the fourth round, 111th overall, in the 2002 NFL Draft.

**COLLEGE HIGHLIGHTS:** Three-year starter who has performed as an inside and outside linebacker and strong safety during his time at Virginia Tech...The two-time Butkus Award semifinalist was the unquestioned leader of Tech's heralded defense...He twice led the team in tackles, finishing his career with 318 tackles (178 solos), 7 sacks for minus 55 yards and 32 stops for losses of 107 yards in 44 games...Started 33 of 44 games during career.

**2001:** Second team All-America selection by *Football News*...All-Big East Conference first team pick...Semifinalist for the Butkus Award, given to the nation's top linebacker...Finalist for the Dudley Award, given to the top player in the state of Virginia...Started every game at weakside inside linebacker...Led

## PLAYERS

### 2002 DRAFT PICKS

#### BEN TAYLOR *continued*

the team with a career-high 121 tackles (67 solos), including 4.5 sacks for minus 34 yards and 18 stops for losses of 56 yards...Intercepted a pass and deflected 2 others...Recovered 2 fumbles and caused another...Credited with 13 quarterback pressures...*Preseason*...Did not participate in spring drills due to an ankle injury...*Connecticut*...Opened the season with 6 pressures, 2 stops for losses of 5 yards and 7 tackles (4 solos)...*Western Michigan*...Added 11 tackles, a stop behind the line of scrimmage, a pressure and a pass deflection...*Rutgers*...Totaled 10 tackles with a 6-yard sack and 2 stops for minus 10 yards...*Central Florida*...Deflected a pass and intercepted another...*West Virginia*...Assisted on a sack, made 4 stops for losses of 5 yards with a pair of pressures and posted 11 tackles (7 solos)...*Boston College*...Delivered 10 tackles (7 solos) with a stop for a 1-yard loss...*Syracuse*...Stopped tailback James Mungro for a 3-yard loss (first time the Orange runner was stopped behind the line of scrimmage in 112 carries) and registered 12 tackles...*Pittsburgh*...Had an 11-yard sack, 4 stops behind the line of scrimmage and 17 tackles (10 solos)...*Temple*...Was in on 9 hits (6 solos) and a 9-yard sack...Added a pressure...*Virginia*...Caused a fumble on a 6-yard sack and had a season-high 18 tackles (9 solos) with a pressure...*Miami*...Credited with a 12-tackle performance...*Florida State (Gator Bowl)*...Closed out his career with 5 tackles (3 solos).

**2000:** *Associated Press* All America third team selection...All-Big East Conference first team choice...Started every game at weakside inside linebacker...Also appeared in 100 plays with the special teams units...Called upon to punt 3 times for 101 yards (33.7 avg.)...Led the team with 103 tackles (59 solos), including 1.5 sacks for minus 13 yards and 7 stops for losses of 25 yards...Intercepted 2 passes for 42 yards in returns and had 5 pass deflections...Credited with 9 quarterback pressures... *Preseason*...Missed part of spring drills with a cervical neck strain...Sat out a few days of fall drills with a right quadriceps muscle contusion...*Akron*...Opened the season with 8 tackles (6 solos), an assisted sack for minus 3 yards and a pressure...*East Carolina*...Registered 18 tackles (11 solos) with 2 pressures...*Rutgers*...Posted 4 hits and picked off a pass...*Boston College*...Made 6 tackles, despite missing most of the practices before the game with ankle and knee injuries...*Temple*...Added 7 tackles and a pressure...*West Virginia*...Deflected a pass and made 12 tackles with a stop behind the line of scrimmage before leaving the game with a right hamstring strain...*Syracuse*...Followed with 15 tackles (9 solos) and stopped tailback Dee Brown twice behind the line of scrimmage...*Pittsburgh*...Brought down tailback Kevan Barlow for a 1-yard loss, delivered 7 tackles and had a pass deflection and a pressure...*Miami*...Despite re-injuring his ankle, he delivered 13 tackles (10 solos) and stopped tailback James Jackson for a 7-yard loss...*Central Florida*...Caused a fumble that was returned for a touchdown, set up another score with a 42-yard interception return and came up with 7 tackles, including a 10-yard sack...*Virginia*...Credited with a 6-tackle (5 solos) effort...*Clemson (Gator Bowl)*...Had 7 tackles and 1 sack.

**1999:** Recipient of the George Preas Award, given to the team's Most Valuable Defensive Player...Started every game at weakside outside linebacker, finishing third on the team with 71 tackles (37 solos), including an 8-yard sack and 5 stops for losses of 17 yards...Deflected 6 passes and had 4 quarterback pressures...*James Madison*...In his first career start, he responded with 8 tackles...*Clemson*...Made 6 hits (4 solos) and a pressure...*Virginia*...Added a pressure, a pass break-up and 10 tackles...*Pittsburgh*...Posted 9 tackles (7 solos), including a stop for a 2-yard loss...*West Virginia*...Totaled 7 tackles, including one behind the line of scrimmage...*Miami*...Sacked QB Ken Dorsey for an 8-yard loss and delivered 6 tackles (4 solos)...*Temple*...Was in on 9 tackles (5 solos) with 2 stops for minus 4 yards, a pass deflection and a pressure...*Boston College*...Followed with 6 tackles (4 solos) and a pass deflection...*Florida State (Sugar Bowl)*...Credited with a 7-tackle performance.

**1998:** Reserve linebacker, recording 23 tackles (15 solos) with a stop for a 1-yard loss...*East Carolina*...Made 4 stops, including 1 behind the line of scrimmage...*Pittsburgh*...Suffered a nasal fracture in practice prior to the game...*Clemson*...Added 5 tackles and a pressure...*Alabama (Music City Bowl)*...Posted a solo tackle.



**BEN TAYLOR** *continued*

**1997:** Did not enroll at Virginia Tech until January 1998...Spent the season recovering from shoulder surgery following his high school senior campaign.

**PERSONAL:** One of six finalists for "Mr. Football" honors in Ohio, Named first team All-Ohio in Division 4, two-time all-district and all-conference pick at Bellaire (Ohio) High School...Saw action as a free safety, outside linebacker, flanker, quarterback and punter during his career...Named Eastern District Defensive Player of the Year in 1996...Made honorable mention All-USA team named by *USA Today*... Helped team win three district titles, two regional championships and appear in the state championship game twice on the way to a 35-3 record... Caught 59 passes for 817 yards and 8 touchdowns his senior season...Also registered 192 tackles and 4 interceptions...Also had 9 catches for 90 yards in that game...Had 70 receptions as a junior for 824 yards...Intercepted 7 passes that season and finished with 85 tackles...Career totals include 348 tackles, 12 interceptions and 130 receptions for 1679 yards...Made 12 career touchdown receptions and grabbed 11 two-point conversion passes...Set school records for pass receptions in a game (14), season (70) and career (130)...Interdisciplinary studies major, with a minor in liberal arts...Son of Jennifer and Ben Taylor...Born Benjamin Frazier Taylor, Jr., on Aug. 31, 1978 in Bellaire, Ohio.

**TAYLOR'S DEFENSIVE STATISTICS**

Year	TACKLES			Sacks No. Yds.	Int's No. Yds.	Passes Def.	Fumbles Rec./For.	Tackles For Loss
	Total	Solo	Asst.					
1998	23	15	8	0/0	0/0	2	0/0	1/1
1999	71	37	34	1/8	0/0	6	0/0	5/17
2000	103	59	44	1.5/13	2/42	5	0/1	7/25
2001	121	67	54	4.5/34	1/0	2	2/1	18/56
Career	318	178	140	7/55	3/42	15	2/2	32/107

**DARNELL SANDERS TE**

**YEAR W/ BROWNS**

R

**YEAR IN NFL**

R

**49**

**HEIGHT**

6-6

**WEIGHT**

267

**BIRTHDATE**

March 16, 1979

**ACQUIRED**

D (4c) - '02

**COLLEGE**

Ohio State



**CAREER TRANSACTIONS:** Selected by the Cleveland Browns in the fourth round, 122nd overall, in the 2002 NFL Draft.

**COLLEGE HIGHLIGHTS:** Starter at tight end for the Ohio State Buckeyes and one of the top players in the Big Ten...Started for the first time in 2000 and wound up as team's second leading receiver... Became Ohio State's "money receiver" down the stretch, repeatedly making clutch catches in pressure situations...In 36 games (23 starts), he caught 42 passes for 474 yards (11.3 avg.) and 9 touchdowns.

**2001:** All-Big Ten Conference second team selection by The NFL Draft Report...Started every game, coming up with 18 receptions for 197 yards (10.9 avg.) and 3 touchdowns...Had 56 key knockdowns to help a rushing attack that averaged 179.8 yards per game...Akron...Opened the season with a 27-yard reception and cleared a rush lane for tailback Jonathan Wells' 1-yard touchdown run...San Diego State...Hauled in 4 passes for 39 yards and made a key block as QB Steve Bellisari skipped around the

## PLAYERS

### 2002 DRAFT PICKS

#### DARNELL SANDERS *continued*

right corner for a 4-yard scoring run...*Minnesota*...Earned team Lineman of the Week honors as he posted 10 knockdowns, including 1 that took down defensive end Greg White on Bellisari's 36-yard touchdown pass to Chris Vance...Also made 2 catches for 18 yards and a 14-yard score...*Michigan*...Gained 38 yards on 3 catches and opened a hole used by Wells for an 11-yard touchdown run...*South Carolina (Outback Bowl)*...Closed out his career with touchdown catches of 16 and 9 yards, as he totaled 56 yards on 5 receptions.

**2000:** Started every game, except vs. Purdue...Finished with a career-high 23 catches for 270 yards (11.7 avg.) and 5 touchdowns...*Penn State*...Made 2 catches for 28 yards and an 18-yard touchdown...*Wisconsin*...Followed with a 20-yard scoring grab...*Minnesota*...Gained 33 yards on 2 catches, including a 4-yard touchdown...*Illinois*...Earned Lineman of the Game honors as he caught 3 passes for 25 yards with scores of 1 and 7 yards...*Michigan*...Snatched 2 passes for 19 yards...*South Carolina (Outback Bowl)*...Hauled in 5 passes for 47 yards.

**1999:** Played in every game as a reserve tight end...His only reception was a 7-yard touchdown on a halfback option thrown by Michael Wiley in the Purdue contest.


**1998:** Enrolled in the winter and took part in spring drills...Was redshirted in the fall.

**PERSONAL:** Played quarterback and strong safety, throwing for more than 800 yards as he rushed for 1,400 yards and intercepted 8 passes during his senior year at Warrensville Heights (Ohio) High School...Was also a baseball standout in high school and was drafted by the Cleveland Indians in 1997 as a first baseman...Earned All-America honors that year...Played in the Ohio-Pennsylvania Big 33 All-Star Game...Sociology major...Son of Donna and Larry Sanders...Enjoys playing basketball in his spare time...Born March 16, 1979...Resides in Warrensville Heights, Ohio.

#### SANDERS' OFFENSIVE STATISTICS

Date	Yds.	RECEIVING		
		Avg.	Long	TD
1999	7	7.0	7	1
2000	270	11.7	29	5
2001	197	10.9	27	3
Career	474	11.3	29	9

## ANDRA DAVIS LB



#### HEIGHT

6-1

#### WEIGHT

244

#### BIRTHDATE

Dec. 23, 1978

#### ACQUIRED

D (5) - '02

#### COLLEGE

Florida

#### YEAR W/ BROWNS

R

#### YEAR IN NFL

R

# 54

**CAREER TRANSACTIONS:** Selected by the Cleveland Browns in the fifth round, 141st overall, in the 2002 NFL Draft.

**COLLEGE HIGHLIGHTS:** A redshirt senior who returned to action in 2001 after suffering a knee injury in the 2000 season opener...The co-recipient of the defensive unit's most inspirational player award in the spring of 2001, he started 23 of the 35 games he played in for the Gators...Finished with 232 tack-

**ANDRA DAVIS** *continued*

les (154 solos), 5 sacks for minus 39 yards and 24 stops for losses of 83 yards...He also caused 4 fumbles and recovered 3 others.

**2001:** *Associated Press* and *Football News* All-Southeastern Conference first team selection...Semifinalist for the Butkus Award, given to the nation's top linebacker...Added second team All-America honors from *The Sporting News*...Started every game at middle linebacker, leading the team with 107 tackles (68 solos)...Had 2 sacks for minus 14 yards and 10 stops for losses of 35 yards...Caused a fumble and recovered 2 fumbles...Also had 1 interception...*Marshall*...Sacked QB Byron Leftwich 2 times for minus 14 yards, added another stop for a 2-yard loss and posted 5 solo tackles in the season opener...*Kentucky*...Had a pair of stops behind the line of scrimmage and 7 tackles (6 solos)...*Mississippi State*...Registered 12 tackles (6 solos) with a stop for a 3-yard loss and a fumble recovery...*Louisiana State*...Was in on 8 tackles, including 1 for a 3-yard loss and added a solo tackle on special teams...*Auburn*...Posted 10 hits (6 solos) on defense and a solo stop on special teams...*Georgia*...Followed with 15 tackles (9 solos), a stop for a 2-yard loss, a pressure and a fumble recovery...Also made a solo tackle on special teams...*Vanderbilt*...Delivered 7 tackles with a 25-yard interception return for a touchdown and a forced fumble...*South Carolina*...Was in on a season-high 16 tackles (9 solos) with a stop for a 2-yard loss and a pressure...*Florida State*...Added 10 hits, including one for a 4-yard loss...*Tennessee*...Credited with 13 tackles (10 solos)...*Maryland (Orange Bowl)*...Closed out his career with a 4-yard interception return and 3 tackles (2 solos).

**2000:** Entered the season as the squad's most experienced inside linebacker, but suffered a knee injury in the season opener and missed the rest of the season...*Preseason*...Suffered an ankle sprain midway during spring drills and missed the final two weeks of practice...*Ball State*...Made 5 tackles (4 solos) on 37 plays before suffering a knee injury that would force him to miss the rest of the season.

**1999:** Florida's starter at middle linebacker and also saw duty on special teams...Played in all 12 games with 11 starts (all but Auburn) for 799 plays...Also started Citrus Bowl...Named Florida's Outstanding Linebacker...Recorded 109 tackles (74 solos) with 3 sacks for minus 25 yards and 12 stops for losses of 45 yards...Had 4 quarterback pressures and 6 pass deflections...Added 2 forced fumbles and posted 8 more tackles (4 solos) on special teams...*Western Michigan*...Began the season with 11 tackles (7 solos), a 7-yard sack, a pass deflection and 2 stops behind the line of scrimmage...*Central Florida*... Came up with 8 tackles, including a pair of stops for losses, a forced fumble, a pass break-up and a solo tackle on special teams...*Kentucky*...Registered 12 tackles as he caused a fumble which he recovered...*Alabama*...Followed with a season-high 15 tackles (8 solos)...*Louisiana State*...Made 2 stops on special teams and 6 tackles, including 1 for a loss and a pair of pressures on defense...*Auburn*...Had two sacks for minus 18 yards and 6 hits...*Georgia*...Was in on 11 tackles, a stop for a 1-yard loss and made 2 hits on special teams...*Vanderbilt*...Collected 10 tackles and batted away 2 passes...*South Carolina*...Came up with 12 tackles (10 solos) and a pressure...*Alabama (SEC Championship)*...Had 9 tackles (6 solos) with 2 stops for minus 12 yards...*Michigan State (Citrus Bowl)*...Posted 7 hits.

**1998:** Saw action in each of Florida's 11 regular-season games for 301 plays...Made 11 tackles (8 solos) with 2 stops for losses of 3 yards on defense and was in on 9 tackles for the special teams unit...*Georgia*...Caused a fumble...*Vanderbilt*...Had 5 tackles with a stop for a loss...*South Carolina*...Added a stop for minus 2 yards and 4 tackles.

**1997:** Did not see any game action and was redshirted...Worked with the scout team as a linebacker and also with the running backs due to injuries at that position.

**PERSONAL:** An outstanding linebacker and fullback for Suwanee (Live Oak, Fla.) High School, who garnered All-America recognition as a linebacker...Received *Super Prep* All-America honors and was ranked among the nation's top 15 linebackers by that publication...Ranked among the top 12 players overall in the state of Florida by that publication and among the top 10 linebackers in the SEC region

# PLAYERS

## 2002 DRAFT PICKS

### ANDRA DAVIS *continued*

by *Prep Star*...A three-year starter...Second team all-state (4A) in 1995 and first team in 1996...Due to injury, he played in just seven games in 1996 but registered 105 total tackles with 7 sacks and rushed for 751 yards as a fullback with 4 touchdowns...Was team captain for both his football and basketball teams...Recreation program delivery major at Florida...Volunteers as the youth director at his church school...Son of Vernon Keith Davis and Kaffa Virginia Owens...Born Andra (pronounced on-DRAY) Raynard Davis on Dec. 23, 1978 in Live Oak, Fla.

### DAVIS' DEFENSIVE STATISTICS

Year	TACKLES			Sacks No/Yds	Int's No/Yds	Passes Def.	Fumbles Rec./For.	Tackles For Loss
	Total	Solo	Asst.					
1998	11	8	3	0/0	0/0	0	0/1	2/3
1999	109	74	35	3/25	0/0	6	1/2	12/45
2000	5	4	1	0/0	0/0	0	0/0	0/0
2001	107	68	39	2/14	1/25	0	2/1	10/35
Career	232	154	78	5/39	1/25	6	3/4	24/83

## JOAQUIN GONZALEZ OL



#### HEIGHT

6-3

#### WEIGHT

302

#### BIRTHDATE

Sept. 7, 1979

#### ACQUIRED

D (7) - '02

#### COLLEGE

Miami (Fla.)

#### YEAR W/ BROWNS

R

#### YEAR IN NFL

R

# 68

**CAREER TRANSACTIONS:** Selected by the Cleveland Browns in the seventh round, 227th overall, in the 2002 NFL Draft.

**COLLEGE HIGHLIGHTS:** An outstanding scholar-athlete who was a mainstay on Miami's offensive line for four seasons...Set a Miami record for career starts with his 49th start in the Rose Bowl against Nebraska...2001 recipient of the HealthSouth Draddy Award, known as the "Academic Heisman," the ultimate honor a college football scholar-athlete can achieve, that provides the winner with a \$25,000 scholarship towards postgraduate study...Dean's list member and a three-time Arthur Ashe Jr. Sports Scholar Team member, Gonzalez was a three-time Big East Academic All-Conference selection and was an Iron Arrow inductee in 2000 (the highest academic honor bestowed to any UM student or staff member)...Received a bachelor's degree in business administration in May 2001...Big East Rookie of the Year in 1998 - the first recipient of the award to earn All-Conference Academic honors in the same season...Allowed only 2 quarterback sacks in his career.

**2001:** First team All-America selection by *CNN/Sports Illustrated* and the Football Writers Association, adding second team honors from *The Sporting News*, ABC Sports Online and Sportsline.com and third team accolades from *Football News* and the National Sports Bureau...All-Big East Conference first team choice by the league's coaches...Paced a Miami offense that was the nation's most balanced, averaging 454.8 yards per game (eighth in the nation) and 43.2 points per game (third nationally)...Keyed an offense that averaged 5.3 yards per rushing attempt and scored 25 rushing touchdowns in the regular season...Earned Offensive MVP honors by the coaching staff four times during the season for his performances against Penn State, West Virginia, Washington and Virginia Tech...Mainstay of an

**JOAQUIN GONZALEZ** *continued*

offensive line that allowed just 3 quarterback sacks in the regular season...Finalist for Sporting News Radio's Socrates Award, an honor recognition outstanding academic and athletic performance and superior community service...*Penn State*...Teamed with right guard Martin Bibla to neutralize the blitz on QB Ken Dorsey's 28-yard touchdown toss to fullback Najeh Davenport as the offense gained 602 yards...*Troy State*...Ran over linebacker Jimmy McLain on tailback Jaret Payton's 2-yard touchdown run as the team piled up 428 yards...*West Virginia*...Had a season-high 18 knockdowns, including a cut block on defensive end Antwan Lake to spring tailback Frank Gore for a 45-yard touchdown jaunt and also joined Bibla in opening a rush lane for Clinton Portis' 4-yard scoring run as Miami totaled 436 yards...*Washington*...Leveled defensive tackle Larry Tripplett on Dorsey's 15-yard touchdown toss to Davenport, finishing with 12 knockdowns as the team amassed 413 yards...*Virginia Tech*...His cut block on defensive tackle David Pugh cleared an inside hole used by Portis for a 30-yard touchdown run as the offense totaled 413 yards...*Nebraska (Rose Bowl)*...Introduced linebacker Scott Shanle to the ground with a roll block on a 39-yard scoring scamper by Portis as the Hurricanes won the national title with a 37-14 triumph.

**2000:** Solidified his status as one of college football's outstanding linemen by earning first team All-America honors from the Football Writers Association of America (FWAA) and second team accolades by *College Football News*...Played a key role in the rise of Miami's offensive line into a team strength and one of college football's premier units...Helped lead the Miami offense to one of the most successful seasons ever as the Hurricanes led the Big East in scoring (42.6 ppg.), pass efficiency (152.8 rating) and total offense (460.8 ypg)...Major force in an offensive line that permitted just 3 sacks in a whopping 340 pass attempts during the regular season...Exhibited dramatic improvement as a run blocker, assisting a Miami running game that averaged 194.8 yards per game after a slow start...Helped Hurricanes running back James Jackson become only the fourth running back in UM history to rush for 1,000 yards in a season (1,006)...Earned Big East Academic All-Star status for the third consecutive season...Graded 84% for blocking consistency and made 100 knockdowns from his right tackle position...*Washington*...Cleared a rush lane used by tailback James Jackson for an 8-yard touch-down run as the team totaled 373 yards...*West Virginia*...Had a season-high 16 knockdowns, opening a hole used by Clinton Portis for a 17-yard scoring run as the Hurricanes gained 387 yards...*Virginia Tech*...Graded a season-high 91% as he made 11 knockdowns, including one that dropped defensive tackle Chad Beasley on an 80-yard touchdown bomb from Dorsey to Santana Moss as the offense collected 466 yards.

**1999:** Started every game at right tackle...Big East Academic All-Star and candidate for GTE Academic All-America honors...Gave up just 1 sack all season and recorded numerous "Metroraills" (blocks sustained for more than five seconds), along with a team-high 107 knockdowns...Led the way as the Hurricanes averaged 404.4 yards per game...*Ohio State*...Began the season in explosive fashion as he leveled defensive end James Cotton as QB Kenny Kelly skipped around the left side for a 7-yard touchdown run...*Boston College*...Collected 12 knockdowns, including one that upended defensive tackle Chris Hovan on Kelly's 32-yard scoring toss to tailback James Jackson as the Hurricanes delivered 396 yards...*Rutgers*...Had a season-high 15 knockdowns, making a key block upfield that brought down linebacker Wayne Hampton on a 16-yard touchdown jaunt by Jarrett Payton as Miami amassed 450 yards...*Georgia Tech (Gator Bowl)*...Helped seal Miami's 28-13 victory by cut blocking linebacker Chris Edwards on a 17-yard scoring strike from Ken Dorsey to Reggie Wayne as Miami piled up 447 yards.

**1998:** Freshman All-America pick by *The Sporting News*...Named Big East Conference Rookie of the Year, becoming the first offensive lineman in league history to win the honor...Was just the third freshman in the 1990s to start along UM's offensive front, joining former All-Americans K.C. Jones and Richard Mercier...Also made the Big East All-Academic team, the first freshman to ever earn that honor...Helped the Hurricane offense that went from averaging 30.6 points and 395.1 yards total offense per game in 1997 to averaging 36.5 points and 451.5 yards total offense per contest in '98...*East Tennessee State*...Teamed with Martin Bibla in the season-opener to become the first pair of freshmen to start along the Hurricane offensive line in 20 seasons...In his first action, he wasted no time in helping the ground game

## PLAYERS


### 2002 DRAFT PICKS

#### JOAQUIN GONZALEZ *continued*

find its way into the end zone, clearing paths for touchdown runs of 1 and 31 yards by James Jackson in the second quarter as Miami gained 314 yards on the ground...*West Virginia*...Shoved linebacker Barrett Green to the ground on a 3-yard scoring lob from QB Scott Covington to Daryl Jones with 1:37 remaining that gave the Hurricanes a 34-31 decision...*North Carolina State (Micron.PC Bowl)*... Cleared a huge hole for a 2-yard touchdown run by James and later made another timely block to spring Jackson for a 13-yard scoring scamper as Miami amassed a school bowl record 594 yards.

**1997:** Spent the season as a member of the Hurricane scout team after joining the team as a walk-on...Awarded a football scholarship in August 1998.

**PERSONAL:** Attended Columbus (Miami, Fla.) High School...Played both offensive and defensive tackle...Team captain and honorable mention All-Dade choice as a senior...Offensive line MVP...Named Columbus' Student Athlete of the Year following his senior year...Recorded 46 tackles including 2 sacks, 3 forced fumbles and 1 fumble recovery at defensive tackle as a senior...Also lettered in track where he recorded personal bests of 149-0 in the discus and 47-0 in the shot put...Named National Young Leader and given the President's Education Award as a senior...Received a bachelor's degree in business administration in May 2001...Currently an MBA candidate in Miami's Graduate School of Business... 2001 recipient of the HealthSouth Draddy Award, known as the "Academic Heisman," the ultimate honor a college football scholar-athlete can achieve, that provides the winner with a \$25,000 scholarship towards post-graduate study...Dean's 1st member who is a three-time Arthur Ashe Jr. Sports Scholar Team member, Gonzalez is a three-time Big East Academic All-Conference selection and was an Iron Arrow inductee in 2000 (the highest academic honor bestowed to any UM student or staff member)...Son of Maria and Joaquin Gonzalez...Born Joaquin Antonio Gonzalez on Sept. 7, 1979...Resides in Miami, Fla.



This victory dance  
brought to you by the  
Cleveland Browns  
Foundation.

*We support programs that help disadvantaged youth find their stride. Programs in arts and education, health and careers. To find out how you can help our children accomplish great things, call 440.891.5063.*



## DIMITRIUS BREEDLOVE WR

YEAR W/ BROWNS

R

YEAR IN NFL

R

18

HEIGHT

6-4

WEIGHT

210

BIRTHDATE

June 9, 1978

ACQUIRED

FA - '02

COLLEGE

Evangel



**CAREER TRANSACTIONS:** Signed as an undrafted free agent by the Cleveland Browns on April 26, 2002.

**COLLEGE HIGHLIGHTS:** Was a first team NAIA All-America selection during his senior season, as he caught 53 passes for a school-record 1,119 yards and tied the school record with 13 touchdowns...Was also named *Football Gazette* NAIA Wide Receiver of the Year...Was the Heart of America Conference Offensive Player of the Year during his senior campaign...Born June 9, 1978 in Apopka, Fla.

## KONRAD DEAN OL

YEAR W/ BROWNS

R

YEAR IN NFL

R

70

HEIGHT

6-4

WEIGHT

303

BIRTHDATE

June 6, 1979

ACQUIRED

FA - '02

COLLEGE

Akron



**CAREER TRANSACTIONS:** Signed as an undrafted free agent by the Cleveland Browns on April 26, 2002.

**COLLEGE:** Started in all 11 games for the Zips as a senior...Was a first team All-Mid-American Conference selection and was named to the Rotary Lombardi and Outland Trophy "Watch List"... Named second team All-Mid-American Conference in 2000...Part of an offensive line that helped the Zips tally a school-record 333 points in 2000...Offensive line only gave up 11 sacks in 11 games during his junior season...Was a two-year starter at Akron after transferring from Temple after the 1998 season...Made 18 starts in two seasons at Temple before his transfer.

**PERSONAL:** Born June 6, 1979 in Jackson, N.J...Was a first team all-conference and All-Ocean County selection following his senior season at Jackson Memorial (N.J.) High School...Was also invited to play in the New Jersey state all-star game...Was a New Jersey state power lifting champion for his age and weight division six times...Majored in business and organizational communication at Akron.

FRISMAN JACKSON WR



HEIGHT

6-3

WEIGHT

205

BIRTHDATE

June 12, 1979

ACQUIRED

FA - '02

COLLEGE

Western Illinois

YEAR W/ BROWNS

R

YEAR IN NFL

R

15

**CAREER TRANSACTIONS:** Signed as an undrafted free agent by the Cleveland Browns on April 26, 2002.

**COLLEGE:** Set a school record with his 14-catch, 286-yard performance against Indiana State during the 2001 season...Had 55 receptions for 1,041 yards and 7 touchdowns...His 1,041 yards made him only the second player in school history to eclipse the 1,000-yard mark in a season...Had four games over 100 yards receiving and two games of over 200 yards...Prior to his 286-yard performance, he tallied a 266-yard outing earlier in the season...Also helped the team average 285.5 passing yards a game, which was the best in school history...Born June 12, 1979 in Chicago, Ill.

MICHAEL JOSIAH DE



HEIGHT

6-4

WEIGHT

255

BIRTHDATE

Aug. 13, 1979

ACQUIRED

FA - '02

COLLEGE

Louisville

YEAR W/ BROWNS

R

YEAR IN NFL

R

71

**CAREER TRANSACTIONS:** Signed as an undrafted free agent by the Cleveland Browns on April 26, 2002.

**COLLEGE:** Holds school record for career sacks (31) and tackles for loss (43)...Was first team All-Conference in 2000 after leading the conference in sacks with 13...Recorded 24 sacks over his last two seasons at Louisville...In 2000, he tied a school single-game record by recording 4 sacks against Grambling...Recorded 7 sacks as a sophomore...Tied for third in Conference USA with 7 sacks during his freshman season...Was a second team freshman All-America selection in 1999.

**PERSONAL:** Was a two-year letter winner at Hoover (Ala.) High School...Only played two years of prep football before attending Louisville...Registered 10 sacks during his senior season at Hoover...He and his family spent six years in Kenya, and he was a member of Kenya's under-18 national rugby team which finished second in the African Championships...Born Aug. 13, 1979 in Wilsonville, Ala.



## BEN MILLER HB

YEAR W/ BROWNS

R

YEAR IN NFL

R

# 40

HEIGHT

6-3

WEIGHT

250

BIRTHDATE

Aug. 18, 1979

ACQUIRED

FA - '02

COLLEGE

Air Force



**CAREER TRANSACTIONS:** Signed as an undrafted free agent by the Cleveland Browns on April 26, 2002.

**COLLEGE:** Expected to move to H-Back with the Browns after seeing all of his college action on the offensive line...Started every game at left tackle for Air Force over the last two seasons...Recorded over 150 knockdowns in each of his last two seasons...Set a career-high with 158 knockdowns as a senior...Had a career-high 33 knockdowns against Navy in the fourth game of the 2001 season...In 2000, he led the team in knockdowns in five contests.

**PERSONAL:** Was a three-time letterman at Lutheran West (Rocky River, Ohio) High School...Also received all-conference and all-Ohio honors during his senior season...Was named as the scholar-athlete of the year during his senior of high school...Miller's father is the head athletic trainer at Baldwin-Wallace College in Berea, and his brother is a policeman in Cleveland...Born Aug. 18, 1979 in Columbia Station, Ohio.

## QASIM MITCHELL OL

YEAR W/ BROWNS

R

YEAR IN NFL

R

# 61

HEIGHT

6-6

WEIGHT

335

BIRTHDATE

Dec. 3, 1979

ACQUIRED

FA - '02

COLLEGE

North Carolina A&T



**CAREER TRANSACTIONS:** Signed as an undrafted free agent by the Cleveland Browns on April 26, 2002.

**COLLEGE:** Started in all 35 contests on the offensive line during his three seasons as an Aggie...In 2001, he recorded 62 pancake knockdowns and graded out at 79 percent...Was named to the All-Mid-Eastern Athletic Conference first team following his senior season...Was also selected as the conference's Lineman of the Year...A Sheridan Broadcasting Network Black College All-American selection as a senior...Born Dec. 3, 1979 in Jacksonville, N.C.

## KALVIN PEARSON DB



HEIGHT  
5-10  
WEIGHT  
190  
BIRTHDATE  
Oct. 22, 1978  
ACQUIRED  
FA - '02  
COLLEGE  
Grambling


YEAR W/ BROWNS  
R  
YEAR IN NFL  
R

43

**CAREER TRANSACTIONS:** Signed as an undrafted free agent by the Cleveland Browns on April 26, 2002.

**COLLEGE:** Was named Southwestern Athletic Conference Player of the Week after recording 18 tackles (13 solos), 2 sacks, 1 forced fumble and 1 pass broken up against Jackson State during the 2001 season...Had 74 tackles (48 solos), 10 tackles for loss, 4 sacks, 1 interception and 3 forced fumbles during his senior season...Recorded 9 career interceptions...Transferred to Grambling after the 1997 season from Morehouse College...Is the cousin of former Browns cornerback Antonio Langham...Born Oct. 22, 1978 in Town Creek, Ala.

## CALVIN SPEARS DB



HEIGHT  
6-0  
WEIGHT  
195  
BIRTHDATE  
Aug. 8, 1980  
ACQUIRED  
FA - '02  
COLLEGE  
Grambling

YEAR W/ BROWNS  
R  
YEAR IN NFL  
R

39

**CAREER TRANSACTIONS:** Signed as an undrafted free agent by the Cleveland Browns on June 10, 2002.

**COLLEGE:** Four-time All-Southwestern Athletic Conference selection and started every game during his collegiate career at Grambling with 188 tackles (137 solos), 16 interceptions, 44 passes defended, 2 forced fumbles and 3 fumbles recovered...During his senior season, totaled 51 tackles, 2 interceptions and 13 passes defended and was also named Co-Defensive Player of the Week vs. Southern...Added 59 tackles and led the team with 6 interceptions his junior year.

**PERSONAL:** Mathematics major and secondary education minor at Grambling...Three-time all-district, all-metro as a senior at Istrouma (La.) High School...Also lettered in track and field where he placed sixth in state javelin throw...Father, Calvin Nicholas, played wide receiver at Grambling and briefly for the San Francisco 49ers.

# PLAYERS

## ALPHABETICAL ROSTER

No.	Name	Pos.	Ht.	Wt.	Birthdate	Exp.	College	Hometown	How Acq.	
36	Akins, Chris	DB	5-11	195	11/29/76	4	Arkansas Pine-Bluff	Little Rock, Ark.	W (G.B.) - '01	
63	Bedell, Brad	OL	6-4	305	2/12/77	3	Colorado	Arcadia, Calif.	D6b - '00	
59	Bentley, Kevin	LB	6-0	243	12/29/79	R	Northwestern	North Hills, Calif.	D4a - '02	
12	Booty, Josh	QB	6-1	221	4/29/75	2	Louisiana State	New Orleans, La.	W (Sea.) - '01	
52	Boyer, Brant	LB	6-1	230	6/27/71	9	Arizona	Ogden, Utah	UFA (Jac.) - '01	
18	Breedlove, Dimtrius	WR	6-4	210	6/9/78	R	Evangel	Apopka, Fla.	FA - '02	
92	Brown, Courtney	DE	6-4	280	2/14/78	3	Penn State	Alvin, S.C.	D1 - '00	
23	Bush, Devin	DB	6-0	210	7/3/73	8	Florida State	Miami, Fla.	W (St.L.) - '01	
68	Caldwell, Cecil	DL	6-1	285	2/23/77	1	South Carolina	Columbia, S.C.	FA - '02	
83	Campbell, Mark	TE	6-6	260	12/6/75	4	Michigan	Clawson, Mich.	FA - '99	
26	Carter, Dyshod	DB	5-10	197	6/18/78	2	Kansas State	Denver, Colo.	FA - '01	
5	Cavil, Kwame	WR	6-2	203	5/3/79	2	Texas	Waco, Texas	FA - '02	
69	Chanoine, Roger	OT	6-4	305	9/11/76	3	Temple	Linden, N.J.	FA - '99	
27	Chapman, Lamar	DB	6-1	186	11/6/76	3	Kansas State	Liberal, Kan.	D5b - '99	
79	Claybrooks, DeVone	DL	6-3	295	9/15/77	2	East Carolina	Bassett, Va.	FA - '01	
74	Claybrooks, Felipe	DL	6-5	275	1/22/78	1	Georgia Tech	Decatur, Ga.	FA - '01	
2	Couch, Tim	QB	6-4	227	7/31/77	4	Kentucky	Hyden, Ky.	D1 - '99	
54	Davis, Andra	LB	6-1	244	12/23/78	R	Florida	Live Oak, Fla.	D5 - '02	
87	Davis, Andre'	WR	6-1	194	6/12/79	R	Virginia Tech	Niskayuna, N.Y.	D2 - '02	
88	Dawson, JaJuan	WR	6-1	197	11/5/77	3	Tulane	Houston, Texas	D3b - '00	
4	Dawson, Phil	K	5-11	190	1/23/75	4	Texas	Dallas, Texas	FA - '99	
70w	Dean, Konrad	OL	6-4	303	6/6/79	R	Akron	Jackson, N.J.	FA - '02	
55	Denman, Anthony	LB	5-11	235	10/30/79	2	Notre Dame	Rusk, Texas	FA - '01	
82	Dudley, Rickey	TE	6-6	255	7/15/72	7	Ohio State	Hearne, Texas	UFA (Oak.) - '01	
49	Eitzmann, Chris	TE	6-4	250	4/1/77	2	Harvard	Belleville, Kan.	FA - '02	
42	Fair, Carl	NE	RB	6-1	222	6/8/77	1	Alabama-Birmingham	Starkville, Miss.	FA - '01
65	Fowler, Melvin	OL	6-3	300	3/31/79	R	Maryland	Wheatley Heights, N.Y.	D3 - '02	
25	Fuller, Corey	DB	5-10	210	5/1/71	8	Florida State	Tallahassee, Fla.	UFA (Min.) - '99	
17	Gardocki, Chris	P	6-1	200	2/7/70	12	Clemson	Stone Mountain, Ga.	UFA (Ind.) - '99	
68w	Gonzalez, Joaquin	OL	6-3	302	9/7/79	R	Miami (Fla.)	Miami, Fla.	D7 - '02	
31	Green, William	RB	6-0	221	12/17/79	R	Boston College	Atlantic City, N.J.	D1 - '02	
75	Gregory, Damian	DL	6-2	305	1/21/77	3	Illinois State	Lansing, Mich.	W (Mia.) - '02	
24	Griffith, Robert	DB	5-11	197	11/30/70	9	San Diego State	San Diego, Calif.	UFA (Min.) - '02	
73	Ham, Derrick	DE	6-4	265	3/23/75	2	Miami (Fla.)	Merritt Island, Fla.	FA - '01	
37	Henry, Anthony	DB	6-1	204	11/3/76	2	South Florida	Fort Myers, Fla.	D4 - '01	
10	Holcomb, Kelly	QB	6-2	212	7/9/73	6	Middle Tennessee State	Fayetteville, Tenn.	FA - '01	
50	Holmes, Earl	LB	6-2	250	4/28/73	7	Florida A&M	Tallahassee, Fla.	UFA (Pit.) - '02	
71w	Hyder, Gaylon	OL	6-5	313	10/23/73	2	Texas Christian	Longview, Texas	FA - '01	
15	Jackson, Frisman	WR	6-3	205	6/12/79	R	Western Illinois	Chicago, Ill.	FA - '02	
29	Jackson, James	RB	5-10	215	8/4/76	2	Miami (Fla.)	Belle Glade, Fla.	D3 - '01	
22	Jameson, Michael	DB	5-11	192	7/14/79	2	Texas A&M	Killeen, Texas	D6 - '01	
28	Johnson, J. J.	RB	6-1	240	4/20/74	4	Mississippi State	Mobile, Ala.	T (Mia.) - '02	
85	Johnson, Kevin	WR	5-11	195	7/15/76	4	Syracuse	Hamilton Township, N.J.	D2a - '99	
67	Johnson, Tré	OL	6-2	326	8/30/71	9	Temple	Peekskill, N.Y.	UFA (Was.) - '01	

# PLAYERS

## ALPHABETICAL ROSTER

No.	Name	Pos.	Ht.	Wt.	Birthdate	Exp.	College	Hometown	How Acq.
51	Jones, Lenoy	LB	6-1	235	9/25/74	7	Texas Christian	Waco, Texas	ED (Ten.) - '99
71	Josiah, Michael	DL	6-4	255	8/13/79	R	Louisville	Wilsonville, Ala.	FA - '02
84	King, Andre	WR	5-11	195	11/26/73	2	Miami (Fla.)	Fort Lauderdale, Fla.	D7b - '01
97	Kuehl, Ryan	DT	6-5	290	1/18/72	6	Virginia	Bethesda, Md.	FA - '99
96	Lang, Kenard	DE	6-3	285	1/31/75	6	Miami (Fla.)	Orlando, Fla.	UFA (Was.) - '02
20	Little, Earl	DB	6-1	198	3/10/73	5	Miami (Fla.)	Miami, Fla.	W (N.O.) - '99
33	McCutcheon, Daylon	CB	5-10	185	12/9/76	4	Southern California	La Puente, Calif.	D3a - '99
34	McDaniel, Emmanuel	CB	5-9	180	7/27/72	7	East Carolina	Griffin, Ga.	FA - '02
70	McKinley, Alvin	DL	6-3	292	6/9/78	3	Mississippi State	Jackson, Miss.	FA - '01
62	Mercier, Richard	OL	6-2	295	5/13/75	3	Miami (Fla.)	Montreal, Quebec	FA - '01
98	Miller, Arnold	DE	6-3	255	1/3/75	4	Louisiana State	New Orleans, La.	FA - '99
40	Miller, Ben	HB	6-3	250	8/18/79	R	Air Force	Columbia Station, Ohio	FA - '02
95	Miller, Jamir	LB	6-5	255	11/19/73	9	UCLA	Oakland, Calif.	UFA (Ari.) - '99
61	Mitchell, Qasim	OL	6-6	335	12/3/79	R	North Carolina A&T	Jacksonville, N.C.	FA - '02
48	Monroe, Rod	TE	6-5	260	7/30/75	3	Cincinnati	Hearne, Texas	FA - '01
38	Moreland, Earthwind	DB	5-11	186	6/13/77	3	Georgia Southern	Atlanta, Ga.	FA - '01
81	Morgan, Quincy	WR	6-1	209	9/23/77	2	Kansas State	Garland, Texas	D2 - '01
47	Morrow, Alvin	TE	6-3	260	4/28/78	1	None	St. Louis, Mo.	FA - '01
86	Northcutt, Dennis	WR	5-11	175	12/22/77	3	Arizona	Los Angeles, Calif.	D2 - '00
60	O'Hara, Shaun	C	6-3	306	6/23/77	3	Rutgers	Hillsborough, N.J.	FA - '00
43	Pearson, Calvin	DB	5-10	190	10/22/78	R	Grambling	Town Creek, Ala.	FA - '02
78	Rogers, Tyrone	DL	6-5	250	3/9/74	3	Alabama State	Montgomery, Ala.	FA - '99
99	Roye, Orpheus	DT	6-4	313	1/21/73	7	Florida State	Carrol City, Fla.	UFA (Pit.) - '01
57	Rudd, Dwayne	LB	6-2	235	2/3/76	6	Alabama	Batesville, Miss.	UFA (Min.) - '01
89	Sanders, Chris	WR	6-1	198	5/8/72	8	Ohio State	Denver, Colo.	UFA (Ten.) - '02
49	Sanders, Darnell	TE	6-6	267	3/16/79	R	Ohio State	Warrensville Heights, Ohio	D4c - '02
21	Sanders, Lewis	DB	6-1	200	6/22/78	3	Maryland	Staten Island, N.Y.	D4a - '00
80	Shea, Aaron	HB	6-3	250	12/5/76	3	Michigan	Ottawa, Ill.	D4b - '00
93	Smith, Mark	DT	6-3	302	8/28/74	6	Auburn	Vicksburg, Miss.	UFA (Ari.) - '01
56	Smith, Marquis	LB	6-2	238	1/13/75	4	California	San Diego, Calif.	D3b - '99
53	Smith, Michael	LB	6-3	245	10/29/77	1	Miami (Fla.)	Miami, Fla.	FA - '02
39	Spears, Calvin	DB	6-0	195	8/8/80	R	Grambling	Baton Rouge, La.	FA - '02
91	Spriggs, Marcus	DL	6-4	314	7/26/76	4	Troy State	Washington, D.C.	D6a - '99
79	Stokes, Barry	OL	6-4	310	12/20/73	5	Eastern Michigan	Flint, Mich.	UFA (G.B.) - '02
58	Taylor, Ben	LB	6-2	240	8/31/78	R	Virginia Tech	Bellaire, Ohio	D4b - '02
6	Taylor, Jay	K/P	6-1	191	10/23/76	1	West Virginia	Hershey, Pa.	FA - '02
16	Thompson, Kevin	QB	6-5	236	7/27/77	2	Penn State	Damascus, Md.	FA - '02
72	Tucker, Ryan	OL	6-5	305	6/12/75	6	Texas Christian	Midland, Texas	UFA (St.L.) - '02
77	Verba, Ross	OL	6-4	308	10/31/73	6	Iowa	Des Moines, Iowa	UFA (G.B.) - '01
94	Warren, Gerard	DT	6-4	320	7/25/78	2	Florida	Radford, Fla.	D1 - '01
30	White, Jamel	RB	5-9	208	2/11/78	3	South Dakota	Los Angeles, Calif.	W (Ind.) - '00
64	Wohlabaugh, Dave	C	6-3	296	4/13/72	8	Syracuse	Hamburg, N.Y.	UFA (N.E.) - '99
90	Word, Mark	DE	6-5	275	11/23/75	2	Jacksonville St.	Miami, Fla.	FA - '01
66	Zukauskas, Paul	OL	6-5	306	7/12/79	2	Boston College	Boston, Mass.	D7a - '01

# PLAYERS

## NUMERICAL ROSTER

No.	Name	Pos.	Ht.	Wt.	Age	Exp.	College	Hometown	How Acq.
2	Tim Couch	QB	6-4	227	25	4	Kentucky	Hyden, Ky.	D1 - '99
4	Phil Dawson	K	5-11	190	27	4	Texas	Dallas, Texas	FA - '99
5	Kwame Cavil	WR	6-2	203	23	2	Texas	Waco, Texas	FA - '02
6	Jay Taylor	P/K	6-1	191	25	1	West Virginia	Hershey, Pa.	FA - '02
10	Kelly Holcomb	QB	6-2	212	29	6	Middle Tennessee State	Fayetteville, Tenn.	FA - '01
12	Josh Booty	QB	6-1	221	27	2	Louisiana State	Shreveport, La.	W (Sea.) - '01
15	Frisman Jackson	WR	6-3	205	23	R	Western Illinois	Chicago, Ill.	FA - '02
16	Kevin Thompson	QB	6-5	236	25	2	Penn State	Damascus, Md.	FA - '02
17	Chris Gardocki	P	6-1	200	32	12	Clemson	Stone Mountain, Ga.	UFA (Ind.) - '99
18	Dimitrius Breedlove	WR	6-4	210	24	R	Evangel	Apopka, Fla.	FA - '02
20	Earl Little	DB	6-1	198	29	5	Miami (Fla.)	Miami, Fla.	W (N.O.) - '99
21	Lewis Sanders	DB	6-1	200	24	3	Maryland	Staten Island, N.Y.	D4a - '00
22	Michael Jameson	DB	5-11	192	23	2	Texas A&M	Killeen, Texas	D6 - '01
23	Devin Bush	DB	6-0	210	29	8	Florida State	Miami, Fla.	W (St.L.) - '01
24	Robert Griffith	DB	5-11	197	31	9	San Diego State	San Diego, Calif.	UFA (Min.) - '02
25	Corey Fuller	DB	5-10	210	30	8	Florida State	Tallahassee, Fla.	UFA (Min.) - '99
26	Dyshod Carter	DB	5-10	197	24	2	Kansas State	Denver, Colo.	FA - '01
27	Lamar Chapman	DB	6-1	186	25	3	Kansas State	Liberal, Kan.	D5b - '00
28	J. J. Johnson	RB	6-1	240	28	4	Mississippi State	Mobile, Ala.	T (Mia.) - '02
29	James Jackson	RB	5-10	215	26	2	Miami (Fla.)	Belle Glade, Fla.	D3 - '01
30	Jamel White	RB	5-9	208	24	3	South Dakota	Los Angeles, Calif.	W (Ind.) - '00
31	William Green	RB	6-0	221	22	R	Boston College	Atlantic City, N. J.	D1 - '02
33	Daylon McCutcheon	CB	5-10	185	25	4	Southern California	La Puente, Calif.	D3a - '99
34	Emmanuel McDaniel	CB	5-9	180	30	7	East Carolina	Griffin, Ga.	FA - '02
36	Chris Akins	DB	5-11	195	25	4	Arkansas Pine-Bluff	Little Rock, Ark.	W (G.B.) - '01
37	Anthony Henry	DB	6-1	204	25	2	South Florida	Fort Myers, Fla.	D4 - '01
38	Earthwind Moreland	DB	5-11	186	25	3	Georgia Southern	Atlanta, Ga.	FA - '01
39	Calvin Spears	DB	6-0	195	22	R	Grambling	Baton Rouge, La.	FA - '02
40	Ben Miller	HB	6-3	250	23	R	Air Force	Columbia Station, Ohio	FA - '02
42	Carl Fair	RB	6-1	222	25	1	Alabama-Birmingham	Starkville, Miss.	FA - '01
43	Kalvin Pearson	DB	5-10	190	23	R	Grambling	Town Creek, Ala.	FA - '02
47	Alvin Morrow	TE	6-3	260	24	1	None	St. Louis, Mo.	FA - '01
48	Rod Monroe	TE	6-5	260	27	3	Cincinnati	Hearne, Texas	FA - '01
49w	Darnell Sanders	TE	6-6	267	23	R	Ohio State	Warrensville Heights, Ohio	D4c - '02
49	Chris Eitzmann	TE	6-4	250	25	2	Harvard	Belleville, Kan.	FA - '02
50	Earl Holmes	LB	6-2	250	29	7	Florida A&M	Tallahassee, Fla.	UFA (Pt.) - '02
51	Lenoy Jones	LB	6-1	235	27	7	Texas Christian	Waco, Texas	ED (Ten.) - '99
52	Brant Boyer	LB	6-1	230	31	9	Arizona	Ogden, Utah	UFA (Jac.) - '01
53	Michael Smith	LB	6-3	245	24	1	Miami (Fla.)	Riviera Beach, Fla.	FA - '02
54	Andra Davis	LB	6-1	244	23	R	Florida	Live Oak, Fla.	D5 - '02
55	Anthony Denman	LB	5-11	235	22	2	Notre Dame	Rusk, Texas	FA - '01
56	Marquis Smith	LB	6-2	238	27	4	California	San Diego, Calif.	D3b - '99
57	Dwayne Rudd	LB	6-2	235	26	6	Alabama	Batesville, Miss.	UFA (Min.) - '01
58	Ben Taylor	LB	6-2	240	24	R	Virginia Tech	Bellaire, Ohio	D4b - '02

# PLAYERS

## NUMERICAL ROSTER

No.	Name	Pos.	Ht.	Wt.	Age	Exp.	College	Hometown	How Acq.
59	Kevin Bentley	LB	6-0	243	22	R	Northwestern	North Hills, Calif.	D4a - '02
60	Shaun O'Hara	C	6-3	306	25	3	Rutgers	Hillsborough, N.J.	FA - '00
61	Qasim Mitchell	OL	6-6	335	22	R	North Carolina A&T	Jacksonville, N.C.	FA - '02
62	Richard Mercier	OL	6-2	295	27	3	Miami	Montreal, Quebec	FA - '01
63	Brad Bedell	OL	6-4	305	25	3	Colorado	Arcadia, Calif.	D6b - '00
64	Dave Wohlabaugh	C	6-3	296	30	8	Syracuse	Hamburg, N.Y.	UFA (N.E.) - '99
65	Melvin Fowler	OL	6-3	300	23	R	Maryland	Wheatley Heights, N.Y.	D3 - '02
66	Paul Zukauskas	OL	6-5	306	23	2	Boston College	Boston, Mass.	D7a - '01
67	Tré Johnson	OL	6-2	326	31	9	Temple	Peekskill, N.Y.	UFA (Was.) - '01
68w	Joaquin Gonzalez	OL	6-3	302	23	R	Miami (Fla.)	Miami, Fla.	D7 - '02
68	Cecil Caldwell	DL	6-1	285	25	1	South Carolina	Columbia, S.C.	FA - '02
69	Roger Chanoine	OT	6-4	305	25	3	Temple	Linden, N.J.	FA - '99
70w	Konrad Dean	OL	6-4	303	23	R	Akron	Jackson, N.J.	FA - '02
70	Alvin McKinley	DL	6-3	292	24	3	Mississippi State	Jackson, Miss.	FA - '01
71w	Gaylon Hyder	OL	6-5	313	28	2	Texas Christian	Longview, Texas	FA - '01
71	Michael Josiah	DL	6-4	255	23	R	Louisville	Wilsonville, Ala.	FA - '02
72	Ryan Tucker	OL	6-5	305	26	6	Texas Christian	Midland, Texas	UFA (StL.) - '02
73	Derrick Ham	DE	6-4	265	27	2	Miami (Fla.)	Merritt Island, Fla.	FA - '01
74	Felipe Claybrooks	DL	6-5	275	24	1	Georgia Tech	Decatur, Ga.	FA - '01
75	Damian Gregory	DL	6-2	305	25	3	Illinois State	Lansing, Mich.	W (Mia.) - '02
77	Ross Verba	OL	6-4	308	28	6	Iowa	Des Moines, Iowa	UFA (G.B.) - '01
78	Tyrone Rogers	DL	6-5	250	28	3	Alabama State	Montgomery, Ala.	FA - '99
79w	Barry Stokes	OL	6-4	310	28	5	Eastern Michigan	Flint, Mich.	UFA (G.B.) - '02
79	DeVone Claybrooks	DL	6-3	295	24	2	East Carolina	Bassett, Va.	FA - '01
80	Aaron Shea	HB	6-3	250	25	3	Michigan	Ottawa, Ill.	D4b - '00
81	Quincy Morgan	WR	6-1	209	24	2	Kansas State	Garland, Texas	D2 - '01
82	Rickey Dudley	TE	6-6	255	30	7	Ohio State	Hearne, Texas	UFA (Oak.) - '01
83	Mark Campbell	TE	6-6	260	26	4	Michigan	Clawson, Mich.	FA - '99
84	Andre King	WR	5-11	195	28	2	Miami (Fla.)	Fort Lauderdale, Fla.	D7b - '01
85	Kevin Johnson	WR	5-11	195	26	4	Syracuse	Hamilton Township, N.J.	D2a - '99
86	Dennis Northcutt	WR	5-11	175	24	3	Arizona	Los Angeles, Calif.	D2 - '00
87	Andre' Davis	WR	6-1	194	23	R	Virginia Tech	Niskayuna, N.Y.	D2 - '02
88	JaJuan Dawson	WR	6-1	197	24	3	Tulane	Houston, Texas	D3b - '00
89	Chris Sanders	WR	6-1	198	30	8	Ohio State	Denver, Colo.	UFA (Ten.) - '02
90	Mark Word	DE	6-5	275	26	2	Jacksonville St.	Miami, Fla.	FA - '01
91	Marcus Spriggs	DL	6-4	314	26	4	Troy State	Washington, D.C.	D6a - '99
92	Courtney Brown	DE	6-4	280	24	3	Penn State	Alvin, S.C.	D1 - '00
93	Mark Smith	DT	6-3	302	28	6	Auburn	Vicksburg, Miss.	UFA (Ari.) - '01
94	Gerard Warren	DT	6-4	320	24	2	Florida	Raiford, Fla.	D1 - '01
95	Jamir Miller	LB	6-5	255	28	9	UCLA	Oakland, Calif.	UFA (Ari.) - '99
96	Kenard Lang	DE	6-3	285	27	6	Miami (Fla.)	Orlando, Fla.	UFA (Was.) - '02
97	Ryan Kuehl	DT	6-5	290	30	6	Virginia	Bethesda, Md.	FA - '99
98	Arnold Miller	DE	6-3	255	27	4	Louisiana State	New Orleans, La.	FA - '99
99	Orpheus Roye	DT	6-4	313	29	7	Florida State	Carrol City, Fla.	UFA (Fl.) - '00

\* Ages at the start of the 2002 regular season.

Jan. 8, 2002	HB- <b>Chris Eitzmann</b> signed as free agent. OT- <b>Terrance Sykes</b> signed as free agent.
Jan. 9, 2002	DT- <b>Cecil Caldwell</b> signed as free agent. LB- <b>Mike Smith</b> signed as free agent.
Jan. 14, 2002	DB- <b>Brandon Davis</b> signed as free agent. P- <b>Kurtis Doerr</b> signed as free agent.
Feb. 5, 2002	WR- <b>Kwame Cavil</b> signed as free agent.
Feb. 7, 2002	QB- <b>Kevin Thompson</b> signed as free agent.
Feb. 12, 2002	<b>Buddy Morris</b> named Head Strength and Conditioning Coach.
Feb. 18, 2002	OL- <b>Jeremy McKinney</b> taken as 11th selection in 2002 expansion draft by Houston.
Feb. 20, 2002	LB- <b>Derrick Gibson</b> signed as free agent.
Feb. 22, 2002	DL- <b>Tyrone Rogers</b> agreed to terms on 2-year contract (Exclusive Rights).
Feb. 25, 2002	OT- <b>Romen Oben</b> released.
March 1, 2002	DT- <b>Damian Gregory</b> awarded via waivers (Miami).
March 5, 2002	DL- <b>Kenard Lang</b> signed to 5-year contract (UFA-Washington).
March 6, 2002	DB- <b>Robert Griffith</b> signed to 4-year contract (UFA-Minnesota).
March 7, 2002	OL- <b>Ryan Tucker</b> signed to 4-year contract (UFA-St. Louis).
March 8, 2002	RB- <b>J.J. Johnson</b> acquired from Miami for conditional 7th round selection in 2004 draft.
March 12, 2002	OL- <b>Oliver Ross</b> signed offer sheet for 3-year contract (RFA-Pittsburgh).
March 14, 2002	DB- <b>Dyshod Carter</b> signed to 1-year contract (Exclusive Rights).
March 20, 2002	DT- <b>Mark Smith</b> signed to 2-year contract (UFA).
March 26, 2002	DB- <b>Brandon Davis</b> released. OL- <b>Tré Johnson</b> signed to 1-year contract (UFA).
March 27, 2002	OL- <b>Gaylon Hyder</b> signed to 1-year contract (Exclusive Rights).
March 28, 2002	DL- <b>Alvin McKinley</b> signed to 1-year contract (Exclusive Rights). TE- <b>Rod Monroe</b> signed to 2-year contract (Exclusive Rights). WR- <b>Chris Sanders</b> signed to 1-year contract (UFA-Tennessee).
April 1, 2002	LB- <b>Lenoy Jones</b> signed to 1-year contract (UFA). OL- <b>Barry Stokes</b> signed to 2-year contract (UFA-Green Bay).
April 5, 2002	LB- <b>Earl Holmes</b> agrees to terms on 5-year contract (UFA-Pittsburgh).
April 10, 2002	DL- <b>Arnold Miller</b> signed to 1-year contract (RFA).
April 15, 2002	OL- <b>Roger Chanoine</b> signed to 1-year contract (RFA).
April 18, 2002	LB- <b>Marquis Smith</b> signed to 1-year contract (RFA).


# PLAYERS

## 2002 TRANSACTIONS

---

- April 20, 2002 LB-**Wali Rainer** signed to 1-year contract (RFA).  
Cleveland traded LB-**Wali Rainer** and 3rd round draft choice (#79 overall) to Jacksonville for Jaguars 3rd round draft choice (#76 overall).
- April 21, 2002 Cleveland traded 5th round (#147 overall) and 6th round (#189 overall) draft choices to Oakland for Raiders' 4th round (#122) draft choice.
- April 24, 2002 RB-**Ben Gay** released.  
LB-**Anthony Denman** signed to 1-year contract (Exclusive Rights).  
DE-**Derrick Ham** signed to 1-year contract (Exclusive Rights).  
OL-**Shaun O'Hara** signed to 1-year contract (Exclusive Rights).
- April 26, 2002 K-**Phil Dawson** signed to 4-year contract (RFA).  
RB-**Jamel White** signed to 1-year contract (Exclusive Rights).  
WR-**Dimitrius Breedlove** signed as free agent.  
DB-**Eddie Canonico** signed as free agent.  
OL-**Konrad Dean** signed as free agent.  
WR-**Frisman Jackson** signed as free agent.  
DL-**Michael Josiah** signed as free agent.  
OL-**Ben Miller** signed as free agent.  
OL-**Qasim Mitchell** signed as free agent.  
DB-**Kalvin Pearson** signed as free agent.  
DL-**Thomas Pittman** signed as free agent.
- May 1, 2002 DB-**Eddie Canonico** released.  
DL-**Marcus Spriggs** signed to 1-year contract (RFA).
- May 13, 2002 **Dwight Clark** left the Cleveland Browns.  
**Keith Kidd** released from the Cleveland Browns.
- May 16, 2002 DB-**Chris Akins** signed to 1-year contract (RFA).
- June 10, 2002 P-**Kurtis Doerr** released.  
DE-**Thomas Pittman** released.  
P-**Jay Taylor** signed as a free agent.  
LB-**Robert Taylor** signed as a free agent.  
DB-**Calvin Spears** signed as a free agent.
- June 11, 2002 DB-**Daylon McCutcheon** signed to 3-year contract (RFA).
- June 12, 2002 DB-**Derrick Gibson** released.  
OT-**Terrance Sykes** released.  
LB-**Robert Taylor** released.
- June 14, 2002 DB-**Emmanuel McDaniel** signed as free agent to 1-year contract.





Tim Couch

# 2001 REVIEW

## FINAL NFL STANDINGS

### AMERICAN FOOTBALL CONFERENCE

AFC East	W	L	T	PCT	PF	PA	Home	Road	AFC	NFC	DIV
New England	11	5	0	.688	371	272	6-2	5-3	8-4	3-1	6-2
Miami *	11	5	0	.688	344	290	7-1	4-4	9-3	2-2	5-3
N.Y. Jets *	10	6	0	.625	308	295	3-5	7-1	8-4	2-2	5-3
Indianapolis	6	10	0	.375	413	486	3-5	3-5	5-7	1-3	3-5
Buffalo	3	13	0	.188	265	420	1-7	2-6	2-10	1-3	1-7
AFC Central	W	L	T	PCT	PF	PA	Home	Road	AFC	NFC	DIV
Pittsburgh	13	3	0	.812	352	212	7-1	6-2	10-3	3-0	7-3
Baltimore *	10	6	0	.625	303	265	6-2	4-4	8-4	2-2	6-4
Cleveland	7	9	0	.438	285	319	4-4	3-5	6-7	1-2	5-5
Tennessee	7	9	0	.438	336	388	3-5	4-4	4-8	3-1	3-7
Jacksonville	6	10	0	.375	294	286	3-5	3-5	5-8	1-2	5-5
Cincinnati	6	10	0	.375	226	309	4-4	2-6	5-8	1-2	4-6
AFC West	W	L	T	PCT	PF	PA	Home	Road	AFC	NFC	DIV
Oakland	10	6	0	.625	399	327	5-3	5-3	7-5	3-1	6-2
Seattle	9	7	0	.562	301	324	6-2	3-5	8-4	1-3	5-3
Denver	8	8	0	.500	340	339	6-2	2-6	5-7	3-1	4-4
Kansas City	6	10	0	.375	320	344	3-5	3-5	5-7	1-3	4-4
San Diego	5	11	0	.312	332	321	4-4	1-7	3-9	2-2	1-7

### NATIONAL FOOTBALL CONFERENCE

NFC East	W	L	T	PCT	PF	PA	Home	Road	AFC	NFC	DIV
Philadelphia	11	5	0	.688	343	208	4-4	7-1	3-1	8-4	6-2
Washington	8	8	0	.500	256	303	4-4	4-4	2-2	6-6	4-4
N.Y. Giants	7	9	0	.438	294	321	5-3	2-6	2-2	5-7	4-4
Arizona	7	9	0	.438	295	343	3-5	4-4	3-1	4-8	2-6
Dallas	5	11	0	.312	246	338	4-4	1-7	0-4	5-7	4-4
NFC Central	W	L	T	PCT	PF	PA	Home	Road	AFC	NFC	DIV
Chicago	13	3	0	.812	338	203	7-1	6-2	3-1	10-2	6-2
Green Bay *	12	4	0	.750	390	266	7-1	5-3	3-1	9-3	6-2
Tampa Bay *	9	7	0	.562	324	280	5-3	4-4	2-2	7-5	4-4
Minnesota	5	11	0	.312	290	390	5-3	0-8	1-3	4-8	3-5
Detroit	2	14	0	.125	270	424	2-6	0-8	0-4	2-10	1-7
NFC West	W	L	T	PCT	PF	PA	Home	Road	AFC	NFC	DIV
St. Louis	14	2	0	.875	503	273	6-2	8-0	4-0	10-2	7-1
San Francisco *	12	4	0	.750	409	282	7-1	5-3	4-0	8-4	6-2
New Orleans	7	9	0	.438	333	409	3-5	4-4	2-2	5-7	4-4
Atlanta	7	9	0	.438	291	377	3-5	4-4	1-3	6-6	3-5
Carolina	1	15	0	.062	253	410	0-8	1-7	0-4	1-11	0-8

\* Wild Card Team

### 2001 PLAYOFFS

#### AFC Wild-Card Games

Oakland 38, N.Y. Jets 24  
Baltimore 20, Miami 3

#### AFC Divisional Games

New England 16, Oakland 13  
Pittsburgh 27, Baltimore 10

#### AFC Championship Game

New England 24, Pittsburgh 17

#### NFC Wild-Card Games

Philadelphia 31, Tampa Bay 9  
Green Bay 25, San Francisco 15

#### NFC Divisional Games

Philadelphia 33, Chicago 19  
St. Louis 45, Green Bay 17

#### NFC Championship Game

St. Louis 29, Philadelphia 24

Super Bowl XXXVI at New Orleans, La.

New England 20, St. Louis 17

AFC-NFC Pro Bowl

AFC 38, NFC 30

# 2001 REVIEW

## RESULTS & USUAL STARTING LINEUPS

### PRESEASON (WON 2, LOST 2)

Date	Opponent	Result	Score	Record	Attendance
08/11	Green Bay Packers	Won	10-3	1-0	71,128
08/18	Tampa Bay Buccaneers	Won	7-6	2-0	72,108
08/24	at Washington Redskins	Lost	25-27	2-1	67,014
08/31	at Carolina Panthers	Lost	20-24	2-2	70,444

### REGULAR SEASON (WON 7, LOST 9)

Date	Opponent	Result	Score	Record	Attendance
09/09	Seattle Seahawks	Lost	6-9	0-1	72,318
09/23	Detroit Lions	Won	24-14	1-1	73,168
09/30	at Jacksonville Jaguars	Won	23-14	2-1	57,875
10/07	San Diego Chargers	Won	20-16	3-1	73,018
10/14	at Cincinnati Bengals	Lost	14-24	3-2	64,217
10/21	Baltimore Ravens	Won	24-14	4-2	72,818
11/04	at Chicago Bears	Lost	21-27 (OT)	4-3	66,944
11/11	Pittsburgh Steelers	Lost	12-15 (OT)	4-4	73,218
11/18	at Baltimore Ravens	Won	27-17	5-4	69,353
11/25	Cincinnati Bengals	Won	18-0	6-4	72,918
12/02	Tennessee Titans	Lost	15-31	6-5	72,818
12/09	at New England Patriots	Lost	14-23	6-6	60,292
12/16	Jacksonville Jaguars	Lost	10-15	6-7	72,818
12/23	at Green Bay Packers	Lost	7-30	6-8	59,824
12/30	at Tennessee Titans	Won	41-38	7-8	68,798
01/06	at Pittsburgh Steelers	Lost	7-28	7-9	59,189

### 2001 USUAL STARTING LINEUPS

Offense			Defense		
WR	85	Kevin Johnson	LE	78	T. Rogers, 99 O. Roye
LT	72	R. Oben, 77 R. Verba	LT	94	Gerard Warren
LG	77	R. Verba, 60 S. O'Hara	RT	93	Mark Smith, 99 O. Roye
C	64	Dave Wohlabaugh	RE	92	C. Brown, 90 K. McKenzie
RG	66	J. McKinney, 63 B. Bedell	WLB	57	Dwayne Rudd
RT	69	Roger Chanoine	MLB	58	Wali Rainer
TE	82	R. Dudley, 87 O. J. Santiago	SLB	95	Jamir Miller
WR	81	Q. Morgan, 86 D. Northcutt	LCB	24	Corey Fuller
QB	2	Tim Couch	RCB	33	Daylon McCutcheon
RB	29	J. Jackson, 30 J. White	SS	21	Earl Little
HB	44	M. Sellers, 80 A. Shea	FS	43	P. Ellsworth, 23 D. Bush

# 2001 REVIEW

## FINAL STATISTICS

DATE	W/L	SCORE	OPPONENT	ATTEND.	RUSHING	No.	Yds	Avg	Long	TD	
09/09	L	6-9	Seattle	72,318	J. Jackson	195	554	2.8	22	2	
09/23	W	24-14	Detroit	73,168	White	126	443	3.5	51	5	
09/30	W	23-14	at Jacksonville	57,875	Gay	51	172	3.4	40	1	
10/07	W	20-16	San Diego	73,018	Couch	38	128	3.4	15	0	
10/14	L	14-24	at Cincinnati	64,217	Morgan	2	27	13.5	23	0	
10/21	W	24-14	Baltimore	72,818	Northcutt	3	26	8.7	12	0	
11/04	L	21-27 OT	at Chicago	66,944	Frost TM	1	1	1.0	1	0	
11/11	L	12-15 OT	Pittsburgh	73,218	Holcomb	1	0	0.0	0	0	
11/18	W	27-17	at Baltimore	69,353	BROWNS	417	1351	3.2	51	8	
11/25	W	18-0	Cincinnati	72,918	OPPONENTS	494	2208	4.5	54	11	
12/02	L	15-31	Tennessee	72,818	RECEIVING	No.	Yds	Avg	Long	TD	
12/09	L	16-27	at New England	60,292	K. Johnson	84	1097	13.1	55t	9	
12/16	L	10-15	Jacksonville	72,818	White	44	418	9.5	45	1	
12/23	L	7-30	at Green Bay	59,824	Morgan	30	432	14.4	78	2	
12/30	W	41-38	at Tennessee	68,798	J. Dawson	22	281	12.8	44	1	
01/06	L	7-28	at Pittsburgh	59,189	Northcutt	18	211	11.7	26	0	
<b>TEAM STATISTICS</b>		<b>BROWNS</b>		<b>OPPONENTS</b>							
<b>TOTAL FIRST DOWNS</b>		238		295							
Rushing		78		112							
Passing		139		161							
Penalty		21		22							
3rd Down: Made/Att.		68/210		88/235							
3rd Down Pct.		32.4		37.4							
4th Down: Made/Att.		6/12		8/23							
4th Down Pct.		50.0		34.8							
<b>POSSESSION AVG.</b>		28:16		31:44							
<b>TOTAL NET YARDS</b>		4152		5297							
Avg. Per Game		259.5		331.1							
Total Plays		934		1089							
Avg. Per Play		4.4		4.9							
<b>NET YARDS RUSHING</b>		1351		2208							
Avg. Per Game		84.4		138.0							
Total Rushes		417		494							
<b>NET YARDS PASSING</b>		2801		3089							
Avg. Per Game		175.1		193.1							
Sacked/Yards Lost		51/353		43/288							
Gross Yards		3154		3377							
Att./Completions		466/279		552/309							
Completion Pct.		59.9		56.0							
Had Intercepted		21		33							
<b>PUNTS/AVERAGE</b>		99/42.9		74/43.2							
<b>NET PUNTING AVG.</b>		99/34.6		74/37.7							
<b>PENALTIES/YARDS</b>		94/825		103/779							
<b>FUMBLES/BALL LOST</b>		24/12		35/9							
<b>TOUCHDOWNS</b>		31		35							
Rushing		8		11							
Passing		18		18							
Returns		5		6							
<b>SCORE BY PERIODS</b>		Q1	Q2	Q3	Q4	OT	PTS				
BROWNS		77	83	51	74	0	285				
OPPONENTS		62	73	89	96	9	319				
<b>SCORING</b>		TD	Ru	Pa	Rt	K-PAT	FG	S	PTS		
P. Dawson		0	0	0	0	29/30	22/25	0	95		
K. Johnson		9	0	9	0	0	0	0	54		
White		6	5	1	0	0	0	0	38		
J. Jackson		2	2	0	0	0	0	0	12		
Morgan		2	0	2	0	0	0	0	12		
Santiago		2	0	2	0	0	0	0	12		
Sellers		2	0	2	0	0	0	0	12		
Brown		1	0	0	1	0	0	6	6		
Bush		1	0	0	1	0	0	6	6		
J. Dawson		1	0	1	0	0	0	6	6		
Fuller		1	0	0	1	0	0	6	6		
Gay		1	1	0	0	0	0	6	6		
Henry		1	0	0	1	0	0	6	6		
McCutcheon		1	0	0	1	0	0	6	6		
O'Hara		1	0	1	0	0	0	6	6		
Royce		0	0	0	0	1	2	1	2		
BROWNS		31	8	18	5	29/30	22/25	1	285		
OPPONENTS		35	11	18	6	30/32	25/34	0	319		
<b>2-PT. CONVERSIONS:</b>		White, TEAM 1-1, OPPONENTS 2-2									
<b>SACKS:</b>		J. Miller 13.0, Rogers 6.0, Warren 5.0, Brown 4.5, Spires 4.0, McKenzie 3.0, McCutcheon 2.0, Mark Smith 2.0, Ellsworth 1.0, Little 1.0, Rainer 1.0, Rudd 0.5, BROWNS 43.0, OPPONENTS 51.0									
<b>PUNTING</b>		No.	Yds	Avg	Net	TB	In	Lg	B		
Gardocki		99	4249	42.9	34.6	9	25	69	0		
BROWNS		99	4249	42.9	34.6	9	25	69	0		
OPPONENTS		74	3198	43.2	37.7	8	28	68	0		
<b>PUNT RETURNS</b>		Ret	FC	Yds	Avg	Long	TD				
Northcutt		15	9	86	5.7	32	0				
K. Johnson		14	6	117	8.4	24	0				
Chapman		1	0	1	1.0	1	0				
R. Jackson		1	0	43	43.0	43	0				
Frost TM		0	1	0	---	---	0				
BROWNS		31	16	247	8.0	43	0				
OPPONENTS		52	12	647	12.4	86	1				
<b>KICKOFF RETURNS</b>		No.	Yds	Avg	Long	TD					
Gay		23	513	22.3	42	0					
King		14	279	19.9	27	0					
White		9	189	21.0	31	0					
Morgan		7	175	25.0	51	0					
Sellers		4	75	18.8	21	0					
Santiago		2	1	0.5	5	0					
Akins LG		1	0	0.0	0	0					
J. Moreland LG		1	14	14.0	14	0					
J. Moreland TM		1	14	14.0	14	0					
Northcutt		1	26	26.0	26	0					
Spires		1	13	13.0	13	0					
Shea		0	0	---	---	0					
BROWNS		62	1285	20.7	51	0					
OPPONENTS		65	1215	18.7	49	0					
<b>FIELD GOALS</b>		1-19	20-29	30-39	40-49	50+					
P. Dawson		0/0	10/10	8/9	4/6	0/0					
BROWNS		0/0	10/10	8/9	4/6	0/0					
OPPONENTS		0/0	8/9	10/11	5/12	2/2					

# 2001 REVIEW

## FINAL STATISTICS

### FIELD GOALS—CONTINUED

**P.Dawson:** (37N,48G,22G)(33G,46N)(35G,28G,30G)(31G,48N,27G)((33G))((40G)(29G,42G)(23G,27G,23G,33G))((27G,39G,22G)(29G))((30G,44G))

**OPPONENTS:** (43N,49G,23G,52G)((42N)(22G,21G,38G)(27G,22N,42G,21G)(21G,38G))((31G,27G,37G,37G,45N,32G)(42G)(43N,47N)(29G)(54G,38G,39N,48N)(43G,46G,37G)(39G,45N)(31G))

PASSING	Att	Cmp	Yds	Cmp%	Yds/Att	TD	TD%	Int	Int%	Long	Sack/Lost	Rating
Couch	454	272	3040	59.9	6.70	17	3.7	21	4.6	78	51/353	73.1
Holcomb	12	7	114	58.3	9.50	1	8.3	0	0.0	25	0/0	118.1
BROWNS	466	279	3154	59.9	6.77	18	3.9	21	4.5	78	51/353	74.3
OPPONENTS	552	309	3377	56.0	6.12	18	3.3	33	6.0	71t	43/288	60.2

### CLEVELAND BROWNS 2001 DEFENSIVE STATISTICS

Player	TACKLES					Yds	Press.	Ints	Yds	PBU	FUMBLES		
	Total	Solo	Asst.	TFL	Sacks						For.	Rec.	Safety
Dwayne Rudd	122	82	39	1	0.5	4.5	7	1	0	6	2	-	-
Jamir Miller	114	75	29	10	13.0	72.0	31	1	0	2	3	-	-
Earl Little	105	62	39	4	1.0	14.0	1	5	33	4	-	-	-
Corey Fuller	96	75	19	2	-	-	-	3	82	23	2	1	-
Wali Rainer	91	50	41	-	1.0	15.0	2	-	-	5	1	1	-
Brant Boyer	80	57	21	2	-	-	2	2	12	4	-	-	-
Gerard Warren	78	63	11	4	5.0	36.0	34	-	-	4	-	-	-
Devin Bush	74	38	33	3	-	-	1	2	62	3	1	1	-
Percy Ellsworth	71	44	27	-	1.0	10.0	-	1	19	4	1	-	-
Daylon McCutcheon	70	55	14	1	2.0	7.0	1	4	62	8	2	-	-
Anthony Henry	44	30	14	-	-	-	-	10	177	10	-	-	-
Tyrone Rogers	41	29	8	4	6.0	31.0	18	-	-	3	1	-	-
Mark Smith	39	30	8	1	2.0	13.0	29	-	-	6	-	1	-
Orpheus Roye	34	23	6	5	-	-	12	1	0	5	-	-	1
Greg Spires	32	23	8	1	4.0	25.0	23	-	-	1	1	1	-
Courtney Brown	19	16	2	1	4.5	38.5	9	-	-	3	1	2	-
Keith McKenzie	15	12	1	2	3.0	22.0	32	-	-	2	-	-	-
Alvin McKinley	12	8	4	-	-	-	3	-	-	-	-	-	-
Marquis Smith	11	5	4	2	-	-	-	-	-	-	-	-	-
Lenoy Jones	9	6	3	-	-	-	-	-	-	-	-	-	-
Raymond Jackson	7	7	0	-	-	-	-	3	52	3	-	-	-
Felipe Claybrooks	6	3	3	-	-	-	1	-	-	-	-	-	-
Stalin Colinet	4	3	1	-	-	-	1	-	-	-	-	-	-
Chris Akins	3	3	0	-	-	-	-	-	-	-	-	-	-
Scott Frost	2	1	1	-	-	-	-	-	-	-	-	-	-
Lamar Chapman	1	1	0	-	-	-	-	-	-	-	-	-	-
Anthony Denman	1	1	0	-	-	-	-	-	-	-	-	-	-
BROWNS TOTALS	1181	802	336	43	43.0	288.0	207	33	499	96	15	7	1

### CLEVELAND BROWNS 2001 SPECIAL TEAMS STATISTICS

Player	TACKLES			FUMBLES		BLOCKED			TDs	Safeties
	Total	Solo	Asst.	For.	Rec.	PATs	FGs	Punts		
Brant Boyer	26	18	8	-	-	-	-	-	-	-
Scott Frost	16	7	9	-	1	-	-	-	-	-
Tarek Saleh	15	10	5	-	-	-	-	-	-	-
Mike Sellers	13	12	1	-	-	-	-	-	-	-
Anthony Denman	12	7	5	-	-	-	-	-	-	-
Marquis Smith	11	6	5	-	-	-	-	-	-	-
Aaron Shea	10	7	3	-	-	-	-	-	-	-
Anthony Henry	10	7	3	-	-	-	-	-	-	-
Raymond Jackson	9	7	2	-	-	-	-	-	-	-
Ryan Kuehl	9	6	3	-	-	-	-	-	-	-
Wali Rainer	8	6	2	-	-	-	-	-	-	-
Dwayne Rudd	8	4	4	-	-	-	-	-	-	-
Lenoy Jones	7	6	1	-	-	-	-	-	-	-
Devin Bush	5	5	0	-	-	1	-	-	-	-
Chris Gardocki	4	3	1	-	-	-	-	-	-	-
Benjamin Gay	3	2	1	-	-	-	-	-	-	-
Earthwind Moreland	3	1	2	-	-	-	-	-	-	-
Phil Dawson	2	1	1	-	-	-	-	-	-	-
Dyshod Carter	2	1	1	-	-	-	-	-	-	-
Andre King	2	1	1	-	-	-	-	-	-	-
Chris Akins	2	2	0	-	-	-	-	-	-	-
Percy Ellsworth	1	1	0	-	-	-	-	-	-	-
Lamar Chapman	1	1	0	-	-	-	-	-	-	-
Jamel White	1	1	0	-	-	-	-	-	-	-
Carl Fair	1	1	0	-	-	-	-	-	-	-
BROWNS TOTALS	181	123	58	0	1	1	0	0	0	0

# 2001 REVIEW

## 2001 PARTICIPATION CHART

	Sea	Det	@Jac	S.D.	(Cin.	Ball	@Cl)	Pit.	@Bal	Cin.	Ter.	@N.E.	Jac.	@G.B.	@Ter.	@Pr.
Chris Akins	N	N	N	N	N	N	N	N	N	N	N	N	X	X	X	X
Brad Bedell	X	X	IA	X	X	X	X	X	X	X	X	X	RG	RG	RG	RG
Shonn Bell	N	N	N	N	N	N	N	N	N	N	PS	N	N	N	N	N
Josh Booty	3RD	3RD	3RD	3RD	3RD	3RD	3RD	3RD	3RD	3RD	3RD	3RD	3RD	3RD	3RD	3RD
Brant Boyer	X	X	X	X	X	X	X	MLB	X	X	X	X	X	X	X	X
Bobby Brown	N	N	N	N	N	N	N	N	N	N	N	N	PS	PS	PS	PS
Courtney Brown	IA	IA	IA	IA	IA	IA	RE	RE	RE	RE	RE	IA	IA	IA	IA	IA
Devin Bush	X	X	N	N	N	N	IR	IR	IR	IR	IR	IR	IR	IR	IR	IR
Mark Campbell	IR	IR	IR	IR	IR	IR	IR	IR	IR	IR	IR	IR	IR	IR	IR	IR
Dysnod Carter	N	N	N	N	PS	PS	IR	PS	PS	PS	IR	X	X	X	X	X
Roger Chanoine	RT	RT	RT	RT	RT	RT	RT	RT	RT	RT	RT	RT	RT	RT	RT	RT
Lamar Chapman	X	IR	IR	IR	IR	IR	IR	IR	IR	IR	IR	IR	IR	IR	IR	IR
DeVone Claybrooks	N	N	N	N	N	N	PS	IA	IA	DNP	DNP	DNP	DNP	IA	IA	IA
Felipe Claybrooks	N	N	N	N	N	N	N	PS	PS	PS	PS	PS	PS	IA	X	X
Stalin Colinet	X	X	X	X	X	X	N	N	N	N	N	N	N	N	N	N
Deka Cooper	N	PS	PS	PS	N	N	N	N	N	N	N	N	N	N	N	N
Tim Couch	QB	QB	QB	QB	QB	QB	QB	QB	QB	QB	QB	QB	QB	QB	QB	QB
JaJuan Dawson	X	X	X	X	X	X	IA	IA	X	X	X	X	X	X	X	X
Phil Dawson	X	X	X	X	X	X	X	X	X	X	X	X	X	X	X	X
Anthony Denman	N	X	IA	IA	IA	IA	X	X	X	X	X	X	X	X	X	X
Rickey Dudley	TE	TE	TE	TE	IR	IR	IR	IR	IR	IR	IR	IR	IR	IR	IR	IR
Chris Eitzmann	N	N	N	N	N	N	N	N	N	N	N	PS	PS	PS	PS	PS
Percy Ellsworth	FS	FS	FS	FS	FS	FS	FS	FS	FS	FS	X	IA	IR	IR	N	N
Carl Fair	PS	PS	PS	PS	PS	PS	PS	PS	PS	PS	PS	PS	N	N	N	N
Scott Frost	X	X	X	X	X	X	X	X	X	X	X	X	N	N	N	N
Corey Fuller	LCB	LCB	LCB	LCB	LCB	LCB	LCB	LCB	LCB	LCB	LCB	LCB	LCB	LCB	LCB	LCB
Chris Gardocki	X	X	X	X	X	X	X	X	X	X	X	X	X	X	X	X
Benjamin Gay	X	X	X	X	X	X	X	X	X	X	X	X	X	X	X	X
Jammi German	IA	IA	X	X	X	IA	X	X	IA	IA	IR	IR	IR	IR	IA	IA
Derrick Ham	N	N	N	N	N	N	N	N	N	N	N	PS	PS	X	X	X
Anthony Henry	X	X	X	X	X	X	X	X	X	X	X	DB	RCP	X	X	X
Kelly Holcomb	DNP	DNP	DNP	DNP	DNP	DNP	DNP	DNP	DNP	DNP	DNP	DNP	DNP	DNP	DNP	DNP
Gaylon Hyder	N	N	N	N	PS	PS	PS	PS	PS	PS	PS	PS	PS	PS	PS	PS
James Jackson	RB	RB	RB	X	RB	RB	RB	RB	DNP	RB	DNP	RB	RB	IR	IR	X
Raymond Jackson	N	X	X	X	X	X	X	X	X	X	X	X	X	X	X	X
Michael Jameson	IR	IR	IR	IR	IR	IR	IR	IR	IR	IR	IR	IR	IR	IR	IR	IR
Brandon Jennings	N	N	N	N	N	IA	N	N	N	N	N	N	N	N	N	N
Kevin Johnson	WR	WR	WR	WR	WR	WR	WR	WR	WR	WR	WR	WR	WR	WR	WR	WR
Tre Johnson	RG	RG	RG	RG	IR	IR	IR	IR	IR	IR	IR	IR	IR	IR	IR	IR
Lenoy Jones	PUP	PUP	PUP	PUP	PUP	PUP	PUP	MLB	IA	X	X	X	X	IA	X	X
Cedric Killings	N	N	N	N	N	IA	IA	N	N	N	N	N	N	N	N	N
Andre King	X	IA	IA	IA	IA	IA	IA	IA	IA	IA	X	X	X	X	X	X
Ryan Kuehl	X	X	X	X	X	X	X	X	X	X	X	X	X	X	X	X
Earl Little	SS	SS	SS	SS	SS	SS	SS	SS	SS	SS	SS	SS	SS	SS	SS	SS
DeVon McCutcheon	RCB	RCB	RCB	RCB	RCB	RCB	RCB	RCB	RCB	RCB	RCB	RCB	X	RCB	RCB	RCB
Keith McKenzie	RE	RE	RE	RE	LE	X	LE	IR	IR	IR	IR	IR	IR	IR	IR	IR
Alvin McKinley	PS	PS	PS	PS	IA	X	IA	DNP	X	DNP	X	DNP	X	X	X	X
Jeremy McKinney	X	X	X	RG	RG	RG	RG	RG	RG	RG	RG	RG	X	X	IA	IA
Richard Mercer	PS	PS	PS	IA	IA	IA	IA	IA	IA	IA	IA	IA	IA	IA	IA	IA
Arnold Miller	IR	IR	IR	IR	IR	IR	IR	IR	IR	IR	IR	IR	IR	IR	IR	IR
Jamir Miller	SLB	SLB	SLB	SLB	SLB	SLB	SLB	SLB	SLB	SLB	SLB	SLB	RE	SLB	SLB	SLB
Barry Minter	X	N	N	N	N	N	N	N	N	N	N	N	N	N	N	N
Rod Monroe	N	N	N	N	IA	IA	IA	IA	X	X	X	X	HB	HB	HB	HB
Earthwind Moreland	N	N	N	N	N	N	PS	IA	X	X	IA	IA	IA	IA	IA	IA
Jake Moreland	N	N	N	N	N	N	N	N	N	N	IA	X	X	X	X	X
Quincy Morgan	WR	WR	WR	WR	WR	X	WR	X	X	X	X	WR	WR	WR	WR	WR
Alvin Morrow	N	N	N	N	N	N	N	N	N	N	N	N	N	IA	N	N
Toby Myles	N	IA	X	DNP	DNP	X	DNP	DNP	IA	N	N	N	N	N	N	N
Dennis Northcutt	IA	IA	IA	X	X	WR	WR	WR	WR	WR	WR	WR	X	DNP	DNP	DNP
Roman Oben	LT	LT	LT	LT	LT	LT	LT	LT	LT	LT	LT	LT	X	LT	LT	LT
Shaun O'Hara	X	X	X	X	X	X	X	X	X	X	X	X	LG	LG	LG	LG
Perry Phenix	N	N	N	N	IA	IA	N	N	N	N	N	N	N	N	N	N
Wall Rainer	MLB	MLB	MLB	MLB	MLB	MLB	MLB	IA	IA	MLB	MLB	MLB	MLB	MLB	MLB	MLB
Tyrone Rogers	X	X	X	X	RE	RE	X	LE	LE	LE	X	LE	LE	LE	LE	LE
Orpheus Royce	LE	LE	LE	LE	X	RTD	RTD	RTD	RTD	RTD	X	IR	IR	IR	IR	IR
Dwayne Rudd	WLB	WLB	WLB	WLB	WLB	WLB	WLB	WLB	WLB	WLB	WLB	WLB	WLB	WLB	WLB	WLB
Tarek Saleh	X	X	X	X	X	X	X	X	X	X	IA	IA	X	X	IR	IR
Lewis Sanders	IR	IR	IR	IR	IR	IR	IR	IR	IR	IR	IR	IR	IR	IR	IR	IR
O.J. Santigo	X	IA	X	IA	TE	TE	TE	TE	TE	TE	TE	N	TE	N	TE	N
Mike Sellers	HB	HB	HB	HB	HB	HB	X	HB	X	HB	HB	HB	IA	IR	IR	IR
Aaron Shea	N	N	N	N	X	N	N	N	N	N	N	N	N	PS	PS	PS
Gannon Shepard	X	N	X	N	N	N	N	N	N	PS	PS	PS	PS	PS	PS	PS
Tony Simmons	IA	X	IA	N	N	N	N	N	N	N	N	N	N	N	N	N
Mark Smith	RTD	RTD	RTD	RTD	RTD	X	X	X	X	RTD	X	RTD	RTD	RTD	RTD	RTD
Marquis Smith	IA	X	X	X	X	X	X	X	X	X	X	X	SLB	SLB	X	IA
Greg Spires	X	X	X	X	X	LE	X	X	X	X	RE	X	X	X	RE	X
Donnie Spragan	N	N	N	PS	PS	PS	N	N	N	N	N	N	N	N	N	N
Marcus Spriggs	IA	IA	IA	IA	IR	IR	IR	IR	IR	IR	IR	IR	IR	IR	IR	IR
Terrance Sykes	IA	N	N	N	N	N	N	N	N	N	N	N	N	N	PS	PS
Mike Thompson	IR	IR	IR	IR	IR	IR	IR	IR	IR	IR	IR	IR	IR	IR	IR	IR
Ross Verba	LG	LG	LG	LG	LG	LG	LG	LG	LG	LG	LG	LG	LT	DNP	DNP	DNP
Gerard Warren	LDT	LDT	LDT	LDT	LDT	LDT	LDT	LDT	LDT	LDT	LDT	LDT	LDT	LDT	LDT	LDT
Jamel White	X	X	X	RB	X	X	X	X	RB	X	RB	X	RB	RB	RB	RB
Dave Wohlbaugh	C	C	C	C	C	C	C	C	C	C	C	C	C	C	C	C
Mark Word	IR	IR	IR	IR	IR	IR	IR	IR	IR	IR	IR	IR	IR	IR	IR	IR
Paul Zukauskas	PS	PS	PS	PS	PS	PS	PS	PS	PS	PS	PS	IA	IA	IA	X	IA

Position abbreviation indicates start; X=played; IA=Inactive; 3rd=3rd QB; DNP=Did Not Play; IR=Injured Reserve; PS=Practice Squad  
 PUP=Physically Unable to Perform; N=Not on Team

# 2001 REVIEW

## STARTING LINEUPS & OFFENSIVE STATISTICS

### OFFENSE

Game	WR	LT	LG	C	RG	RT	TE	WR	QB	RB	HB
SEA	K. Johnson	Oben	Verba	Wohlabaugh	T. Johnson	Chanoine	Dudley	Morgan	Couch	Jackson	Sellers
DET	K. Johnson	Oben	Verba	Wohlabaugh	T. Johnson	Chanoine	Dudley	Shea (TE)	Couch	Jackson	Sellers
@JAC	K. Johnson	Oben	Verba	Wohlabaugh	T. Johnson	Chanoine	Dudley	Morgan	Couch	Jackson	Sellers
SD	K. Johnson	Oben	Verba	Wohlabaugh	McKinney	Chanoine	Dudley	Morgan	Couch	White	Sellers
@CIN	K. Johnson	Oben	Verba	Wohlabaugh	McKinney	Chanoine	Santiago	Morgan	Couch	Jackson	Sellers
BAL	K. Johnson	Oben	Verba	Wohlabaugh	McKinney	Chanoine	Santiago	Northcutt	Couch	Jackson	Sellers
@CHI	K. Johnson	Oben	Verba	Wohlabaugh	McKinney	Chanoine	Santiago	Northcutt	Couch	Jackson	Morgan (WR)
PIT	K. Johnson	Oben	Verba	Wohlabaugh	McKinney	Chanoine	Santiago	Northcutt	Couch	Jackson	Sellers
@BAL	K. Johnson	Oben	Verba	Wohlabaugh	McKinney	Chanoine	Santiago	Northcutt	Couch	White	Shea
CIN	K. Johnson	Oben	Verba	Wohlabaugh	McKinney	Chanoine	Santiago	Northcutt	Couch	Jackson	Shea
TEN	K. Johnson	Oben	Verba	Wohlabaugh	McKinney	Chanoine	Santiago	Northcutt	Couch	White	Shea
@NE	K. Johnson	Oben	Verba	Wohlabaugh	McKinney	Chanoine	Santiago	Northcutt	Couch	Jackson	Shea
JAC	K. Johnson	Verba	O'Hara	Wohlabaugh	Bedell	Chanoine	Santiago	Morgan	Couch	Jackson	White (RB)
@GB	K. Johnson	Verba	O'Hara	Wohlabaugh	Bedell	Chanoine	Santiago	Morgan	Couch	White	Monroe
@TEN	K. Johnson	Oben	O'Hara	Wohlabaugh	Bedell	Chanoine	Santiago	Morgan	Couch	White	Monroe
@PIT	K. Johnson	Verba	O'Hara	Wohlabaugh	Bedell	Chanoine	Santiago	Morgan	Couch	White	Monroe

### DEFENSE

Game	LE	LT	RT	RE	SLB	MLB	WLB	LCB	SS	FS	RCB
SEA	Roye	Warren	M. Smith	McKenzie	Miller	Rainer	Rudd	Fuller	Little	Ellsworth	McCutcheon
DET	Roye	Warren	M. Smith	McKenzie	Miller	Rainer	Rudd	Fuller	Little	Ellsworth	McCutcheon
@JAC	Roye	Warren	M. Smith	McKenzie	Miller	Rainer	Rudd	Fuller	Little	Ellsworth	McCutcheon
SD	Roye	Warren	M. Smith	McKenzie	Miller	Rainer	Rudd	Fuller	Little	Ellsworth	McCutcheon
@CIN	McKenzie	Warren	M. Smith	Rogers	Miller	Rainer	Rudd	Fuller	Little	Ellsworth	McCutcheon
BAL	Spires	Warren	Roye	Rogers	Miller	Rainer	Rudd	Fuller	Little	Ellsworth	McCutcheon
@CHI	McKenzie	Warren	Roye	C. Brown	Miller	Rainer	Rudd	Fuller	Little	Ellsworth	McCutcheon
PIT	Rogers	Warren	Roye	C. Brown	Miller	Boyer	Rudd	Fuller	Little	Ellsworth	McCutcheon
@BAL	Rogers	Warren	Roye	C. Brown	Miller	Jones	Rudd	Fuller	Little	Ellsworth	McCutcheon
CIN	Rogers	Roye	M. Smith	C. Brown	Miller	Rainer	Rudd	Fuller	Little	Bush	McCutcheon
TEN	Rogers	Warren	Roye	C. Brown	Miller	Rainer	Rudd	Fuller	Little	Bush	McCutcheon
@NE	M. Smith	Warren	Henry (DB)	Spires	Miller	Rainer	Rudd	Fuller	Little	Bush	McCutcheon
JAC	Rogers	Warren	Mark Smith	Miller	Marquis Smith	Rainer	Rudd	Fuller	Little	Bush	Henry
@GB	Rogers	Warren	Mark Smith	Miller	Marquis Smith	Rainer	Rudd	Fuller	Little	Bush	McCutcheon
@TEN	Rogers	Warren	Mark Smith	Spires	Miller	Rainer	Rudd	Fuller	Little	Bush	McCutcheon
@PIT	Rogers	Warren	Mark Smith	Spires	Miller	Rainer	Rudd	Fuller	Little	Bush	McCutcheon

\*There was no starter at RT on 12/9 vs. New England. Anthony Henry started at DB in a five defensive back set.

### 2001 BROWNS GAME-BY-GAME OFFENSIVE STATISTICS

OPP	1ST DOWNS			DOWN CONV			RUSHING			PASS			TDs			FGs			PUM			PEN			PUNTS					
	T	R	Pass Pen.	3rd	4th	Net Yds	Plays	Net	Att.	Avg.	Net	Std.	Yds.	Comp.	A	C	TD	INT	R	P	Ret.	M	A	Net	Last	No.	Yds.	Ny	Avg.	POSS.
SEA	13	8	5	0	8/17	0/0	239	61	90	25	3.6	149	3-27	176	33	17	0	1	0	0	0	2	3	0	0	4	43	6	39.3	29:52
DET	17	7	7	3	2/11	0/0	257	60	139	37	3.8	118	3-20	138	20	12	3	2	0	3	0	1	2	0	0	9	50	6	42.0	31:17
@JAC	19	6	13	0	9/16	0/0	321	73	95	36	2.8	226	3-23	249	34	24	0	1	1	0	1	3	2	2	5	47	5	38.4	35:40	
SD	16	5	9	2	5/15	0/0	278	62	97	31	3.1	181	4-22	203	27	14	1	0	1	1	0	2	3	3	1	6	40	6	41.2	30:05
@CIN	15	1	10	4	2/11	1/1	211	50	40	19	2.1	171	3-23	194	28	14	2	0	0	2	0	0	3	1	9	92	8	36.4	23:37	
BAL	10	3	6	1	0/10	1/1	219	49	88	29	3.0	131	2-18	149	18	11	2	0	1	2	0	1	1	0	0	12	78	8	37.0	25:57
@CHI	12	3	8	1	1/10	1/1	261	49	70	23	3.0	191	3-20	211	23	14	2	1	0	2	1	0	0	0	0	9	80	8	28.0	25:10
PIT	15	4	7	1	6/16	0/0	187	63	74	23	3.2	113	7-47	160	33	18	1	0	0	1	0	1	1	2	0	5	45	9	38.2	29:23
@BAL	17	7	7	3	5/14	1/1	232	61	95	30	3.2	137	1-7	144	30	19	0	3	2	0	1	2	2	0	0	7	50	4	33.0	30:45
CIN	14	6	7	1	5/17	1/1	249	69	78	39	2.0	171	3-18	189	27	16	1	2	0	1	0	4	4	4	1	2	25	7	22.7	35:15
TEN	16	4	10	2	2/12	1/2	282	57	65	17	3.4	220	2-7	224	38	24	2	1	0	2	0	0	4	2	7	52	7	38.1	26:33	
@NE	17	6	10	1	6/14	0/0	277	61	50	19	2.6	227	3-17	244	39	20	0	3	0	0	1	3	3	1	1	2	21	5	18.8	27:40
JAC	11	3	8	0	3/11	0/3	220	48	47	15	3.1	173	3-11	184	30	21	0	1	0	0	1	1	1	2	1	5	72	3	27.3	22:47
@GB	16	6	10	0	5/13	0/1	337	63	168	26	5.3	169	4-34	203	33	22	1	3	0	1	0	0	0	2	2	3	35	7	37.0	27:37
@TEN	18	4	13	1	8/14	0/0	409	59	87	29	3.0	322	3-14	336	27	20	3	1	2	3	0	2	2	0	0	3	25	3	37.0	29:16
@PIT	12	5	6	1	1/9	0/1	173	49	68	19	3.6	105	4-45	150	26	13	0	2	1	0	0	0	0	1	1	6	70	7	35.4	25:16
TOTAL	238	78	139	21	68/210	6/12	4152	934	1351	417	3.2	2804	51-353	3154	466	279	18	21	8	18	5	22	25	24	12	94	825	99	34.6	28:16

# 2001 REVIEW

## DEFENSIVE STATISTICS & TEAM SUPERLATIVES

### 2001 BROWNS GAME-BY-GAME DEFENSIVE STATISTICS

OPP	-1ST DOWNS-			-DOWN CONV.-			-RUSHING-			-PASS-			-TDs--			-FGs--			-FUM--			-PEN-			-PUNTS-					
	T	R	Pass Pen.	3rd	4th	Net Yds.	Plays	Net	Att.	Avg.	Net	Skd-Yds	Gross	A	C	TD	INT	R	P	Ret.	M	A	No.	Lost	No.	Yds.	No.	Avg.	POSS.	
SEA	16	7	7	2	6/16	1/2	251	65	101	27	4.2	150	4-28	178	34	20	0	2	0	0	0	3	4	2	0	1	5	4	36.8	30:08
DET	18	5	10	3	1/12	1/1	271	65	82	20	4.1	189	3-23	212	42	22	1	7	0	1	1	0	0	1	0	15	115	5	36.6	28:43
@JAC	14	5	8	1	4/12	0/1	259	58	98	19	5.2	161	2-9	170	37	19	1	2	0	1	1	0	1	2	0	8	63	6	47.8	24:20
SD	15	6	9	0	4/15	1/1	269	64	126	26	4.8	143	1-6	149	37	17	0	0	1	0	0	3	3	3	0	6	30	7	37.1	29:55
@CIN	23	11	9	3	10/20	0/2	400	80	199	42	4.7	201	0-0	201	38	20	1	0	1	1	0	3	4	2	0	10	74	4	38.3	36:23
BAL	21	6	13	2	6/15	1/3	321	79	113	27	4.2	208	7-54	262	45	27	1	2	0	1	0	2	2	2	1	6	49	5	39.4	34:03
CHI	29	6	20	3	7/17	1/3	413	87	99	32	3.1	314	5-43	357	50	30	2	3	1	2	1	0	0	4	1	6	55	5	34.8	37:40
PIT	20	12	7	1	7/16	0/0	428	75	247	41	6.0	181	2-7	188	32	18	0	0	0	0	0	5	6	2	1	2	30	4	42.3	35:59
@BAL	19	5	14	0	6/15	0/3	350	73	108	27	4.0	242	2-19	261	44	23	2	4	0	2	0	1	1	1	1	7	47	2	43.5	29:15
CIN	12	5	6	1	3/14	0/1	191	60	84	24	3.2	107	3-18	125	33	13	0	5	0	0	0	0	2	4	2	5	26	5	43.2	24:45
TEN	14	2	10	2	4/12	0/1	383	58	111	39	2.8	272	0-0	272	19	13	3	0	1	3	0	1	1	2	0	9	72	6	35.0	33:23
@NE	18	5	12	1	4/14	1/2	290	64	81	33	2.5	209	3-9	218	28	19	0	2	2	0	1	2	4	1	0	5	31	4	41.0	32:20
JAC	19	8	10	1	8/18	2/2	282	76	128	33	3.9	154	8-48	202	35	20	1	2	0	1	0	3	3	2	1	9	85	3	31.7	37:13
@GB	17	9	8	0	4/12	0/0	361	61	222	33	6.7	139	0-0	139	28	18	3	0	0	3	1	2	1	1	1	1	5	6	42.5	32:23
@TEN	19	9	11	1	6/12	0/1	452	62	188	35	5.4	264	1-10	274	26	16	2	1	3	2	0	1	1	2	1	6	50	3	36.3	30:44
@PIT	19	11	7	1	8/15	0/0	376	62	221	36	6.1	155	2-14	169	24	14	1	3	2	1	1	0	0	4	0	7	42	5	34.4	34:44
TOTAL	295	112	161	22	88/235	8/23	5297	1089	2208	494	4.5	3089	43-288	3377	552	309	18	33	11	18	6	25	34	35	9	103	779	74	37.7	31:44

### 2001 TEAM SUPERLATIVES

#### MOST POINTS

Browns: 41, at Tennessee 12/30  
Opp: 38, at Tennessee 12/30

#### MOST POINTS IN A QUARTER

Browns: 17, at Baltimore (2nd) 11/18  
at Tennessee (4th) 12/30  
Opp: 17, at New England (2nd) 12/9

#### MOST POINTS IN A HALF

Browns: 24, at Tennessee (1st) 12/30  
Opp: 23, at Green Bay (1ST) 12/23

#### MOST FIRST DOWNS

Browns: 19, at Jacksonville 9/30  
Opp: 29, at Chicago 11/4/01

#### MOST YARDS RUSHING

Browns: 168, at Green Bay 12/23  
Opp: 247, vs. Pittsburgh 11/11

#### MOST RUSHING ATTEMPTS

Browns: 39, vs. Cincinnati 11/25  
Opp: 42, at Cincinnati 10/14

#### MOST NET YARDS PASSING

Browns: 322, at Tennessee 12/30  
Opp: 314, at Chicago 11/4/01

#### MOST COMPLETIONS

Browns: 24, at Jacksonville 9/30  
vs. Tennessee 12/2  
Opp: 30, at Chicago 11/4/01

#### FEWEST POINTS

Browns: 6, vs. Seattle 9/9  
Opp: 0, vs. Cincinnati 11/25

#### FEWEST POINTS IN A HALF

Browns: 0, vs. Jacksonville (1st) 12/16  
at Pittsburgh (2nd) 1/6  
Opp: 0, vs. Detroit (1st) 9/23  
at Jacksonville (1st) 9/30  
Cincinnati (1st and 2nd) 11/25

#### FEWEST FIRST DOWNS

Browns: 11, vs. Baltimore 10/21  
vs. Jacksonville 12/16  
Opp: 12, vs. Cincinnati 11/25

#### FEWEST YARDS RUSHING

Browns: 34, at Cincinnati 10/14  
Opp: 81, at New England 12/9

#### FEWEST RUSHING ATTEMPTS

Browns: 15, vs. Jacksonville 12/16  
Opp: 19, at Jacksonville 9/30

#### FEWEST NET YARDS PASSING

Browns: 105, at Pittsburgh 1/6  
Opp: 107, vs. Cincinnati 11/25

#### FEWEST COMPLETIONS

Browns: 11, vs. Baltimore 10/21  
Opp: 13, vs. Cincinnati 11/25  
vs. Tennessee 12/2



### MOST SACKS BY DEFENSE

Browns: 8, vs. Jacksonville 12/16  
Opp: 7, vs. Pittsburgh 11/11

### MOST TOTAL NET YARDS

Browns: 409, at Tennessee 12/30  
Opp: 452, at Tennessee 12/30

### MOST PENALTIES-YARDS

Browns: 12-78, vs. Baltimore 10/21  
Opp: 15-115, vs. Detroit 9/23

### MOST TIME POSSESSION

Browns: 35:40, at Jacksonville 9/30  
Opp: 37:40, at Chicago 11/4

### FEWEST SACKS BY DEFENSE

Browns: 0, at Cincinnati 10/14  
vs. Tennessee 12/2  
at Green Bay 12/23  
Opp: 1, at Baltimore 11/18  
vs. Tennessee 12/2

### FEWEST TOTAL NET YARDS

Browns: 173, at Pittsburgh 1/6  
Opp: 191, vs. Cincinnati 11/25

### FEWEST PENALTIES-YARDS

Browns: 2-21, at New England 12/9  
Opp: 1-5, vs. Seattle 9/23  
at Green Bay 12/23

### FEWEST TIME POSSESSION

Browns: 22:47, vs. Jacksonville 12/16  
Opp: 24:20, at Jacksonville 9/30

## 2001 INDIVIDUAL GAME SUPERLATIVES

### MOST YARDS RUSHING

Browns: 131, Jamel White at Green Bay 12/23  
Opp: 163, Jerome Bettis vs. Pittsburgh 11/11

### MOST RUSHING ATTEMPTS

Browns: 31, James Jackson vs. Detroit 9/23  
Opp: 31, Corey Dillon at Cincinnati 10/14

### MOST RUSHING TOUCHDOWNS

Browns: 2, Jamel White at Tennessee 12/30  
Opp: 2, Antowain Smith at New England 12/9  
Eddie George at Tennessee 12/30

### MOST YARDS PASSING

Browns: 336, Tim Couch at Tennessee 12/30  
Opp: 357, Shane Matthews at Chicago 11/4

### MOST PASSING ATTEMPTS

Browns: 39, Tim Couch at New England 12/9  
Opp: 50, Shane Matthews at Chicago 11/4

### MOST COMPLETIONS

Browns: 24, Tim Couch at Jacksonville 9/30  
Opp: 30, Shane Matthews at Chicago 11/4

### HIGHEST COMPLETION PERCENTAGE

(Minimum 15 att.)

Browns: 74.1, Tim Couch at Tennessee 12/30  
Opp: 80.0, Elvis Grbac vs. Baltimore 10/21

### MOST TOUCHDOWN PASSES

Browns: 3, Tim Couch (2) vs. Detroit 9/23  
at Tennessee 12/30  
Opp: 3, Steve McNair vs. Tennessee 12/2  
Brett Favre at Green Bay 12/23

### MOST RECEPTIONS

Browns: 9, Jamel White at Green Bay 12/23  
Opp: 9, Jimmy Smith at Jacksonville 9/30

### MOST RECEIVING YARDS

Browns: 153, Kevin Johnson at Cincinnati 10/14  
Opp: 122, Derrick Mason vs. Tennessee 12/2

### MOST TOUCHDOWN RECEPTIONS

Browns: 2, Kevin Johnson vs. Tennessee 12/2  
Opp: 2, Derrick Mason vs. Tennessee 12/2  
Bubba Franks at Green Bay 12/23

### MOST POINTS

Browns: 12, Phil Dawson vs. Cincinnati 11/25  
Kevin Johnson vs. Tennessee 12/2  
Jamel White at Tennessee 12/30  
Opp: 15, Kris Brown vs. Pittsburgh 11/11

### MOST SACKS

Browns: 3.0, Courtney Brown at Chicago 11/4  
Jamir Miller vs. Jacksonville 12/16  
Opp: 3.5, Jason Gildon vs. Pittsburgh 11/11

### MOST INTERCEPTIONS

Browns: 3, Anthony Henry (2) vs. Detroit 9/23  
at Baltimore 11/18  
Opp: 2, Tyrone Williams at Green Bay 12/23  
DeShea Townsend at Pittsburgh 1/6

# 2001 REVIEW

## WEEK-BY-WEEK SUMMARIES

# 1

## SEATTLE SEAHAWKS 9, CLEVELAND BROWNS 6

SEPT. 9, 2001 • CLEVELAND BROWNS STADIUM • ATTENDANCE: 72,318

### STARTING LINEUPS

SEATTLE SEAHAWKS				CLEVELAND BROWNS			
OFFENSE		DEFENSE		OFFENSE		DEFENSE	
TE 89	I. Mili	LDE 70	M. Sinclair	WR 85	K. Johnson	LE 99	O. Roye
LT 71	W. Jones	LDT 90	C. Eaton	LT 72	R. Oben	LT 94	G. Warren
LG 76	S. Hutchinson	RDT 93	J. Randle	LG 77	R. Verba	RT 74	M. Smith
C 61	R. Tobeck	RDE 95	J. Hilliard	C 64	D. Wohlabach	RE 90	K. McKenzie
RG 62	C. Gray	OLB 51	A. Simmons	RG 67	T. Johnson	SLB 95	J. Miller
RT 74	T. Weiner	MLB 99	L. Kirkland	RT 69	R. Chanoine	MLB 58	W. Rainer
TE 86	C. Fauria	OLB 94	C. Brown	TE 82	R. Dudley	WLB 57	D. Rudder
WR 82	D. Jackson	LCB 22	P. Miranda	WR 81	Q. Morgan	LCB 24	C. Fuller
QB 8	M. Hasselbeck	RCB 21	K. Lucas	QB 2	T. Couch	RCB 33	D. McCutcheon
FB 38	M. Strong	SS 25	R. Tongue	RB 29	J. Jackson	SS 20	E. Little
RB 32	R. Watters	FS 31	M. Robertson	HB 44	M. Sellers	FS 43	P. Ellsworth
		1	2	3	4	OT	Total
Seattle Seahawks		0	3	3	3	0	9
Cleveland Browns		0	3	0	3	0	6

### SCORING PLAY

Team	Qtr	Time	Play Description (Extra Point) (Drive Info)	Visitor	Home
Browns	2	10:27	P. Dawson 48 yd. Field Goal (12:36, 6:10)	0	3
Seahawks	2	2:30	R. Lindell 49 yd. Field Goal (7:33, 3:21)	3	3
Seahawks	3	8:17	R. Lindell 23 yd. Field Goal (6:57, 2:44)	6	3
Browns	4	2:14	P. Dawson 22 yd. Field Goal (12:61, 6:25)	6	6
Seahawks	4	0:03	R. Lindell 52 yd. Field Goal (6:19, 2:11)	9	6

### FINAL INDIVIDUAL STATISTICS

SEATTLE SEAHAWKS						
RUSHING	ATT	YDS	AVG	LG	TD	
R. Watters	16	97	6.1	40	0	
S. Alexander	4	3	0.8	8	0	
M. Hasselbeck	6	1	0.2	7	0	
M. Strong	1	0	0.0	0	0	
<b>Total</b>	<b>27</b>	<b>101</b>	<b>3.7</b>	<b>40</b>	<b>0</b>	

PASSING								
	ATT	CMP	YDS	SK/YD	TD	LG	IN	RT
M. Hasselbeck	34	20	178	4/28	0	34	2	48.4
<b>Total</b>	<b>34</b>	<b>20</b>	<b>178</b>	<b>4/28</b>	<b>0</b>	<b>34</b>	<b>2</b>	<b>48.4</b>

PASS RECEIVING						
	NO	YDS	AVG	LG	TD	
D. Jackson	5	17	3.4	7	0	
M. Strong	4	20	5.0	7	0	
K. Robinson	3	44	14.7	22	0	
R. Watters	2	43	21.5	34	0	
I. Mili	2	21	10.5	19	0	
B. Engram	2	18	9.0	11	0	
J. Williams	2	15	7.5	11	0	
<b>Total</b>	<b>20</b>	<b>178</b>	<b>8.9</b>	<b>34</b>	<b>0</b>	

INTERCEPTIONS						
	NO	YDS	AVG	LG	TD	
R. Tongue	1	5	5.0	5	0	
<b>Total</b>	<b>1</b>	<b>5</b>	<b>5.0</b>	<b>5</b>	<b>0</b>	

PUNTING						
	N	YDS	AVG	TB	IN20	LG
J. Feagles	4	188	47.0	2	1	68
<b>Total</b>	<b>4</b>	<b>188</b>	<b>47.0</b>	<b>2</b>	<b>1</b>	<b>68</b>

PUNT RETURNS						
	NO	YDS	AVG	FC	LG	TD
C. Rogers	2	46	23.0	0	31	0
[DOWNED]	1	0	0.0	0	0	0
[OUT OF BOUNDS]	3	0	0.0	0	0	0
<b>Returns</b>	<b>2</b>	<b>46</b>	<b>23.0</b>	<b>0</b>	<b>31</b>	<b>0</b>

KICKOFF RETURNS						
	NO	YDS	AVG	FC	LG	TD
C. Rogers	3	93	31.0	0	49	0

Returns						
	NO	YDS	AVG	FC	LG	TD
<b>Returns</b>	<b>3</b>	<b>93</b>	<b>31.0</b>	<b>0</b>	<b>49</b>	<b>0</b>

OWN							OPP							OUT					
FUMBLES	FUM	REC	YDS	TD	FORCED	REC	YDS	TD	BDS	FUMBLES	FUM	REC	YDS	TD	FORCED	REC	YDS	TD	BDS
K. Robinson	1	0	0	0	0	0	0	0	0	0	0	0	0	0	0	0	0	0	0
J. Williams	0	1	7	0	0	0	0	0	0	0	0	0	0	0	0	0	0	0	0
R. Watters	1	0	0	0	0	0	0	0	0	0	0	0	0	0	0	0	0	0	0
S. Hutchinson	0	1	0	0	0	0	0	0	0	0	0	0	0	0	0	0	0	0	0
<b>Total</b>	<b>2</b>	<b>2</b>	<b>7</b>	<b>0</b>	<b>0</b>	<b>0</b>	<b>0</b>	<b>0</b>	<b>0</b>	<b>0</b>	<b>0</b>	<b>0</b>	<b>0</b>	<b>0</b>	<b>2</b>	<b>0</b>	<b>0</b>	<b>0</b>	<b>0</b>

CLEVELAND BROWNS						
RUSHING	ATT	YDS	AVG	LG	TD	
J. White	10	52	5.2	14	0	
J. Jackson	14	37	2.6	6	0	
T. Couch	1	1	1.0	1	0	
<b>Total</b>	<b>25</b>	<b>90</b>	<b>3.6</b>	<b>14</b>	<b>0</b>	

PASSING								
	ATT	CMP	YDS	SK/YD	TD	LG	IN	RT
T. Couch	33	17	176	3/27	0	31	1	54.6
<b>Total</b>	<b>33</b>	<b>17</b>	<b>176</b>	<b>3/27</b>	<b>0</b>	<b>31</b>	<b>1</b>	<b>54.6</b>

PASS RECEIVING						
	NO	YDS	AVG	LG	TD	
J. Dawson	5	46	9.2	14	0	
K. Johnson	4	51	12.8	28	0	
Q. Morgan	3	46	15.3	31	0	
J. White	3	26	8.7	14	0	
R. Dudley	1	5	5.0	5	0	
M. Sellers	1	2	2.0	2	0	
<b>Total</b>	<b>17</b>	<b>176</b>	<b>10.4</b>	<b>31</b>	<b>0</b>	

INTERCEPTIONS						
	NO	YDS	AVG	LG	TD	
E. Little	1	9	9.0	9	0	
D. McCutcheon	1	0	0.0	0	0	
<b>Total</b>	<b>2</b>	<b>9</b>	<b>4.5</b>	<b>9</b>	<b>0</b>	

PUNTING						
	NO	YDS	AVG	TB	IN20	G
C. Gardocki	6	282	47.0	0	1	58
<b>Total</b>	<b>6</b>	<b>282</b>	<b>47.0</b>	<b>0</b>	<b>1</b>	<b>58</b>

PUNT RETURNS						
	NO	YDS	AVG	FC	LG	TD
L. Chapman	1	1	1.0	0	1	0
[DOWNED]	1	0	0.0	0	0	0
[TOUCHBACK]	2	0	0.0	0	0	0
<b>Returns</b>	<b>1</b>	<b>1</b>	<b>1.0</b>	<b>0</b>	<b>1</b>	<b>0</b>

KICKOFF RETURNS						
	NO	YDS	AVG	FC	LG	TD
A. King	1	21	21.0	0	21	0
J. White	1	11	11.0	0	11	0
O. Santiago	1	-4	-4.0	0	-4	0
[TOUCHBACK]	1	0	0.0	0	0	0
<b>Returns</b>	<b>3</b>	<b>28</b>	<b>9.3</b>	<b>0</b>	<b>21</b>	<b>0</b>

OWN							OPP							OUT					
FUMBLES	FUM	REC	YDS	TD	FORCED	REC	YDS	TD	BDS	FUMBLES	FUM	REC	YDS	TD	FORCED	REC	YDS	TD	BDS
C. Fuller	0	0	0	0	1	0	0	0	0	0	0	0	0	0	0	0	0	0	0
W. Rainer	0	0	0	0	1	0	0	0	0	0	0	0	0	0	0	0	0	0	0
<b>Total</b>	<b>0</b>	<b>0</b>	<b>0</b>	<b>0</b>	<b>2</b>	<b>0</b>	<b>0</b>	<b>0</b>	<b>0</b>	<b>0</b>	<b>0</b>	<b>0</b>	<b>0</b>	<b>0</b>	<b>2</b>	<b>0</b>	<b>0</b>	<b>0</b>	<b>0</b>

DEFENSIVE STATISTICS

Player	TACKLES			TFL	Sacks	Yds	Press.	Ints	Yds	PBU	FUMBLES		
	Total	Solo	Asst.								For.	Rec.	Safties
Dwayne Rudd	8	5	3	-	-	-	-	-	-	-	1	-	-
Gerard Warren	7	6	0	1	1.0	10.0	1	-	-	1	-	-	-
Daylon McCutcheon	7	5	2	-	-	-	-	1	0	-	-	-	-
Brant Boyer	6	2	3	1	-	-	-	-	-	-	-	-	-
Jamir Miller	5	2	3	-	2.0	8.0	2	-	-	1	-	-	-
Earl Little	5	3	1	1	-	-	-	1	9	-	-	-	-
Corey Fuller	4	4	0	-	-	-	-	-	-	3	-	-	-
Wali Rainer	4	2	2	-	-	-	-	-	-	-	-	-	-
Keith McKenzie	4	3	0	1	-	-	1	-	-	-	-	-	-
Orpheus Roye	4	3	0	1	-	-	2	-	-	-	-	-	-
Mark Smith	3	3	0	-	-	-	3	-	-	-	-	-	-
Percy Ellsworth	3	2	1	-	1.0	10.0	-	-	-	-	1	-	-
Stalin Colinet	2	2	0	-	-	-	-	-	-	-	-	-	-
Lamar Chapman	1	1	0	-	-	-	-	-	-	-	-	-	-
Tyrone Rogers	1	1	0	-	-	-	-	-	-	-	-	-	-
Greg Spires	1	0	1	-	-	-	1	-	-	1	-	-	-
Anthony Henry	0	0	0	-	-	-	-	-	-	-	-	-	-
TEAM	0	0	0	-	-	-	-	-	-	-	-	-	-
<b>BROWNS TOTALS</b>	<b>60</b>	<b>44</b>	<b>16</b>	<b>5</b>	<b>4.0</b>	<b>28.0</b>	<b>10</b>	<b>2</b>	<b>9</b>	<b>6</b>	<b>2</b>	<b>0</b>	<b>0</b>

SPECIAL TEAMS TACKLES

Player	TACKLES			FUMBLES		PATs	BLOCKED		TDs	Safties
	Total	Solo	Asst.	For.	Rec.		FGs	Punts		
Lamar Chapman	1	1	0	-	-	-	-	-	-	-
Scott Frost	1	1	0	-	-	-	-	-	-	-
Tarek Saleh	1	1	0	-	-	-	-	-	-	-
Mike Sellers	1	1	0	-	-	-	-	-	-	-
Aaron Shea	1	1	0	-	-	-	-	-	-	-
Brant Boyer	1	0	1	-	-	-	-	-	-	-
Phil Dawson	1	0	1	-	-	-	-	-	-	-
<b>BROWNS TOTAL</b>	<b>7</b>	<b>5</b>	<b>2</b>	<b>0</b>	<b>0</b>	<b>0</b>	<b>0</b>	<b>0</b>	<b>0</b>	<b>0</b>

TEAM STATISTICS

	VISITOR SEAHAWKS	HOME BROWNS
TOTAL FIRST DOWNS	16	13
By Rushing	7	8
By Passing	7	5
By Penalty	2	0
THIRD DOWN EFFICIENCY	6-16-38%	8-17-47%
FOURTH DOWN EFFICIENCY	1-2-50%	0-0-0%
TOTAL NET YARDS	251	239
Total Offensive Plays (inc. times thrown passing)	65	61
Average gain per offensive play	3.9	3.9
NET YARDS RUSHING	101	90
Total Rushing Plays	27	25
Average gain per rushing play	3.7	3.6
Tackles for a loss-number and yards	4-12	0-0
NET YARDS PASSING	150	149
Times thrown - yards lost attempting to pass	4-28	3-27
Gross yards passing	178	176
PASS ATTEMPTS-COMPLETIONS-HAD INTERCEPTED	34-20-2	33-17-1
Avg gain per pass play (inc.# thrown passing)	3.9	4.1
KICKOFFS Number-In End Zone-Touchbacks	4-1-1	3-2-0
PUNTS Number and Average	4-47.0	6-47.0
Had Blocked	0	0
FGs - PATs Had Blocked	0-0	0-0
Net Punting Average	36.8	39.3
TOTAL RETURN YARDAGE (Not Including Kickoffs)	51	10
No. and Yards Punt Returns	2-46	1-1
No. and Yards Kickoff Returns	3-93	3-28
No. and Yards Interception Returns	1-5	2-9
PENALTIES Number and Yards	1-5	4-43
FUMBLES Number and Lost	2-0	0-0
TOUCHDOWNS	0	0
Rushing	0	0
Passing	0	0
EXTRA POINTS Made-Attempts	0-0	0-0
Kicking Made-Attempts	0-0	0-0
FIELD GOALS Made-Attempts	3-4	2-3
RED ZONE EFFICIENCY	0-1-0%	0-1-0%
GOAL TO GO EFFICIENCY	0-0-0%	0-1-0%
SAFETIES	0	0
FINAL SCORE	9	6
TIME OF POSSESSION	30:08	29:52

**2 CLEVELAND BROWNS 24, DETROIT LIONS 14**  
SEPT. 23, 2001 • CLEVELAND BROWNS STADIUM • ATTENDANCE: 73,168

**STARTING LINEUPS**

DETROIT LIONS				CLEVELAND BROWNS			
OFFENSE		DEFENSE		OFFENSE		DEFENSE	
XR 87	J. Morton	LE 91	R. Porcher	WR 85	K. Johnson	LE 99	O. Roye
LT 76	J. Backus	NT 92	S. Rogers	LT 72	R. Oben	LT 94	G. Warren
LG 73	S. McDougle	UT 94	L. Ellis	LG 77	R. Verba	RT 74	M. Smith
C 79	E. Beverly	RE 97	T. Scroggins	C 64	D. Wohlabaugh	RE 90	K. McKenzie
RG 66	B. Stai	LOLB 55	A. Aldridge	RG 67	T. Johnson	SLB 95	J. Miller
RT 71	A. Gibson	MLB 57	S. Boyd	RT 69	R. Chanoine	MLB 58	W. Rainer
TE 86	D. Sloan	ROLB 50	C. Claiborne	TE 32	R. Dudley	WLB 57	D. Rudd
ZR 82	G. Crowell	LCB 24	T. Lyght	TE 80	A. Shea	LCB 24	C. Fuller
QB 14	T. Detmer	RCB 23	T. Fair	QB 2	T. Couch	RCB 33	D. McCutcheon
HB 34	J. Stewart	FS 39	L. Campbell	RB 29	J. Jackson	SS 20	E. Little
FB 30	C. Schlesinger	SS 28	R. Rice	HB 44	M. Sellers	FS 43	P. Ellsworth

	1	2	3	4	OT	Total
Detroit Lions	0	0	7	7	0	14
Cleveland Browns	7	7	10	0	0	24

**SCORING PLAY**

Team	Qtr	Time	Play Description (Extra Point) (Drive Info)	Visitor	Home
Browns	1	8:55	K. Johnson 4 yd. pass from T. Couch (P. Dawson kick) (7-57, 2:50)	0	7
Browns	2	13:21	S. O'Hara 2 yd. pass from T. Couch (P. Dawson kick) (6-53, 3:36)	0	14
Browns	3	11:36	P. Dawson 33 yd. Field Goal (4-2, 0:49)	0	17
Lions	3	7:26	T. Fair 26 yd. interception return (J. Hanson kick)	7	17
Browns	3	4:25	Q. Morgan 34 yd. pass from T. Couch (P. Dawson kick) (1-34, 0:07)	7	24
Lions	4	11:25	J. Morton 14 yd. pass from T. Detmer (J. Hanson kick) (9-84, 4:13)	14	24

**FINAL INDIVIDUAL STATISTICS**

DETROIT LIONS					
RUSHING	ATT	YDS	AVG	LG	TD
J. Stewart	17	71	4.2	19	0
G. Crowell	1	6	6.0	6	0
T. Detmer	2	5	2.5	4	0
<b>Total</b>	<b>20</b>	<b>82</b>	<b>4.1</b>	<b>19</b>	<b>0</b>

DETROIT LIONS							
PASSING	ATT	CMP	YDS	SK/YD	TD	LG	IN RT
T. Detmer	42	22	212	3/23	1	26	7 35.1
<b>Total</b>	<b>42</b>	<b>22</b>	<b>212</b>	<b>3/23</b>	<b>1</b>	<b>26</b>	<b>7 35.1</b>

DETROIT LIONS					
PASS RECEIVING	NO	YDS	AVG	LG	TD
J. Morton	6	100	16.7	26	1
C. Schlesinger	5	37	7.4	16	0
G. Crowell	4	34	8.5	11	0
J. Stewart	4	16	4.0	9	0
L. Foster	3	25	8.3	11	0
<b>Total</b>	<b>22</b>	<b>212</b>	<b>9.6</b>	<b>26</b>	<b>1</b>

DETROIT LIONS					
INTERCEPTIONS	NO	YDS	AVG	LG	TD
T. Fair	1	26	26.0	26	1
R. Bailey	1	0	0.0	0	0
<b>Total</b>	<b>2</b>	<b>26</b>	<b>13.0</b>	<b>26</b>	<b>1</b>

DETROIT LIONS						
PUNTING	N	YDS	AVG	TB	IN20	LG
J. Jett	5	218	43.6	1	0	51
<b>Total</b>	<b>5</b>	<b>218</b>	<b>43.6</b>	<b>1</b>	<b>0</b>	<b>51</b>

DETROIT LIONS						
PUNT RETURNS	NO	YDS	AVG	FC	LG	TD
D. Howard	3	8	2.7	0	5	0
[DOWNED]	3	0	0.0	0	0	0
<b>Returns</b>	<b>3</b>	<b>8</b>	<b>2.7</b>	<b>0</b>	<b>5</b>	<b>0</b>

DETROIT LIONS						
KICKOFF RETURNS	NO	YDS	AVG	FC	LG	TD
D. Howard	5	128	25.6	0	37	0
<b>Returns</b>	<b>5</b>	<b>128</b>	<b>25.6</b>	<b>0</b>	<b>37</b>	<b>0</b>

DETROIT LIONS														
OWN				OPP				OUT						
FUMBLES	FUM	REC	YDS	TD	FORCED	REC	YDS	TD	BDS	FUM	REC	YDS	TD	BDS
G. Crowell	1	1	0	0	0	0	0	0	0	0	0	0	0	0
<b>Total</b>	<b>1</b>	<b>1</b>	<b>0</b>	<b>0</b>	<b>0</b>	<b>0</b>	<b>0</b>	<b>0</b>	<b>0</b>	<b>0</b>	<b>0</b>	<b>0</b>	<b>0</b>	<b>0</b>

CLEVELAND BROWNS					
RUSHING	ATT	YDS	AVG	LG	TD
J. Jackson	31	124	4.0	17	0
J. White	3	15	5.0	16	0
T. Couch	3	0	0.0	4	0
<b>Total</b>	<b>37</b>	<b>139</b>	<b>3.8</b>	<b>17</b>	<b>0</b>

CLEVELAND BROWNS							
PASSING	ATT	CMP	YDS	SK/YD	TD	LG	IN RT
T. Couch	20	12	138	3/20	3	34	2 80.8
<b>Total</b>	<b>20</b>	<b>12</b>	<b>138</b>	<b>3/20</b>	<b>3</b>	<b>34</b>	<b>2 80.8</b>

CLEVELAND BROWNS					
PASS RECEIVING	NO	YDS	AVG	LG	TD
K. Johnson	4	26	6.5	9	1
Q. Morgan	2	38	19.0	34	1
R. Dudley	2	37	18.5	19	0
M. Sellers	1	28	28.0	28	0
J. White	1	4	4.0	4	0
J. Dawson	1	3	3.0	3	0
S. O'Hara	1	2	2.0	2	1
<b>Total</b>	<b>12</b>	<b>138</b>	<b>11.5</b>	<b>34</b>	<b>3</b>

CLEVELAND BROWNS					
INTERCEPTIONS	NO	YDS	AVG	LG	TD
A. Henry	3	58	19.3	53	0
P. Ellsworth	1	19	19.0	19	0
C. Fuller	1	1	1.0	1	0
E. Little	1	0	0.0	0	0
J. Miller	1	0	0.0	0	0
<b>Total</b>	<b>7</b>	<b>78</b>	<b>11.1</b>	<b>53</b>	<b>0</b>

CLEVELAND BROWNS						
PUNTING	NO	YDS	AVG	TB	IN20	G
C. Gardocki	6	260	43.3	0	4	50
<b>Total</b>	<b>6</b>	<b>260</b>	<b>43.3</b>	<b>0</b>	<b>4</b>	<b>50</b>

CLEVELAND BROWNS						
PUNT RETURNS	NO	YDS	AVG	FC	LG	TD
K. Johnson	2	15	7.5	2	11	0
[TOUCHBACK]	1	0	0.0	0	0	0
<b>Returns</b>	<b>2</b>	<b>15</b>	<b>7.5</b>	<b>2</b>	<b>11</b>	<b>0</b>

CLEVELAND BROWNS						
KICKOFF RETURNS	NO	YDS	AVG	FC	LG	TD
B. Gay	2	39	19.5	0	26	0
J. White	1	22	22.0	0	22	0
<b>Returns</b>	<b>3</b>	<b>61</b>	<b>20.3</b>	<b>0</b>	<b>26</b>	<b>0</b>

CLEVELAND BROWNS														
OWN				OPP				OUT						
FUMBLES	FUM	REC	YDS	TD	FORCED	REC	YDS	TD	BDS	FUM	REC	YDS	TD	BDS
McCutcheon	0	0	0	0	1	0	0	0	0	0	0	0	0	0
<b>Total</b>	<b>0</b>	<b>0</b>	<b>0</b>	<b>0</b>	<b>1</b>	<b>0</b>	<b>0</b>	<b>0</b>	<b>0</b>	<b>0</b>	<b>0</b>	<b>0</b>	<b>0</b>	<b>0</b>

# 2001 REVIEW

## WEEK-BY-WEEK SUMMARIES

### DEFENSIVE STATISTICS

Player	TACKLES											FUMBLES		
	Total	Solo	Asst.	TFL	Sacks	Yds	Press.	Ints	Yds	PBU	For.	Rec.	Safties	
Wali Rainer	10	5	5	-	-	-	1	-	-	2	-	-	-	
Dwayne Rudd	7	5	2	-	-	-	-	-	-	-	-	-	-	
Jamir Miller	7	4	2	1	-	-	-	1	0	-	-	-	-	
Corey Fuller	7	5	2	-	-	-	2	-	1	2	-	-	-	
Percy Ellsworth	7	5	2	-	-	-	-	1	19	-	-	-	-	
Daylon McCutcheon	6	6	0	-	-	-	-	-	-	-	-	-	-	
Brant Boyer	5	3	2	-	-	-	-	-	-	1	-	-	-	
Earl Little	4	1	3	-	-	-	-	1	0	1	-	-	-	
Keith McKenzie	3	3	0	-	1.0	10.0	4	-	-	-	-	-	-	
Orpheus Roye	3	2	1	-	-	-	-	-	-	-	-	-	-	
Gerard Warren	2	2	0	-	-	-	2	-	-	-	-	-	-	
Stalin Colinet	2	1	1	-	-	-	-	1	-	-	-	-	-	
Greg Spires	2	1	1	-	1.0	6.0	-	-	-	-	-	-	-	
Devin Bush	1	1	0	-	-	-	-	-	-	-	-	-	-	
Mark Smith	0	0	0	-	-	-	7	-	-	-	-	-	-	
Tyrone Rogers	0	0	0	-	1.0	7.0	-	-	-	-	-	-	-	
Anthony Henry	0	0	0	-	-	-	-	3	58	-	-	-	-	
Raymond Jackson	0	0	0	-	-	-	-	-	-	-	-	-	-	
<b>BROWNS TOTALS</b>	<b>65</b>	<b>44</b>	<b>21</b>	<b>1</b>	<b>3.0</b>	<b>23.0</b>	<b>17</b>	<b>7</b>	<b>78</b>	<b>6</b>	<b>0</b>	<b>0</b>	<b>0</b>	

### SPECIAL TEAMS TACKLES

Player	TACKLES			FUMBLES		PATs	BLOCKED		TDs	Safties
	Total	Solo	Asst.	For.	Rec.		FGs	Punts		
Brant Boyer	3	1	2	-	-	-	-	-	-	-
Mike Sellers	2	2	0	-	-	-	-	-	-	-
Aaron Shea	2	2	0	-	-	-	-	-	-	-
Raymond Jackson	1	0	1	-	-	-	-	-	-	-
Anthony Henry	1	1	0	-	-	-	-	-	-	-
Marquis Smith	1	1	0	-	-	-	-	-	-	-
Tarek Saleh	1	0	1	-	-	-	-	-	-	-
Dwayne Rudd	1	1	0	-	-	-	-	-	-	-
Anthony Denman	1	0	1	-	-	-	-	-	-	-
<b>BROWNS TOTAL</b>	<b>13</b>	<b>8</b>	<b>5</b>	<b>0</b>	<b>0</b>	<b>0</b>	<b>0</b>	<b>0</b>	<b>0</b>	<b>0</b>

### TEAM STATISTICS

	VISITOR LIONS	HOME BROWNS
TOTAL FIRST DOWNS	18	17
By Rushing	5	7
By Passing	10	7
By Penalty	3	3
THIRD DOWN EFFICIENCY	1-12-8%	2-11-18%
FOURTH DOWN EFFICIENCY	1-1-100%	0-0-0%
TOTAL NET YARDS	271	257
Total Offensive Plays (inc. times thrown passing)	65	60
Average gain per offensive play	4.2	4.3
NET YARDS RUSHING	82	139
Total Rushing Plays	20	37
Average gain per rushing play	4.1	3.8
Tackles for a loss-number and yards	1-1	4-9
NET YARDS PASSING	189	118
Times thrown - yards lost attempting to pass	3-23	3-20
Gross yards passing	212	138
PASS ATTEMPTS-COMPLETIONS-HAD INTERCEPTED	42-22-7	20-12-2
Avg gain per pass play (inc.# thrown passing)	4.2	5.1
KICKOFFS Number-In End Zone-Touchbacks	3-0-0	5-3-0
PUNTS Number and Average	5-43.6	6-43.3
Had Blocked	0	0
FGs - PATs Had Blocked	0-0	0-0
Net Punting Average	36.6	42.0
TOTAL RETURN YARDAGE (Not Including Kickoffs)	34	93
No. and Yards Punt Returns	3-8	2-15
No. and Yards Kickoff Returns	5-128	3-61
No. and Yards Interception Returns	2-26	7-78
PENALTIES Number and Yards	15-115	9-50
FUMBLES Number and Lost	1-0	0-0
TOUCHDOWNS	2	3
Rushing	0	0
Passing	1	3
Interceptions	1	0
EXTRA POINTS Made-Attempts	2-2	3-3
Kicking Made-Attempts	2-2	3-3
FIELD GOALS Made-Attempts	0-0	1-2
RED ZONE EFFICIENCY	1-1-100%	2-4-50%
GOAL TO GO EFFICIENCY	0-0-0%	2-2-100%
SAFTIES	0	0
FINAL SCORE	14	24
TIME OF POSSESSION	28:43	31:17

# 2001 REVIEW

## WEEK-BY-WEEK SUMMARIES

### 3 CLEVELAND BROWNS 23, JACKSONVILLE JAGUARS 14

SEPT. 30, 2001 • ALLTELL STADIUM • ATTENDANCE: 57,875

#### STARTING LINEUPS

CLEVELAND BROWNS				JACKSONVILLE JAGUARS			
OFFENSE		DEFENSE		OFFENSE		DEFENSE	
WR 85	K. Johnson	LE 99	O. Roye	WR 82	Ji. Smith	LE 97	R. Wynn
LT 72	R. Oben	LT 94	G. Warren	LT 64	A. Koch	LT 96	G. Walker
LG 77	R. Verba	RT 74	M. Smith	LG 63	B. Meester	RT 91	S. Payne
C 64	D. Wohlabaugh	RE 90	K. McKenzie	C 73	Je. Smith	RE 95	P. Spicer
RG 67	T. Johnson	SLB 95	J. Miller	RG 77	Z. Wiegert	SLB 51	K. Hardy
RT 69	R. Chanoine	MLB 58	W. Rainer	RT 74	M. Williams	MLB 56	H. Nickerson
TE 82	R. Dudley	WLB 57	D. Rudd	TE 80	K. Brady	WLB 53	T. Slaughter
WR 81	Q. Morgan	LCB 24	C. Fuller	WR 87	K. McCardell	LCB 25	F. Bryant
QB 2	T. Couch	RCB 33	D. McCutcheon	QB 8	M. Brunell	RCB 21	A. Beasley
RB 29	J. Jackson	SS 20	E. Little	RB 34	S. Mack	SS 26	A. Battles
HB 44	M. Sellers	FS 43	P. Ellsworth	TE 88	D. Jones	FS 32	M. McCree

	1	2	3	4	OT	Total
Cleveland Browns	3	10	0	10	0	23
Jacksonville Jaguars	0	0	14	0	0	14

#### SCORING PLAY

Team	Qtr	Time	Play Description (Extra Point) (Drive Info)	Visitor	Home
Browns	1	11:12	P. Dawson 35 yd. Field Goal (4--3, 1:10)	3	0
Browns	2	3:18	J. White 4 yd. run (P. Dawson kick) (19-80, 10:14)	10	0
Browns	2	0:11	P. Dawson 28 yd. Field Goal (8-22, 1:35)	13	0
Jaguars	3	9:43	K. McCardell 8 yd. pass from J. Quinn (M. Hollis kick) (9-69, 5:17)	13	7
Jaguars	3	8:53	A. Beasley 40 yd. fumble return (M. Hollis kick)	13	14
Browns	4	5:13	P. Dawson 30 yd. Field Goal (11-66, 6:19)	16	14
Browns	4	0:35	D. McCutcheon 32 yd. interception return (P. Dawson kick)	23	14

#### FINAL INDIVIDUAL STATISTICS

CLEVELAND BROWNS							JACKSONVILLE JAGUARS												
RUSHING	ATT	YDS	AVG	LG	TD		RUSHING	ATT	YDS	AVG	LG	TD							
J. White	23	64	2.8	9	1		S. Mack	17	93	5.5	15	0							
J. Jackson	10	18	1.8	7	0		J. Quinn	2	5	2.5	5	0							
T. Couch	3	13	4.3	7	0														
<b>Total</b>	<b>36</b>	<b>95</b>	<b>2.6</b>	<b>9</b>	<b>1</b>		<b>Total</b>	<b>19</b>	<b>98</b>	<b>5.2</b>	<b>15</b>	<b>0</b>							
PASSING	ATT	CMP	YDS	SK/YD	TD	LG	INT	PASSING	ATT	CMP	YDS	SK/YD	TD	LG	INT				
T. Couch	34	24	249	3/23	0	23	1	79.2	J. Quinn	30	15	136	1/4	1	24	1			
<b>Total</b>	<b>34</b>	<b>24</b>	<b>249</b>	<b>3/23</b>	<b>0</b>	<b>23</b>	<b>1</b>	<b>79.2</b>	M. Brunell	7	4	34	1/5	0	14	1			
									<b>Total</b>	<b>37</b>	<b>19</b>	<b>170</b>	<b>2/9</b>	<b>1</b>	<b>24</b>	<b>2</b>			
PASS RECEIVING	NO	YDS	AVG	LG	TD		PASS RECEIVING	NO	YDS	AVG	LG	TD							
K. Johnson	6	80	13.3	23	0		Ji. Smith	9	88	9.8	24	0							
J. White	5	26	5.2	11	0		S. Mack	3	18	6.0	9	0							
J. German	3	34	11.3	18	0		K. McCardell	2	17	8.5	9	1							
J. Dawson	3	33	11.0	16	0		S. Dawkins	2	8	4.0	6	0							
R. Dudley	3	10	3.3	5	0		D. Jones	1	16	16.0	16	0							
Q. Morgan	2	32	16.0	22	0		K. Brady	1	14	14.0	14	0							
M. Sellers	1	18	18.0	18	0		P. Washington	1	9	9.0	9	0							
J. Jackson	1	16	16.0	16	0		<b>Total</b>	<b>19</b>	<b>170</b>	<b>8.9</b>	<b>24</b>	<b>1</b>							
<b>Total</b>	<b>24</b>	<b>249</b>	<b>10.4</b>	<b>23</b>	<b>0</b>														
INTERCEPTIONS	NO	YDS	AVG	LG	TD		INTERCEPTIONS	NO	YDS	AVG	LG	TD							
D. McCutcheon	1	32	32.0	32	1		A. Battles	1	0	0.0	0	0							
O. Roye	1	0	0.0	0	0		<b>Total</b>	<b>1</b>	<b>0</b>	<b>0.0</b>	<b>0</b>	<b>0</b>							
<b>Total</b>	<b>2</b>	<b>32</b>	<b>16.0</b>	<b>32</b>	<b>1</b>														
PUNTING	N	YDS	AVG	TB	IN20	LG	PUNTING	NO	YDS	AVG	TB	IN20	G						
C. Gardocki	5	192	38.4	0	2	49	C. Hanson	6	287	47.8	1	1	55						
<b>Total</b>	<b>5</b>	<b>192</b>	<b>38.4</b>	<b>0</b>	<b>2</b>	<b>49</b>	<b>Total</b>	<b>6</b>	<b>287</b>	<b>47.8</b>	<b>1</b>	<b>1</b>	<b>55</b>						
PUNT RETURNS	NO	YDS	AVG	FC	LG	TD	PUNT RETURNS	NO	YDS	AVG	FC	LG	TD						
K. Johnson	2	24	12.0	1	17	0	D. Gibson	3	12	4.0	1	13	0						
R. Jackson	1	43	43.0	0	43	0	[OUT OF BOUNDS]	1	0	0.0	0	0	0						
[OUT OF BOUNDS]	1	0	0.0	0	0	0	<b>Returns</b>	<b>3</b>	<b>12</b>	<b>4.0</b>	<b>1</b>	<b>13</b>	<b>0</b>						
[TOUCHBACK]	1	0	0.0	0	0	0	<b>KICKOFF RETURNS</b>	<b>NO</b>	<b>YDS</b>	<b>AVG</b>	<b>FC</b>	<b>LG</b>	<b>TD</b>						
Returns	3	67	22.3	1	43	0	B. Gay	2	27	13.5	0	24	0						
<b>KICKOFF RETURNS</b>	<b>NO</b>	<b>YDS</b>	<b>AVG</b>	<b>FC</b>	<b>LG</b>	<b>TD</b>	J. White	1	19	19.0	0	19	0						
B. Gay	2	27	13.5	0	24	0	Returns	3	46	15.3	0	24	0						
J. White	1	19	19.0	0	19	0	<b>FUMBLES</b>	<b>OWN</b>	<b>OPP</b>	<b>OUT</b>	<b>FUM</b>	<b>REC</b>	<b>YDS</b>	<b>TD</b>	<b>FORCED</b>	<b>REC</b>	<b>YDS</b>	<b>TD</b>	<b>BDS</b>
Returns	3	46	15.3	0	24	0	J. Miller	1	1	0	0	0	0	0	0	0	0	0	0
							J. White	1	0	0	0	0	0	0	0	0	0	0	0
							T. Couch	1	0	-3	0	0	0	0	0	0	0	0	0
<b>Total</b>	<b>2</b>	<b>0</b>	<b>-3</b>	<b>0</b>	<b>1</b>	<b>0</b>	<b>Total</b>	<b>2</b>	<b>2</b>	<b>21</b>	<b>0</b>	<b>1</b>	<b>2</b>	<b>40</b>	<b>1</b>	<b>0</b>	<b>0</b>	<b>0</b>	<b>0</b>

# 2001 REVIEW

## WEEK-BY-WEEK SUMMARIES

### DEFENSIVE STATISTICS

Player	TACKLES				TFL	Sacks	Yds	Press.	Ints	Yds	PBU	FUMBLES		
	Total	Solo	Asst.									For.	Rec.	Safties
Dwayne Rudd	10	7	3	-	-	-	-	-	-	-	-	-	-	-
Percy Ellsworth	9	3	6	-	-	-	-	-	-	-	-	-	-	-
Corey Fuller	8	7	1	-	-	-	-	-	-	1	-	-	-	-
Earl Little	6	6	0	-	-	-	-	-	-	-	-	-	-	-
Jamir Miller	6	3	3	-	2.0	9.0	3	-	-	-	-	-	-	-
Brant Boyer	5	5	0	-	-	-	-	-	-	-	-	-	-	-
Wali Rainer	4	1	3	-	-	-	-	-	-	-	-	-	-	-
Daylon McCutcheon	3	1	2	-	-	-	-	1	32	2	-	-	-	-
Gerard Warren	2	1	1	-	-	-	-	-	-	-	-	-	-	-
Greg Spires	1	1	0	-	-	-	4	-	-	-	-	-	-	-
Anthony Henry	1	1	0	-	-	-	-	-	-	-	-	-	-	-
Keith McKenzie	0	-	-	-	-	-	10	-	-	1	-	-	-	-
Orpheus Roye	0	-	-	-	-	-	2	1	0	-	-	-	-	-
Mark Smith	0	-	-	-	-	-	1	-	-	1	-	-	-	-
Stalin Colinet	0	-	-	-	-	-	-	-	-	-	-	-	-	-
Tyrone Rogers	0	-	-	-	-	-	-	-	-	-	-	-	-	-
Devin Bush	0	-	-	-	-	-	-	-	-	-	-	-	-	-
<b>BROWNS TOTALS</b>	<b>55</b>	<b>36</b>	<b>19</b>	<b>0</b>	<b>2.0</b>	<b>9.0</b>	<b>20</b>	<b>2</b>	<b>32</b>	<b>5</b>	<b>0</b>	<b>0</b>	<b>0</b>	<b>0</b>

### SPECIAL TEAMS TACKLES

Player	TACKLES			FUMBLES		PATs	BLOCKED			Safties
	Total	Solo	Asst.	For.	Rec.		FGs	Punts	TDs	
Anthony Henry	4	4	0	-	-	-	-	-	-	-
Brant Boyer	4	3	1	-	-	-	-	-	-	-
Tarek Saleh	3	2	1	-	-	-	-	-	-	-
Mike Sellers	2	2	0	-	-	-	-	-	-	-
Marquis Smith	1	0	1	-	-	-	-	-	-	-
Devin Bush	1	1	0	-	-	-	-	-	-	-
<b>BROWNS TOTAL</b>	<b>15</b>	<b>12</b>	<b>3</b>	<b>0</b>	<b>0</b>	<b>0</b>	<b>0</b>	<b>0</b>	<b>0</b>	<b>0</b>

### TEAM STATISTICS

	VISITOR BROWNS	HOME JAGUARS
TOTAL FIRST DOWNS	19	14
By Rushing	6	5
By Passing	13	8
By Penalty	0	1
THIRD DOWN EFFICIENCY	9-16-56%	4-12-33%
FOURTH DOWN EFFICIENCY	0-0-0%	0-1-0%
TOTAL NET YARDS	321	259
Total Offensive Plays (inc. times thrown passing)	73	58
Average gain per offensive play	4.4	4.5
NET YARDS RUSHING	95	98
Total Rushing Plays	36	19
Average gain per rushing play	2.6	5.2
Tackles for a loss-number and yards	5-6	0-0
NET YARDS PASSING	226	161
Times thrown - yards lost attempting to pass	3-23	2-9
Gross yards passing	249	170
PASS ATTEMPTS-COMPLETIONS-HAD INTERCEPTED	34-24-1	37-19-2
Avg gain per pass play (inc.# thrown passing)	6.1	4.1
KICKOFFS Number-In End Zone-Touchbacks	6-1-0	3-0-0
PUNTS Number and Average	5-38.4	6-47.8
Had Blocked	0	0
FGs - PATs Had Blocked	0-0	0-0
Net Punting Average	36.0	33.3
TOTAL RETURN YARDAGE (Not Including Kickoffs)	99	12
No. and Yards Punt Returns	3-67	3-12
No. and Yards Kickoff Returns	3-46	6-98
No. and Yards Interception Returns	2-32	1-0
PENALTIES Number and Yards	5-47	8-63
FUMBLES Number and Lost	2-2	2-0
TOUCHDOWNS	2	2
Rushing	1	0
Passing	0	1
Interceptions	1	0
Fumbles	0	1
EXTRA POINTS Made-Attempts	2-2	2-2
Kicking Made-Attempts	2-2	2-2
FIELD GOALS Made-Attempts	3-3	0-1
RED ZONE EFFICIENCY	1-4-25%	1-1-100%
GOAL TO GO EFFICIENCY	0-0-0%	0-0-0%
SAFETIES	0	0
FINAL SCORE	23	14
TIME OF POSSESSION	35:40	24:20

**4 CLEVELAND BROWNS 20, SAN DIEGO CHARGERS 16**  
OCTOBER 7, 2001 • CLEVELAND BROWNS STADIUM • ATTENDANCE: 73,018

**STARTING LINEUPS**

SAN DIEGO CHARGERS				CLEVELAND BROWNS			
OFFENSE		DEFENSE		OFFENSE		DEFENSE	
WR 81 J. Graham	LE 75 M. Wiley	WR 85 K. Johnson	LE 99 O. Roye	WR 85 K. Johnson	LE 99 O. Roye	WR 85 K. Johnson	LE 99 O. Roye
LT 77 D. McIntosh	LT 96 L. Carson	LT 72 R. Oben	LT 94 G. Warren	LT 72 R. Oben	LT 94 G. Warren	LT 72 R. Oben	LT 94 G. Warren
LG 74 R. Roundtree	RT 97 J. Parrrella	LG 77 R. Verba	RT 74 M. Smith	LG 77 R. Verba	RT 74 M. Smith	LG 77 R. Verba	RT 74 M. Smith
C 64 K. Jacox	RE 99 R. Johnson	C 64 D. Wohlabaugh	RE 90 K. McKenzie	C 64 D. Wohlabaugh	RE 90 K. McKenzie	C 64 D. Wohlabaugh	RE 90 K. McKenzie
RG 71 D. Graham	SLB 51 G. Dixon	RG 66 J. McKinney	SLB 95 J. Miller	RG 66 J. McKinney	SLB 95 J. Miller	RG 66 J. McKinney	SLB 95 J. Miller
RT 70 V. Parker	MLB 56 O. Ruff	RT 69 R. Chanoine	MLB 58 W. Rainer	RT 69 R. Chanoine	MLB 58 W. Rainer	RT 69 R. Chanoine	MLB 58 W. Rainer
TE 88 F. Jones	WLB 55 J. Seau	TE 82 R. Dudley	WLB 57 D. Rudd	TE 82 R. Dudley	WLB 57 D. Rudd	TE 82 R. Dudley	WLB 57 D. Rudd
WR 80 C. Conway	LCB 25 A. Molden	WR 81 Q. Morgan	LCB 24 C. Fuller	WR 81 Q. Morgan	LCB 24 C. Fuller	WR 81 Q. Morgan	LCB 24 C. Fuller
QB 7 D. Flutie	RCB 47 R. McNeil	QB 2 T. Couch	RCB 33 D. McCutcheon	QB 2 T. Couch	RCB 33 D. McCutcheon	QB 2 T. Couch	RCB 33 D. McCutcheon
FB 44 F. McCrary	SS 37 R. Harrison	RB 30 J. White	SS 20 E. Little	RB 30 J. White	SS 20 E. Little	RB 30 J. White	SS 20 E. Little
RB 21 L. Tomlinson	FS 42 R. Beckett	HB 44 M. Sellers	FS 43 P. Ellsworth	HB 44 M. Sellers	FS 43 P. Ellsworth	HB 44 M. Sellers	FS 43 P. Ellsworth
San Diego Chargers		1	2	3	4	OT	Total
Cleveland Browns		3	0	7	6	0	16
		0	10	0	10	0	20

**SCORING PLAY**

Team	Qtr	Time	Play Description (Extra Point) (Drive Info)	Visitor	Home
Chargers	1	3:16	W. Richey 22 yd. Field Goal (10-51, 6:15)	3	0
Browns	2	14:30	P. Dawson 31 yd. Field Goal (10-45, 3:46)	3	3
Browns	2	0:33	J. Jackson 12 yd. run (P. Dawson kick) (15-86, 8:00)	3	10
Chargers	3	13:53	L. Tomlinson 2 yd. run (W. Richey kick) (3-68, 1:07)	10	10
Chargers	4	10:23	W. Richey 21 yd. Field Goal (15-59, 7:11)	13	10
Chargers	4	8:32	W. Richey 38 yd. Field Goal (4-5, 1:31)	16	10
Browns	4	4:58	P. Dawson 27 yd. Field Goal (8-54, 3:34)	16	13
Browns	4	1:15	K. Johnson 19 yd. pass from T. Couch (P. Dawson kick) (8-50, 2:37)	16	20

**FINAL INDIVIDUAL STATISTICS**

SAN DIEGO CHARGERS						
RUSHING	ATT	YDS	AVG	LG	TD	
L. Tomlinson	19	102	5.4	54	1	
D. Flutie	3	9	3.0	11	0	
T. Dwight	1	8	8.0	8	0	
T. Fletcher	1	5	5.0	5	0	
C. Conway	2	2	1.0	5	0	
<b>Total</b>	<b>26</b>	<b>126</b>	<b>4.8</b>	<b>54</b>	<b>1</b>	

SAN DIEGO CHARGERS						
PASSING	ATT	CMP	YDS	SK/YD	TD	LG
D. Flutie	37	17	149	1/6	0	20
<b>Total</b>	<b>37</b>	<b>17</b>	<b>149</b>	<b>1/6</b>	<b>0</b>	<b>20</b>

SAN DIEGO CHARGERS						
PASS RECEIVING	NO	YDS	AVG	LG	TD	
J. Graham	5	49	9.8	20	0	
C. Conway	3	37	12.3	17	0	
F. Jones	3	23	7.7	13	0	
F. McCrary	2	13	6.5	8	0	
L. Tomlinson	2	12	6.0	6	0	
T. Dwight	1	8	8.0	8	0	
T. Fletcher	1	7	7.0	7	0	
<b>Total</b>	<b>17</b>	<b>149</b>	<b>8.8</b>	<b>20</b>	<b>0</b>	

SAN DIEGO CHARGERS						
INTERCEPTIONS	NO	YDS	AVG	LG	TD	
<b>Total</b>	<b>0</b>	<b>0</b>	<b>0.0</b>	<b>0</b>	<b>0</b>	

SAN DIEGO CHARGERS						
PUNTING	N	YDS	AVG	TB	IN20	LG
D. Bennett	7	285	40.7	0	3	50
<b>Total</b>	<b>7</b>	<b>285</b>	<b>40.7</b>	<b>0</b>	<b>3</b>	<b>50</b>

SAN DIEGO CHARGERS						
PUNT RETURNS	NO	YDS	AVG	FC	LG	TD
T. Dwight	4	19	4.8	1	14	0
[OUT OF BOUNDS]	1	0	0.0	0	0	0
<b>Returns</b>	<b>4</b>	<b>19</b>	<b>4.8</b>	<b>1</b>	<b>14</b>	<b>0</b>

SAN DIEGO CHARGERS						
KICKOFF RETURNS	NO	YDS	AVG	FC	LG	TD
R. Jenkins	5	86	17.2	0	23	0
<b>Returns</b>	<b>5</b>	<b>86</b>	<b>17.2</b>	<b>0</b>	<b>23</b>	<b>0</b>

SAN DIEGO CHARGERS						
RETURNS	NO	YDS	AVG	FC	LG	TD
<b>Returns</b>	<b>5</b>	<b>86</b>	<b>17.2</b>	<b>0</b>	<b>23</b>	<b>0</b>

SAN DIEGO CHARGERS						
FUMBLES	FUM	REC	YDS	TD	FORCED	OPP
J. Perry	0	0	0	0	1	0
R. Jenkins	1	0	0	0	0	0
R. Carswell	0	1	0	0	0	0
T. Dwight	1	1	0	0	0	0
K. Jacox	1	0	-17	0	0	0
D. Flutie	0	1	0	0	0	0
J. Seau	0	0	0	0	1	0
O. Ruff	0	0	0	0	1	0
<b>Total</b>	<b>3</b>	<b>3</b>	<b>-17</b>	<b>0</b>	<b>2</b>	<b>1</b>

CLEVELAND BROWNS						
RUSHING	ATT	YDS	AVG	LG	TD	
J. Jackson	26	68	2.6	15	1	
T. Couch	2	24	12.0	12	0	
Q. Morgan	1	4	4.0	4	0	
J. White	2	1	0.5	1	0	
<b>Total</b>	<b>31</b>	<b>97</b>	<b>3.1</b>	<b>15</b>	<b>1</b>	

CLEVELAND BROWNS						
PASSING	ATT	CMP	YDS	SK/YD	TD	LG
T. Couch	27	14	203	4/22	1	32
<b>Total</b>	<b>27</b>	<b>14</b>	<b>203</b>	<b>4/22</b>	<b>1</b>	<b>32</b>

CLEVELAND BROWNS						
PASS RECEIVING	NO	YDS	AVG	LG	TD	
R. Dudley	3	63	21.0	27	0	
K. Johnson	3	38	12.7	19	1	
J. Dawson	2	38	19.0	32	0	
Q. Morgan	2	26	13.0	21	0	
D. Northcutt	1	14	14.0	14	0	
A. Shea	1	10	10.0	10	0	
J. German	1	8	8.0	8	0	
<b>Total</b>	<b>14</b>	<b>203</b>	<b>14.5</b>	<b>32</b>	<b>1</b>	

CLEVELAND BROWNS						
INTERCEPTIONS	NO	YDS	AVG	LG	TD	
<b>Total</b>	<b>0</b>	<b>0</b>	<b>0.0</b>	<b>0</b>	<b>0</b>	

CLEVELAND BROWNS						
PUNTING	NO	YDS	AVG	TB	IN20	G
C. Gardocki	6	266	44.3	0	0	49
<b>Total</b>	<b>6</b>	<b>266</b>	<b>44.3</b>	<b>0</b>	<b>0</b>	<b>49</b>

CLEVELAND BROWNS						
PUNT RETURNS	NO	YDS	AVG	FC	LG	TD
K. Johnson	4	25	6.3	1	15	0
[DOWNED]	1	0	0.0	0	0	0
[OUT OF BOUNDS]	1	0	0.0	0	0	0
<b>Returns</b>	<b>4</b>	<b>25</b>	<b>6.3</b>	<b>1</b>	<b>15</b>	<b>0</b>

CLEVELAND BROWNS						
KICKOFF RETURNS	NO	YDS	AVG	FC	LG	TD
B. Gay	2	67	33.5	0	36	0
M. Sellers	1	21	21.0	0	21	0
G. Spiras	1	13	13.0	0	13	0
[TOUCHBACK]	1	0	0.0	0	0	0
<b>Returns</b>	<b>4</b>	<b>101</b>	<b>25.3</b>	<b>0</b>	<b>36</b>	<b>0</b>

CLEVELAND BROWNS						
FUMBLES	FUM	REC	YDS	TD	FORCED	OPP
K. Johnson	1	1	0	0	0	0
T. Couch	1	1	0	0	0	0
J. Jackson	1	0	0	0	0	0
<b>Total</b>	<b>3</b>	<b>2</b>	<b>0</b>	<b>0</b>	<b>0</b>	<b>0</b>



# 2001 REVIEW

## WEEK-BY-WEEK SUMMARIES

### DEFENSIVE STATISTICS

Player	TACKLES			TFL	Sacks	Yds	Press.	Ints	Yds	PBU	FUMBLES		
	Total	Solo	Asst.								For.	Rec.	Safties
Dwayne Rudd	9	9	0	-	-	-	1	-	-	1	-	-	-
Earl Little	8	5	3	-	-	-	-	-	-	1	-	-	-
Jamir Miller	8	3	3	2	1.0	6.0	3	-	-	-	-	-	-
Corey Fuller	6	4	1	1	-	-	-	-	-	3	-	-	-
Percy Ellsworth	5	4	1	-	-	-	-	-	-	1	-	-	-
Wali Rainer	4	2	2	-	-	-	-	-	-	-	-	-	-
Gerard Warren	3	2	0	1	-	-	1	-	-	-	-	-	-
Keith McKenzie	3	2	0	1	-	-	11	-	-	1	-	-	-
Orpheus Roye	2	1	1	-	-	-	1	-	-	-	-	-	-
Daylon McCutcheon	1	1	0	-	-	-	-	-	-	-	-	-	-
Greg Spires	1	1	0	-	-	-	4	-	-	-	-	-	-
Anthony Henry	1	1	0	-	-	-	-	-	-	1	-	-	-
Brant Boyer	1	0	1	-	-	-	-	-	-	-	-	-	-
Mark Smith	1	0	1	-	-	-	-	-	-	-	-	-	-
Tyrone Rogers	1	0	0	1	-	-	2	-	-	-	-	-	-
Devin Bush	1	0	0	1	-	-	1	-	-	-	-	-	-
Scott Frost	0	-	-	-	-	-	-	-	-	-	-	-	-
Raymond Jackson	0	-	-	-	-	-	-	-	-	-	-	-	-
Stalin Colinet	0	-	-	-	-	-	-	-	-	-	-	-	-
<b>BROWNS TOTALS</b>	<b>55</b>	<b>35</b>	<b>13</b>	<b>7</b>	<b>1.0</b>	<b>6.0</b>	<b>25</b>	<b>0</b>	<b>0</b>	<b>8</b>	<b>0</b>	<b>0</b>	<b>0</b>

### SPECIAL TEAMS TACKLES

Player	Total	TACKLES		FUMBLES		PATs	BLOCKED			Safties
		Solo	Asst.	For.	Rec.		FGs	Punts	TDs	
Brant Boyer	2	2	0	-	-	-	-	-	-	-
Mike Sellers	2	2	0	-	-	-	-	-	-	-
Scott Frost	2	1	1	-	-	-	-	-	-	-
Anthony Henry	1	1	0	-	-	-	-	-	-	-
Raymond Jackson	1	1	0	-	-	-	-	-	-	-
Tarek Saleh	1	1	0	-	-	-	-	-	-	-
Ryan Kuehl	1	1	0	-	-	-	-	-	-	-
Aaron Shea	1	0	1	-	-	-	-	-	-	-
Dwayne Rudd	1	0	1	-	-	-	-	-	-	-
<b>BROWNS TOTAL</b>	<b>12</b>	<b>9</b>	<b>3</b>	<b>0</b>	<b>0</b>	<b>0</b>	<b>0</b>	<b>0</b>	<b>0</b>	<b>0</b>

### TEAM STATISTICS

	VISITOR CHARGERS	HOME BROWNS
TOTAL FIRST DOWNS	15	16
By Rushing	6	5
By Passing	9	9
By Penalty	0	2
THIRD DOWN EFFICIENCY	4-15-27%	5-15-33%
FOURTH DOWN EFFICIENCY	1-1-100%	0-0-0%
TOTAL NET YARDS	269	278
Total Offensive Plays (inc. times thrown passing)	64	62
Average gain per offensive play	4.2	4.5
NET YARDS RUSHING	126	97
Total Rushing Plays	26	31
Average gain per rushing play	4.8	3.1
Tackles for a loss-number and yards	6-19	5-12
NET YARDS PASSING	143	181
Times thrown - yards lost attempting to pass	1-6	4-22
Gross yards passing	149	203
PASS ATTEMPTS-COMPLETIONS-HAD INTERCEPTED	37-17-0	27-14-0
Avg gain per pass play (inc.# thrown passing)	3.8	5.8
KICKOFFS Number-In End Zone-Touchbacks	5-2-1	5-1-0
PUNTS Number and Average	7-40.7	6-44.3
Had Blocked	0	0
FGs - PATs Had Blocked	0-0	0-0
Net Punting Average	37.1	41.2
TOTAL RETURN YARDAGE (Not Including Kickoffs)	19	25
No. and Yards Punt Returns	4-19	4-25
No. and Yards Kickoff Returns	5-86	4-101
No. and Yards Interception Returns	0-0	0-0
PENALTIES Number and Yards	6-30	6-40
FUMBLES Number and Lost	3-0	3-1
TOUCHDOWNS	1	2
Rushing	1	1
Passing	0	1
EXTRA POINTS Made-Attempts	1-1	2-2
Kicking Made-Attempts	1-1	2-2
FIELD GOALS Made-Attempts	3-3	2-3
RED ZONE EFFICIENCY	1-3-33%	2-4-50%
GOAL TO GO EFFICIENCY	1-2-50%	0-1-0%
SAFTIES	0	0
FINAL SCORE	16	20
TIME OF POSSESSION	29:55	30:05

# 2001 REVIEW

## WEEK-BY-WEEK SUMMARIES

# 5 CINCINNATI BENGALS 24, CLEVELAND BROWNS 14

OCT. 14, 2001 • PAUL BROWN STADIUM • ATTENDANCE: 64,217

### STARTING LINEUPS

CLEVELAND BROWNS				CINCINNATI BENGALS			
OFFENSE		DEFENSE		OFFENSE		DEFENSE	
WR 85	K. Johnson	LE 90	K. McKenzie	WR 86	D. Scott	LE 96	V. Booker
LT 72	R. Oben	LT 94	G. Warren	LT 73	R. Webb	LT 99	O. Gibson
LG 77	R. Verba	RT 74	M. Smith	LG 72	M. O'Dwyer	RT 97	B. Whittington
C 64	D. Wohlabaugh	RE 78	T. Rogers	C 74	R. Braham	RE 55	R. Wilson
RG 66	J. McKinney	SLB 95	J. Miller	RG 63	M. Goff	SLB 95	S. Foley
RT 69	R. Chanoine	MLB 58	W. Rainer	RT 71	W. Anderson	MLB 56	B. Simmons
TE 87	O. Santiago	WLB 57	D. Rudd	TE 82	T. McGee	WLB 57	A. Ross
WR 81	Q. Morgan	LCB 4	C. Fuller	WR 80	P. Warrick	LCB 22	R. Heath
QB 2	T. Couch	RCB 33	D. McCutcheon	QB 3	J. Kitna	RCB 27	A. Hawkins
RB 29	J. Jackson	SS 20	E. Little	HB 28	C. Dillon	SS 33	J. Armour
HB 44	M. Sellers	FS 43	P. Ellsworth	FB 41	L. Neal	FS 26	C. Hall
		<b>1</b>	<b>2</b>	<b>3</b>	<b>4</b>	<b>OT</b>	<b>Total</b>
Cleveland Browns		7	0	0	7	0	14
Cincinnati Bengals		3	0	10	11	0	24

### SCORING PLAY

Team	Qtr	Time	Play Description (Extra Point) (Drive Info)	Visitor	Home
Bengals	1	9:28	N. Rackers 27 yd. Field Goal (14-69, 5:32)	0	3
Browns	1	3:10	K. Johnson 30 yd. pass from T. Couch (P. Dawson kick) (1-30, 0:08)	7	3
Bengals	3	9:35	D. Scott 5 yd. pass from J. Kitna (N. Rackers kick) (10-54, 3:48)	7	10
Bengals	3	6:28	N. Rackers 42 yd. Field Goal (7-6, 2:53)	7	13
Bengals	4	14:17	C. Dillon 5 yd. run (J. Kitna-R. Dugans pass) (9-80, 4:35)	7	21
Bengals	4	1:55	N. Rackers 21 yd. Field Goal (16-76, 7:25)	7	24
Browns	4	0:36	M. Sellers 3 yd. pass from T. Couch (P. Dawson kick) (7-69, 1:19)	14	24

### FINAL INDIVIDUAL STATISTICS

CLEVELAND BROWNS							CINCINNATI BENGALS														
<b>RUSHING</b>	<b>ATT</b>	<b>YDS</b>	<b>AVG</b>	<b>LG</b>	<b>TD</b>		<b>RUSHING</b>	<b>ATT</b>	<b>YDS</b>	<b>AVG</b>	<b>LG</b>	<b>TD</b>									
J. Jackson	14	22	1.6	5	0		C. Dillon	31	140	4.5	25	1									
J. White	3	19	6.3	13	0		B. Bennett	7	41	5.9	19	0									
T. Couch	2	-1	-0.5	0	0		J. Kitna	4	18	4.5	11	0									
<b>Total</b>	<b>19</b>	<b>40</b>	<b>2.1</b>	<b>13</b>	<b>0</b>		<b>Total</b>	<b>42</b>	<b>199</b>	<b>4.7</b>	<b>25</b>	<b>1</b>									
<b>PASSING</b>	<b>ATT</b>	<b>CMP</b>	<b>YDS</b>	<b>SK/YD</b>	<b>TD</b>	<b>LG</b>	<b>INT</b>	<b>RT</b>		<b>PASSING</b>	<b>ATT</b>	<b>CMP</b>	<b>YDS</b>	<b>SK/YD</b>	<b>TD</b>	<b>LG</b>	<b>INT</b>	<b>RT</b>			
T. Couch	28	14	194	3/23	2	38	0	96.4		J. Kitna	38	20	201	0/0	1	33	0	76.8			
<b>Total</b>	<b>28</b>	<b>14</b>	<b>194</b>	<b>3/23</b>	<b>2</b>	<b>38</b>	<b>0</b>	<b>96.4</b>		<b>Total</b>	<b>38</b>	<b>20</b>	<b>201</b>	<b>0/0</b>	<b>1</b>	<b>33</b>	<b>0</b>	<b>76.8</b>			
<b>PASS RECEIVING</b>	<b>NO</b>	<b>YDS</b>	<b>AVG</b>	<b>LG</b>	<b>TD</b>					<b>PASS RECEIVING</b>	<b>NO</b>	<b>YDS</b>	<b>AVG</b>	<b>LG</b>	<b>TD</b>						
K. Johnson	8	153	19.1	38	1					C. Johnson	5	68	13.6	16	0						
J. White	3	27	9.0	14	0					P. Warrick	4	73	18.3	33	0						
Q. Morgan	1	6	6.0	6	0					C. Dillon	3	16	5.3	8	0						
J. Dawson	1	5	5.0	5	0					L. Neal	3	13	4.3	8	0						
M. Sellers	1	3	3.0	3	1					B. Bennett	2	18	9.0	10	0						
<b>Total</b>	<b>14</b>	<b>194</b>	<b>13.9</b>	<b>38</b>	<b>2</b>					R. Dugans	1	5	5.0	5	0						
										D. Scott	1	5	5.0	5	1						
										M. Battaglia	1	3	3.0	3	0						
										<b>Total</b>	<b>20</b>	<b>201</b>	<b>10.1</b>	<b>33</b>	<b>1</b>						
<b>INTERCEPTIONS</b>	<b>NO</b>	<b>YDS</b>	<b>AVG</b>	<b>LG</b>	<b>TD</b>					<b>INTERCEPTIONS</b>	<b>NO</b>	<b>YDS</b>	<b>AVG</b>	<b>LG</b>	<b>TD</b>						
<b>Total</b>	<b>0</b>	<b>0</b>	<b>0.0</b>	<b>0</b>	<b>0</b>					<b>Total</b>	<b>0</b>	<b>0</b>	<b>0.0</b>	<b>0</b>	<b>0</b>						
<b>PUNTING</b>	<b>N</b>	<b>YDS</b>	<b>AVG</b>	<b>TB</b>	<b>IN20</b>	<b>LG</b>				<b>PUNTING</b>	<b>NO</b>	<b>YDS</b>	<b>AVG</b>	<b>TB</b>	<b>IN20</b>	<b>G</b>					
C. Gardocki	8	367	45.9	2	1	55				N. Harris	4	157	39.3	0	2	57					
<b>Total</b>	<b>8</b>	<b>367</b>	<b>45.9</b>	<b>2</b>	<b>1</b>	<b>55</b>				<b>Total</b>	<b>4</b>	<b>157</b>	<b>39.3</b>	<b>0</b>	<b>2</b>	<b>57</b>					
<b>PUNT RETURNS</b>	<b>NO</b>	<b>YDS</b>	<b>AVG</b>	<b>FC</b>	<b>LG</b>	<b>TD</b>				<b>PUNT RETURNS</b>	<b>NO</b>	<b>YDS</b>	<b>AVG</b>	<b>FC</b>	<b>LG</b>	<b>TD</b>					
K. Johnson	1	4	4.0	0	4	0				P. Warrick	3	36	12.0	0	31	0					
D. Northcutt	1	0	0.0	0	0	0				[DOWNED]	3	0	0.0	0	0	0					
[OUT OF BOUNDS]	2	0	0.0	0	0	0				[TOUCHBACK]	2	0	0.0	0	0	0					
<b>Returns</b>	<b>2</b>	<b>4</b>	<b>2.0</b>	<b>0</b>	<b>4</b>	<b>0</b>				<b>Returns</b>	<b>3</b>	<b>36</b>	<b>12.0</b>	<b>0</b>	<b>31</b>	<b>0</b>					
<b>KICKOFF RETURNS</b>	<b>NO</b>	<b>YDS</b>	<b>AVG</b>	<b>FC</b>	<b>LG</b>	<b>TD</b>				<b>KICKOFF RETURNS</b>	<b>NO</b>	<b>YDS</b>	<b>AVG</b>	<b>FC</b>	<b>LG</b>	<b>TD</b>					
J. White	2	52	26.0	0	27	0				C. Keaton	2	36	18.0	0	19	0					
M. Sellers	2	39	19.5	0	20	0				<b>Returns</b>	<b>2</b>	<b>36</b>	<b>18.0</b>	<b>0</b>	<b>19</b>	<b>0</b>					
[TOUCHBACK]	2	0	0.0	0	0	0															
<b>Returns</b>	<b>6</b>	<b>91</b>	<b>22.8</b>	<b>0</b>	<b>27</b>	<b>0</b>															
<b>FUMBLES</b>	<b>OWN</b>	<b>FUM</b>	<b>REC</b>	<b>YDS</b>	<b>TD</b>	<b>FORCED</b>	<b>REC</b>	<b>YDS</b>	<b>TD</b>	<b>BDS</b>	<b>OWN</b>	<b>FUM</b>	<b>REC</b>	<b>YDS</b>	<b>TD</b>	<b>FORCED</b>	<b>REC</b>	<b>YDS</b>	<b>TD</b>	<b>BDS</b>	
D. Northcutt	1	1	0	0	0	0	0	0	0	0	J. Kitna	1	1	-2	0	1	0	0	0	0	0
T. Couch	2	1	-3	0	0	0	0	0	0	0	G. Steele	0	0	0	0	0	1	0	0	0	0
W. Rainer	0	0	0	0	0	1	0	0	0	0	TEAM	0	0	0	0	1	0	0	0	0	0
<b>Total</b>	<b>3</b>	<b>2</b>	<b>-3</b>	<b>0</b>	<b>1</b>	<b>0</b>	<b>0</b>	<b>0</b>	<b>0</b>	<b>0</b>	M. Battaglia	1	0	0	0	0	0	0	0	0	1
											<b>Total</b>	<b>2</b>	<b>1</b>	<b>-2</b>	<b>0</b>	<b>1</b>	<b>1</b>	<b>0</b>	<b>0</b>	<b>0</b>	<b>1</b>

# 2001 REVIEW

## WEEK-BY-WEEK SUMMARIES

### DEFENSIVE STATISTICS

Player	TACKLES			TFL	Sacks	Yds	Press.	Ints	Yds	PBU	FUMBLES		
	Total	Solo	Asst.								For.	Rec.	Safties
Percy Ellsworth	13	9	4	-	-	-	-	-	-	1	-	-	-
Earl Little	12	7	3	2	-	-	-	-	-	-	-	-	-
Jamir Miller	10	7	3	-	-	-	-	-	-	-	-	-	-
Dwayne Rudd	7	5	2	-	-	-	2	-	-	-	-	-	-
Wali Rainer	7	5	2	-	-	-	-	-	-	-	-	-	-
Brant Boyer	7	5	2	-	-	-	-	-	-	1	-	-	-
Daylon McCutcheon	6	5	1	-	-	-	-	-	-	1	1	-	-
Corey Fuller	5	4	1	-	-	-	-	-	-	-	-	-	-
Gerard Warren	5	4	1	-	-	-	-	-	-	-	-	-	-
Anthony Henry	5	2	3	-	-	-	-	-	-	1	-	-	-
Mark Smith	4	3	1	-	-	-	-	-	-	1	-	-	-
Orpheus Roye	2	1	0	1	-	-	-	-	-	-	-	-	-
Devin Bush	2	1	0	1	-	-	-	-	-	3	-	-	-
Greg Spires	1	1	0	-	-	-	-	-	-	-	-	-	-
Tyrone Rogers	1	0	0	1	-	-	-	-	-	1	-	-	-
Keith McKenzie	0	-	-	-	-	-	2	-	-	-	-	-	-
Stalin Colinet	0	-	-	-	-	-	-	-	-	-	-	-	-
<b>BROWNS TOTALS</b>	<b>87</b>	<b>59</b>	<b>23</b>	<b>5</b>	<b>0.0</b>	<b>0.0</b>	<b>4</b>	<b>0</b>	<b>0</b>	<b>9</b>	<b>1</b>	<b>0</b>	<b>0</b>

### SPECIAL TEAMS TACKLES

Player	Total	TACKLES			FUMBLES		BLOCKED				Safties	
		Solo	Asst.		For.	Rec.	PATs	FGs	Punts	TDs		
Mike Sellers	1	1	0	0	-	-	-	-	-	-	-	-
Chris Gardocki	1	1	0	0	-	-	-	-	-	-	-	-
Raymond Jackson	1	1	0	0	-	-	-	-	-	-	-	-
Benjamin Gay	1	1	0	0	-	-	-	-	-	-	-	-
Aaron Shea	1	1	0	0	-	-	-	-	-	-	-	-
<b>BROWNS TOTAL</b>	<b>5</b>	<b>5</b>	<b>0</b>	<b>0</b>	<b>0</b>	<b>0</b>	<b>0</b>	<b>0</b>	<b>0</b>	<b>0</b>	<b>0</b>	<b>0</b>

### TEAM STATISTICS

	VISITOR BROWNS	HOME BENGALS
TOTAL FIRST DOWNS	15	23
By Rushing	1	11
By Passing	10	9
By Penalty	4	3
THIRD DOWN EFFICIENCY	2-11-18%	10-20-50%
FOURTH DOWN EFFICIENCY	1-1-100%	0-2-0%
TOTAL NET YARDS	211	400
Total Offensive Plays (inc. times thrown passing)	50	80
Average gain per offensive play	4.2	5.0
NET YARDS RUSHING	40	199
Total Rushing Plays	19	42
Average gain per rushing play	2.1	4.7
Tackles for a loss-number and yards	1-3	8-13
NET YARDS PASSING	171	201
Times thrown - yards lost attempting to pass	3-23	0-0
Gross yards passing	194	201
PASS ATTEMPTS-COMPLETIONS-HAD INTERCEPTED	28-14-0	38-20-0
Avg gain per pass play (inc.# thrown passing)	5.5	5.3
KICKOFFS Number-In End Zone-Touchbacks	3-0-0	6-2-2
PUNTS Number and Average	8-45.9	4-39.3
Had Blocked	0	0
FGs - PATs Had Blocked	0-0	0-0
Net Punting Average	36.4	38.3
TOTAL RETURN YARDAGE (Not Including Kickoffs)	4	36
No. and Yards Punt Returns	2-4	3-36
No. and Yards Kickoff Returns	4-91	2-36
No. and Yards Interception Returns	0-0	0-0
PENALTIES Number and Yards	9-92	10-74
FUMBLES Number and Lost	3-1	2-0
TOUCHDOWNS	2	2
Rushing	0	1
Passing	2	1
EXTRA POINTS Made-Attempts	2-2	2-2
Kicking Made-Attempts	2-2	1-1
Passing Made-Attempts	0-0	1-1
FIELD GOALS Made-Attempts	0-0	3-4
RED ZONE EFFICIENCY	1-1-100%	2-6-33%
GOAL TO GO EFFICIENCY	1-1-100%	2-3-67%
SAFTIES	0	0
FINAL SCORE	14	24
TIME OF POSSESSION	23:37	36:23

# 2001 REVIEW

## WEEK-BY-WEEK SUMMARIES

# 6

## CLEVELAND BROWNS 24, BALTIMORE RAVENS 14

OCT. 21, 2001 • CLEVELAND BROWNS STADIUM • ATTENDANCE: 72,818

### STARTING LINEUPS

BALTIMORE RAVENS				CLEVELAND BROWNS			
OFFENSE		DEFENSE		OFFENSE		DEFENSE	
WR 87	Q. Ismail	LDE 90	R. Burnett	WR 85	K. Johnson	LE 96	G. Spires
LT 75	J. Ogden	LDT 95	S. Adams	LT 72	R. Oben	LT 94	G. Warren
LG 77	K. Vickers	RDT 98	T. Siragusa	LG 77	R. Verba	RT 99	O. Roye
C 62	M. Flynn	RDE 99	M. McCrary	C 64	D. Wohlabaugh	RE 78	T. Rogers
RG 66	B. Anderson	LLB 58	P. Boulware	RG 66	J. McKinney	SLB 95	J. Miller
RT 78	S. Williams	MLB 52	R. Lewis	RT 69	R. Chanoine	MLB 58	W. Rainer
WR 80	B. Stokley	RLB 55	J. Sharper	TE 87	O. Santiago	WLB 57	D. Rudd
WR 89	T. Taylor	LCB 22	D. Starks	WR 86	D. Northcutt	LCB 24	C. Fuller
QB 18	E. Grbac	RCB 21	C. McAlister	QB 2	T. Couch	RCB 33	D. McCutcheon
RB 29	T. Allen	SS 45	C. Harris	RB 29	J. Jackson	SS 20	E. Little
FB 30	O. Ayanbadejo	FS 26	R. Woodson	HB 44	M. Sellers	FS 43	P. Ellsworth
		1	2	3	4	OT	Total
Baltimore Ravens		0	6	0	8	0	14
Cleveland Browns		7	3	14	0	0	24

### SCORING PLAY

Team	Qtr	Time	Play Description (Extra Point) (Drive Info)	Visitor	Home
Browns	1	11:27	J. Jackson 11 yd. run (P. Dawson kick) (6-51, 3:33)	0	7
Ravens	2	5:11	M. Stover 21 yd. Field Goal (13-67, 7:51)	3	7
Browns	2	1:45	P. Dawson 33 yd. Field Goal (4-4, 0:24)	3	10
Ravens	2	0:05	M. Stover 38 yd. Field Goal (9-60, 1:40)	6	10
Browns	3	7:16	K. Johnson 28 yd. pass from T. Couch (P. Dawson kick) (9-80, 4:59)	6	17
Browns	3	5:20	Q. Morgan 36 yd. pass from T. Couch (P. Dawson kick) (1-36, 0:08)	6	24
Ravens	4	7:08	Q. Ismail 22 yd. pass from R. Cunningham (R. Cunningham-Q. Ismail pass) (3-37, 0:22)	14	24

### FINAL INDIVIDUAL STATISTICS

BALTIMORE RAVENS							CLEVELAND BROWNS						
RUSHING	ATT	YDS	AVG	LG	TD		RUSHING	ATT	YDS	AVG	LG	TD	
O. Ayanbadejo	9	48	5.3	15	0		J. Jackson	24	77	3.2	22	1	
J. Brookins	13	46	3.5	12	0		T. Couch	4	10	2.5	10	0	
T. Allen	3	12	4.0	7	0		J. White	1	1	1.0	1	0	
R. Cunningham	1	5	5.0	5	0								
M. Williams	1	2	2.0	2	0								
<b>Total</b>	<b>27</b>	<b>113</b>	<b>4.2</b>	<b>15</b>	<b>0</b>		<b>Total</b>	<b>29</b>	<b>88</b>	<b>3.0</b>	<b>22</b>	<b>1</b>	
PASSING	ATT	CMP	YDS	SK/YD	TD	LG	IN	RT					
R. Cunningham	25	11	120	4/19	1	22	0	72.1					
E. Grbac	20	16	142	3/35	0	20	2	56.7					
<b>Total</b>	<b>45</b>	<b>27</b>	<b>262</b>	<b>7/54</b>	<b>1</b>	<b>22</b>	<b>2</b>	<b>128.8</b>					
PASS RECEIVING	NO	YDS	AVG	LG	TD								
Q. Ismail	7	85	12.1	22	1								
S. Sharpe	6	61	10.2	20	0								
B. Stokley	5	68	13.6	20	0								
O. Ayanbadejo	5	20	4.0	7	0								
J. Brookins	3	24	8.0	15	0								
S. Gash	1	4	4.0	4	0								
<b>Total</b>	<b>27</b>	<b>262</b>	<b>9.7</b>	<b>22</b>	<b>1</b>								
INTERCEPTIONS	NO	YDS	AVG	LG	TD								
<b>Total</b>	<b>0</b>	<b>0</b>	<b>0.0</b>	<b>0</b>	<b>0</b>								
PUNTING	N	YDS	AVG	TB	IN20	LG							
K. Richardson	5	221	44.2	1	2	55							
<b>Total</b>	<b>5</b>	<b>221</b>	<b>44.2</b>	<b>1</b>	<b>2</b>	<b>55</b>							
PUNT RETURNS	NO	YDS	AVG	FC	LG	TD							
J. Lewis	3	59	19.7	1	33	0							
[OUT OF BOUNDS]	3	0	0.0	0	0	0							
[TOUCHBACK]	1	0	0.0	0	0	0							
<b>Returns</b>	<b>3</b>	<b>59</b>	<b>19.7</b>	<b>1</b>	<b>33</b>	<b>0</b>							
KICKOFF RETURNS	NO	YDS	AVG	FC	LG	TD							
J. Lewis	5	101	20.2	0	28	0							
<b>Returns</b>	<b>5</b>	<b>101</b>	<b>20.2</b>	<b>0</b>	<b>28</b>	<b>0</b>							
FUMBLES	OWN	FUM	REC	YDS	TD	FORCED	OPP	REC	YDS	TD	OUT	BDS	
J. Brookins	1	0	0	0	0	0	0	0	0	0	0	0	
Ayanbadejo	0	1	0	0	0	0	0	0	0	0	0	0	
E. Grbac	1	0	0	0	0	0	0	0	0	0	0	0	
<b>Total</b>	<b>2</b>	<b>1</b>	<b>0</b>	<b>0</b>	<b>0</b>	<b>0</b>	<b>0</b>	<b>0</b>	<b>0</b>	<b>0</b>	<b>0</b>	<b>0</b>	
FUMBLES	OWN	FUM	REC	YDS	TD	FORCED	OPP	REC	YDS	TD	OUT	BDS	
G. Spires	0	0	0	0	0	1	1	1	0	0	0	0	
J. Miller	0	0	0	0	0	1	0	0	0	0	0	0	
<b>Total</b>	<b>0</b>	<b>0</b>	<b>0</b>	<b>0</b>	<b>0</b>	<b>2</b>	<b>1</b>	<b>0</b>	<b>0</b>	<b>0</b>	<b>0</b>	<b>0</b>	

**DEFENSIVE STATISTICS**

Player	TACKLES			TFL	Sacks	Yds	Press.	Ints	Yds	PBU	FUMBLES		
	Total	Solo	Asst.								For.	Rec.	Safties
Earl Little	11	3	8	-	1.0	14.0	-	-	-	-	-	-	-
Dwayne Rudd	10	8	2	-	-	-	-	1	-	2	1	-	-
Wall Rainer	9	6	3	-	-	-	1	-	-	1	-	-	-
Brant Boyer	7	6	1	-	-	-	-	-	-	-	-	-	-
Jamir Miller	7	5	1	1	1.0	14.0	-	-	-	-	1	-	-
Anthony Henry	7	4	3	-	-	-	1	22	-	-	-	-	-
Gerard Warren	6	6	0	-	1.0	2	4	-	-	-	-	-	-
Percy Ellsworth	6	5	1	-	-	-	-	-	-	1	-	-	-
Orpheus Roye	6	4	2	-	-	-	1	-	-	1	-	-	-
Corey Fuller	5	4	1	-	-	-	-	-	-	2	-	-	-
Keith McKenzie	5	4	1	-	2.0	12.0	2	-	-	-	-	-	-
Greg Spires	4	3	1	-	1.0	5.0	3	-	-	-	-	1	-
Daylon McCutcheon	2	2	0	-	-	-	-	-	-	1	-	-	-
Devin Bush	2	1	1	-	-	-	-	-	-	-	-	-	-
Mark Smith	1	1	0	-	1.0	7.0	3	-	-	-	-	-	-
Tyrone Rogers	1	0	1	-	-	-	2	-	-	-	-	-	-
Marquis Smith	0	-	-	-	-	-	-	-	-	-	-	-	-
<b>BROWNS TOTALS</b>	<b>89</b>	<b>62</b>	<b>26</b>	<b>1</b>	<b>7.0</b>	<b>54.0</b>	<b>16</b>	<b>2</b>	<b>22</b>	<b>8</b>	<b>2</b>	<b>1</b>	<b>0</b>

**SPECIAL TEAMS TACKLES**

Player	TACKLES			FUMBLES		BLOCKED				Safties	
	Total	Solo	Asst.	For.	Rec.	PATs	FGs	Punts	TDs		
Aaron Shea	2	2	0	-	-	-	-	-	-	-	-
Chris Gardocki	1	1	0	-	-	-	-	-	-	-	-
Raymond Jackson	1	1	0	-	-	-	-	-	-	-	-
Marquis Smith	1	1	0	-	-	-	-	-	-	-	-
Devin Bush	1	1	0	-	-	-	-	-	-	-	-
Jamel White	1	1	0	-	-	-	-	-	-	-	-
Tarek Saleh	1	1	0	-	-	-	-	-	-	-	-
Benjamin Gay	1	1	0	-	-	-	-	-	-	-	-
Anthony Henry	1	0	1	-	-	-	-	-	-	-	-
Scott Frost	1	0	1	-	-	-	-	-	-	-	-
<b>BROWNS TOTAL</b>	<b>11</b>	<b>9</b>	<b>2</b>	<b>0</b>	<b>0</b>	<b>0</b>	<b>0</b>	<b>0</b>	<b>0</b>	<b>0</b>	<b>0</b>

**TEAM STATISTICS**

	VISITOR RAVENS	HOME BROWNS
TOTAL FIRST DOWNS	21	10
By Rushing	6	3
By Passing	13	6
By Penalty	2	1
THIRD DOWN EFFICIENCY	6-15-40%	0-10-0%
FOURTH DOWN EFFICIENCY	1-3-33%	1-1-100%
TOTAL NET YARDS	321	219
Total Offensive Plays (inc. times thrown passing)	79	49
Average gain per offensive play	4.1	4.5
NET YARDS RUSHING	113	88
Total Rushing Plays	27	29
Average gain per rushing play	4.2	3.0
Tackles for a loss-number and yards	2-2	5-10
NET YARDS PASSING	208	131
Times thrown - yards lost attempting to pass	7-54	2-18
Gross yards passing	262	149
PASS ATTEMPTS-COMPLETIONS-HAD INTERCEPTED	45-27-2	18-11-0
Avg gain per pass play (inc.# thrown passing)	4.0	6.6
KICKOFFS Number-In End Zone-Touchbacks	4-0-0	5-1-0
PUNTS Number and Average	5-44.2	8-46.9
Had Blocked	0	0
FGs - PATs Had Blocked	0-0	0-0
Net Punting Average	39.4	37.0
TOTAL RETURN YARDAGE (Not Including Kickoffs)	59	26
No. and Yards Punt Returns	3-59	2-4
No. and Yards Kickoff Returns	5-101	3-74
No. and Yards Interception Returns	0-0	2-22
PENALTIES Number and Yards	6-49	12-78
FUMBLES Number and Lost	2-1	0-0
TOUCHDOWNS	1	3
Rushing	0	1
Passing	1	2
EXTRA POINTS Made-Attempts	1-1	3-3
Kicking Made-Attempts	0-0	3-3
Passing Made-Attempts	1-1	0-0
FIELD GOALS Made-Attempts	2-2	1-1
RED ZONE EFFICIENCY	0-1-0%	1-2-50%
GOAL TO GO EFFICIENCY	0-1-0%	0-0-0%
SAFETIES	0	0
FINAL SCORE	14	24
TIME OF POSSESSION	34:03	25:57

# 2001 REVIEW

## WEEK-BY-WEEK SUMMARIES

### 7 CHICAGO BEARS 27, CLEVELAND BROWNS 21 (OT)

NOV. 4, 2001 • SOLDIER FIELD • ATTENDANCE: 66,944

#### STARTING LINEUPS

CLEVELAND BROWNS					CHICAGO BEARS				
OFFENSE			DEFENSE		OFFENSE			DEFENSE	
WR 85	K. Johnson	RE 92	C. Brown	WR 80	D. White	LE 93	P. Daniels		
LT 72	R. Oben	RT 99	O. Roye	LT 78	B. Brockermeyer	LT 94	K. Traylor		
LG 77	R. Verba	LT 94	K. Warren	LG 64	R. Tucker	RT 92	T. Washington		
C 64	D. Wohlabough	LE 90	K. McKenzie	C 57	O. Krezutz	RE 98	B. Robinson		
RG 66	J. McKinney	WLB 57	D. Rudd	RG 58	C. Villarrial	SLB 53	W. Holdman		
RE 69	R. Chanoine	MLB 58	W. Rainer	RT 71	J. Williams	MLB 54	B. Urlacher		
TE 87	O. Santiago	SLB 95	J. Miller	TE 84	F. Baxter	WLB 23	J. Azumah		
WR 86	D. Northcutt	RCB 33	D. McCutcheon	WR 86	M. Booker	LCB 21	R. McQuarters		
QB 2	T. Couch	LCB 24	C. Fuller	QB 9	S. Matthews	RCB 27	W. Harris		
RB 29	J. Jackson	SS 20	E. Little	RB 35	A. Thomas	SS 37	T. Parrish		
WR 81	Q. Morgan	FS 43	P. Ellsworth	FB 31	D. Shelton	FS 30	M. Brown		
		1	2	3	4	OT	Total		
Cleveland Browns		7	0	14	0	0	21		
Chicago Bears		0	7	0	14	6	27		

#### SCORING PLAY

Team	Qtr	Time	Play Description (Extra Point) (Drive Info)	Visitor	Home
Browns	1	14:05	C. Brown 25 yd. fumble return (P. Dawson kick)	7	0
Bears	2	0:20	A. Thomas 2 yd. run (P. Edinger kick) (10-63, 2:17)	7	7
Browns	3	10:25	M. Sellers 3 yd. pass from T. Couch (P. Dawson kick) (7-57, 4:35)	14	7
Browns	3	3:08	K. Johnson 55 yd. pass from T. Couch (P. Dawson kick) (4-92, 1:40)	21	7
Bears	4	0:28	M. Booker 9 yd. pass from S. Matthews (P. Edinger kick) (8-80, 1:24)	21	14
Bears	4	0:00	J. Allen 34 yd. pass from S. Matthews (P. Edinger kick) (3-47, 0:28)	21	21
Bears	5	12:10	M. Brown 16 yd. interception return	21	27

#### FINAL INDIVIDUAL STATISTICS

CLEVELAND BROWNS									
RUSHING	ATT	YDS	AVG	LG	TD				
J. Jackson	22	71	3.2	17	0				
T. Couch	1	-1	-1.0	-1	0				
<b>Total</b>	<b>23</b>	<b>70</b>	<b>3.0</b>	<b>17</b>	<b>0</b>				
PASSING	ATT	CMP	YDS	SK/YD	TD	LG	IN	RT	
T. Couch	23	14	211	3/20	2	55	1	101.9	
<b>Total</b>	<b>23</b>	<b>14</b>	<b>211</b>	<b>3/20</b>	<b>2</b>	<b>55</b>	<b>1</b>	<b>101.9</b>	
PASS RECEIVING	NO	YDS	AVG	LG	TD				
K. Johnson	5	99	19.8	55	1				
D. Northcutt	2	34	17.0	20	0				
O. Santiago	2	26	13.0	19	0				
Q. Morgan	1	28	28.0	28	0				
J. White	1	10	10.0	10	0				
J. Jackson	1	7	7.0	7	0				
A. Shea	1	4	4.0	4	0				
M. Sellers	1	3	3.0	3	1				
<b>Total</b>	<b>14</b>	<b>211</b>	<b>15.1</b>	<b>55</b>	<b>2</b>				
INTERCEPTIONS	NO	YDS	AVG	LG	TD				
B. Boyer	1	8	8.0	8	0				
E. Little	1	0	0.0	0	0				
R. Jackson	1	0	0.0	0	0				
<b>Total</b>	<b>3</b>	<b>8</b>	<b>2.7</b>	<b>8</b>	<b>0</b>				
PUNTING	N	YDS	AVG	TB	IN20	LG			
C. Gardocki	8	316	39.5	2	3	54			
<b>Total</b>	<b>8</b>	<b>316</b>	<b>39.5</b>	<b>2</b>	<b>3</b>	<b>54</b>			
PUNT RETURNS	NO	YDS	AVG	FC	LG	TD			
D. Northcutt	4	49	12.3	0	32	0			
[DOWNED]	1	0	0.0	0	0	0			
Returns	4	49	12.3	0	32	0			
KICKOFF RETURNS	NO	YDS	AVG	FC	LG	TD			
J. White	2	53	26.5	0	31	0			
<b>Returns</b>	<b>2</b>	<b>53</b>	<b>26.5</b>	<b>0</b>	<b>31</b>	<b>0</b>			
OWN		OPP		OUT					
FUMBLES	FUM	REC	YDS	TD	FORCED	REC	YDS	TD	BDS
C. Brown	0	0	0	0	1	1	25	1	0
W. Rainer	0	0	0	0	1	0	0	0	0
C. Fuller	0	0	0	0	1	0	0	0	0
<b>Total</b>	<b>0</b>	<b>0</b>	<b>0</b>	<b>0</b>	<b>3</b>	<b>1</b>	<b>25</b>	<b>1</b>	<b>0</b>

CHICAGO BEARS									
RUSHING	ATT	YDS	AVG	LG	TD				
A. Thomas	31	96	3.1	11	1				
J. Allen	1	3	3.0	3	0				
<b>Total</b>	<b>32</b>	<b>99</b>	<b>3.1</b>	<b>11</b>	<b>1</b>				
PASSING	ATT	CMP	YDS	SK/YD	TD	LG	IN	RT	
S. Matthews	50	30	357	5/43	2	34	3	70.2	
<b>Total</b>	<b>50</b>	<b>30</b>	<b>357</b>	<b>5/43</b>	<b>2</b>	<b>34</b>	<b>3</b>	<b>70.2</b>	
PASS RECEIVING	NO	YDS	AVG	LG	TD				
D. White	7	92	13.1	32	0				
M. Booker	7	85	12.1	16	1				
A. Thomas	6	71	11.8	23	0				
J. Allen	5	65	13.0	34	1				
D. Terrell	3	35	11.7	15	0				
F. Baxter	1	6	6.0	6	0				
D. Bates	1	3	3.0	3	0				
<b>Total</b>	<b>30</b>	<b>357</b>	<b>11.9</b>	<b>34</b>	<b>2</b>				
INTERCEPTIONS	NO	YDS	AVG	LG	TD				
M. Brown	1	16	16.0	16	1				
<b>Total</b>	<b>1</b>	<b>16</b>	<b>16.0</b>	<b>16</b>	<b>1</b>				
PUNTING	NO	YDS	AVG	TB	IN20	LG			
B. Maynard	4	189	47.3	0	2	52			
P. Edinger	1	34	34.0	0	1	34			
<b>Total</b>	<b>5</b>	<b>223</b>	<b>44.6</b>	<b>0</b>	<b>3</b>	<b>52</b>			
PUNT RETURNS	NO	YDS	AVG	FC	LG	TD			
L. Johnson	4	52	13.0	2	35	0			
[TOUCHBACK]	2	0	0.0	0	0	0			
Returns	4	52	13.0	2	35	0			
KICKOFF RETURNS	NO	YDS	AVG	FC	LG	TD			
A. Denson	2	60	30.0	0	37	0			
L. Johnson	2	34	17.0	0	31	0			
C. Powell	0	0	0.0	1	0	0			
<b>Returns</b>	<b>4</b>	<b>94</b>	<b>23.5</b>	<b>1</b>	<b>37</b>	<b>0</b>			
OWN		OPP		OUT					
FUMBLES	FUM	REC	YDS	TD	FORCED	REC	YDS	TD	BDS
S. Matthews	2	0	0	0	0	0	0	0	0
L. Johnson	1	1	0	0	0	0	0	0	0
M. Booker	1	0	0	0	0	0	0	0	1
Brockermeyer	0	1	0	0	0	0	0	0	0
<b>Total</b>	<b>4</b>	<b>2</b>	<b>0</b>	<b>0</b>	<b>0</b>	<b>0</b>	<b>0</b>	<b>0</b>	<b>1</b>

# 2001 REVIEW

## WEEK-BY-WEEK SUMMARIES

### DEFENSIVE STATISTICS

Player	TACKLES			TFL	Sacks	Yds	Press.	Ints	Yds	PBU	FUMBLES		
	Total	Solo	Asst.								For.	Rec.	Safties
Dwayne Rudd	13	7	6	-	-	-	-	-	-	-	-	-	-
Jamir Miller	11	9	1	1	-	-	-	-	-	-	-	-	-
Daylon McCutcheon	10	8	2	-	-	-	-	-	-	-	-	-	-
Percy Ellsworth	8	5	3	-	-	-	-	-	-	-	-	-	-
Anthony Henry	7	7	0	-	-	-	-	-	2	-	-	-	-
Courtney Brown	7	6	0	1	3.0	23.0	-	-	-	2	-	1	-
Earl Little	7	3	4	-	-	-	-	1	0	-	-	-	-
Corey Fuller	6	4	2	-	-	-	-	-	-	-	1	-	-
Devin Bush	5	3	2	-	-	-	-	-	-	-	-	-	-
Brant Boyer	4	4	0	-	-	-	-	1	8	-	-	-	-
Wali Rainer	4	2	2	-	1.0	15.0	-	-	-	1	1	-	-
Mark Smith	3	3	0	-	-	-	4	-	-	1	-	-	-
Greg Spires	3	2	1	-	1.0	5.0	4	-	-	-	-	-	-
Tyrone Rogers	3	1	2	-	-	-	2	-	-	1	-	-	-
Gerard Warren	2	2	0	-	-	-	1	-	-	2	-	-	-
Orpheus Roye	2	2	0	-	-	-	1	-	-	2	-	-	-
Keith McKenzie	0	0	0	-	-	-	2	-	-	-	-	-	-
Ray Jackson	0	0	0	-	-	-	-	1	0	-	-	-	-
Scott Frost	0	0	0	-	-	-	-	-	-	-	-	-	-
<b>BROWNS TOTALS</b>	<b>95</b>	<b>68</b>	<b>25</b>	<b>2</b>	<b>5.0</b>	<b>43.0</b>	<b>14</b>	<b>3</b>	<b>8</b>	<b>11</b>	<b>2</b>	<b>1</b>	<b>0</b>

### SPECIAL TEAMS TACKLES

Player	TACKLES			FUMBLES		BLOCKED			TDs	Safties
	Total	Solo	Asst.	For.	Rec.	PATs	FGs	Punts		
Anthony Denman	3	3	0	-	-	-	-	-	-	-
Chris Gardocki	1	1	0	-	-	-	-	-	-	-
Raymond Jackson	1	1	0	-	-	-	-	-	-	-
Ryan Kuehl	1	1	0	-	-	-	-	-	-	-
Phil Dawson	1	1	0	-	-	-	-	-	-	-
Tarek Saleh	1	1	0	-	-	-	-	-	-	-
Dwayne Rudd	1	1	0	-	-	-	-	-	-	-
Scott Frost	1	1	0	-	-	-	-	-	-	-
Aaron Shea	1	0	1	-	-	-	-	-	-	-
Mike Sellers	1	0	1	-	-	-	-	-	-	-
Brant Boyer	1	0	1	-	-	-	-	-	-	-
<b>BROWNS TOTAL</b>	<b>13</b>	<b>10</b>	<b>3</b>	<b>0</b>	<b>0</b>	<b>0</b>	<b>0</b>	<b>0</b>	<b>0</b>	<b>0</b>

### TEAM STATISTICS

	VISITOR BROWNS	HOME BEARS
TOTAL FIRST DOWNS	12	29
By Rushing	3	6
By Passing	8	20
By Penalty	1	3
THIRD DOWN EFFICIENCY	1-10-10%	7-17-41%
FOURTH DOWN EFFICIENCY	1-1-100%	1-3-33%
TOTAL NET YARDS	261	413
Total Offensive Plays (inc. times thrown passing)	49	87
Average gain per offensive play	5.3	4.7
NET YARDS RUSHING	70	99
Total Rushing Plays	23	32
Average gain per rushing play	3.0	3.1
Tackles for a loss-number and yards	3-6	3-9
NET YARDS PASSING	191	314
Times thrown - yards lost attempting to pass	3-20	5-43
Gross yards passing	211	357
PASS ATTEMPTS-COMPLETIONS-HAD INTERCEPTED	23-14-1	50-30-3
Avg gain per pass play (inc.# thrown passing)	7.3	5.7
KICKOFFS Number-In End Zone-Touchbacks	5-0-0	3-0-0
PUNTS Number and Average	8-39.5	5-44.6
Had Blocked	0	0
FGs - PATs Had Blocked	0-0	0-0
Net Punting Average	28.0	34.8
TOTAL RETURN YARDAGE (Not Including Kickoffs)	57	68
No. and Yards Punt Returns	4-49	4-52
No. and Yards Kickoff Returns	2-53	4-94
No. and Yards Interception Returns	3-8	1-16
PENALTIES Number and Yards	9-80	6-55
FUMBLES Number and Lost	0-0	4-1
TOUCHDOWNS	3	4
Rushing	0	1
Passing	2	2
Interceptions	0	1
Fumbles	1	0
EXTRA POINTS Made-Attempts	3-3	3-3
Kicking Made-Attempts	3-3	3-3
FIELD GOALS Made-Attempts	0-0	0-0
RED ZONE EFFICIENCY	1-1-100%	2-3-67%
GOAL TO GO EFFICIENCY	1-1-100%	1-1-100%
SAFTIES	0	0
FINAL SCORE	21	7
TIME OF POSSESSION	25:10	37:40

# 2001 REVIEW

## WEEK-BY-WEEK SUMMARIES

# 8 PITTSBURGH STEELERS 15, CLEVELAND BROWNS 12 (OT)

NOV. 18, 2001 • CLEVELAND BROWNS STADIUM • ATTENDANCE: 73,218

### STARTING LINEUPS

PITTSBURGH STEELERS				CLEVELAND BROWNS			
OFFENSE		DEFENSE		OFFENSE		DEFENSE	
SE 80	P. Burress	DE 91	A. Smith	WR 85	K. Johnson	LE 92	C. Brown
LT 72	W. Gandy	NT 98	C. Hampton	LT 72	R. Oben	LT 99	O. Roye
LG 66	A. Faneca	DE 67	Von Oelhoffen	LG 77	R. Verba	RT 94	G. Warren
C 64	J. Hartings	LOLB 92	J. Gildon	C 64	D. Wohlabaugh	RE 78	T. Rogers
RG 65	R. Tylski	LILB 50	E. Holmes	RG 66	J. McKinney	SLB 57	D. Rudd
RT 77	M. Smith	RILB 97	K. Bell	RT 69	R. Chanoine	MLB 52	B. Boyer
TE 87	M. Bruener	ROLB 55	J. Porter	TE 87	O. Santiago	WLB 95	J. Miller
HB 36	J. Bettis	LC 30	C. Scott	WR 86	D. Northcutt	LCB 33	D. McCutcheon
QB 10	K. Stewart	RC 20	D. Washington	QB 2	T. Couch	RCB 24	C. Fuller
FL 86	H. Ward	SS 41	L. Flowers	RB 29	J. Jackson	SS 20	E. Little
FB 38	J. Witman	FS 27	B. Alexander	WR 44	M. Sellers	FS 43	P. Ellsworth
		1	2	3	4	OT	Total
Pittsburgh Steelers		3	3	3	3		15
Cleveland Browns		9	0	3	0		12

### SCORING PLAY

Team	Qtr	Time	Play Description (Extra Point) (Drive Info)	Visitor	Home
Browns	1	8:45	J. Bettis tackled in end zone by O. Roye for a Safety	0	2
Browns	1	6:43	O. Santiago 12 yd. pass from T. Couch (P. Dawson kick) (6-49, 2:02)	6	9
Steelers	1	2:01	K. Brown 31 yd. Field Goal (10-50, 4:42)	3	9
Steelers	2	6:12	K. Brown 27 yd. Field Goal (13-73, 7:13)	6	9
Steelers	3	10:52	K. Brown 37 yd. Field Goal (6-46, 2:21)	9	9
Browns	3	4:20	P. Dawson 40 yd. Field Goal (13-53, 6:32)	9	12
Steelers	4	11:28	K. Brown 37 yd. Field Goal (8-39, 3:17)	12	12
Steelers	5	9:38	K. Brown 32 yd. Field Goal (9-58, 5:22)	15	12

### FINAL INDIVIDUAL STATISTICS

PITTSBURGH STEELERS						
RUSHING	ATT	YDS	AVG	LG	TD	
J. Bettis	29	163	5.6	27	0	
K. Stewart	7	65	9.3	40	0	
A. Zereoue	4	20	5.0	20	0	
Fuamatu-Ma'afala	1	-1	-1.0	-1	0	
<b>Total</b>	<b>41</b>	<b>247</b>	<b>6.0</b>	<b>40</b>	<b>0</b>	

PASSING	ATT	CMP	YDS	SK/YD	TD	LG	IN	RT
K. Stewart	32	18	188	1/4	0	62	0	73.4
H. Ward	0	0	0	1/3	0	0	0	0.0
<b>Total</b>	<b>32</b>	<b>18</b>	<b>188</b>	<b>2/7</b>	<b>0</b>	<b>62</b>	<b>0</b>	<b>73.4</b>

PASS RECEIVING	NO	YDS	AVG	LG	TD
H. Ward	8	55	6.9	15	0
P. Burress	4	44	11.0	18	0
A. Zereoue	3	77	25.7	62	0
B. Shaw	1	9	9.0	9	0
M. Bruener	1	3	3.0	3	0
J. Bettis	1	0	0.0	0	0
<b>Total</b>	<b>18</b>	<b>188</b>	<b>10.4</b>	<b>62</b>	<b>0</b>

INTERCEPTIONS	NO	YDS	AVG	LG	TD
<b>Total</b>	<b>0</b>	<b>0</b>	<b>0.0</b>	<b>0</b>	<b>0</b>

PUNTING	N	YDS	AVG	TB	IN20	LG
J. Miller	4	187	46.8	0	2	61
<b>Total</b>	<b>4</b>	<b>187</b>	<b>46.8</b>	<b>0</b>	<b>2</b>	<b>61</b>

PUNT RETURNS	NO	YDS	AVG	FC	LG	TD
H. Poteat	4	32	8.0	2	15	0
[DOWNED]	1	0	0.0	0	0	0
[OUT OF BOUNDS]	2	0	0.0	0	0	0
<b>Returns</b>	<b>4</b>	<b>32</b>	<b>8.0</b>	<b>2</b>	<b>15</b>	<b>0</b>

KICKOFF RETURNS	NO	YDS	AVG	FC	LG	TD
H. Poteat	3	39	13.0	0	29	0
T. Edwards	1	21	21.0	0	21	0

Returns	NO	YDS	AVG	FC	LG	TD
<b>Returns</b>	<b>4</b>	<b>60</b>	<b>15.0</b>	<b>0</b>	<b>29</b>	<b>0</b>

FUMBLES	OWN			OPP			OUT		
	FUM	REC	YDS	TD	FORCED	REC	YDS	TD	BDS
K. Stewart	2	0	0	0	0	0	0	0	2
J. Porter	0	0	0	0	1	0	0	0	0
J. Gildon	0	0	0	0	1	0	0	0	0
<b>Total</b>	<b>2</b>	<b>0</b>	<b>0</b>	<b>0</b>	<b>2</b>	<b>0</b>	<b>0</b>	<b>0</b>	<b>2</b>

CLEVELAND BROWNS						
RUSHING	ATT	YDS	AVG	LG	TD	
J. Jackson	18	57	3.2	14	0	
T. Couch	3	15	5.0	11	0	
J. White	2	2	1.0	2	0	
<b>Total</b>	<b>23</b>	<b>74</b>	<b>3.2</b>	<b>14</b>	<b>0</b>	

PASSING	ATT	CMP	YDS	SK/YD	TD	LG	IN	RT
T. Couch	33	18	160	7/47	1	26	0	77.8
<b>Total</b>	<b>33</b>	<b>18</b>	<b>160</b>	<b>7/47</b>	<b>1</b>	<b>26</b>	<b>0</b>	<b>77.8</b>

PASS RECEIVING	NO	YDS	AVG	LG	TD
K. Johnson	8	62	7.8	12	0
O. Morgan	3	28	9.3	12	0
J. Gorman	3	23	7.7	10	0
O. Santiago	2	14	7.0	12	1
J. White	1	26	26.0	26	0
M. Sellers	1	7	7.0	7	0
<b>Total</b>	<b>18</b>	<b>160</b>	<b>8.9</b>	<b>26</b>	<b>1</b>

INTERCEPTIONS	NO	YDS	AVG	LG	TD
<b>Total</b>	<b>0</b>	<b>0</b>	<b>0.0</b>	<b>0</b>	<b>0</b>

PUNTING	NO	YDS	AVG	TB	IN20	G
C. Gardocki	9	376	41.8	0	5	50
<b>Total</b>	<b>9</b>	<b>376</b>	<b>41.8</b>	<b>0</b>	<b>5</b>	<b>50</b>

PUNT RETURNS	NO	YDS	AVG	FC	LG	TD
D. Northcutt	2	18	9.0	1	14	0
[DOWNED]	1	0	0.0	0	0	0
<b>Returns</b>	<b>2</b>	<b>18</b>	<b>9.0</b>	<b>1</b>	<b>14</b>	<b>0</b>

KICKOFF RETURNS	NO	YDS	AVG	FC	LG	TD
B. Gay	2	45	22.5	0	25	0
D. Northcutt	1	26	26.0	0	26	0
J. White	1	21	21.0	0	21	0
M. Sellers	1	15	15.0	0	15	0
[OUT OF BOUNDS]	1	0	0.0	0	0	0
<b>Returns</b>	<b>5</b>	<b>107</b>	<b>21.4</b>	<b>0</b>	<b>26</b>	<b>0</b>

FUMBLES	OWN			OPP			OUT		
	FUM	REC	YDS	TD	FORCED	REC	YDS	TD	BDS
D. Rudd	0	0	0	0	1	0	0	0	0
T. Rogers	0	0	0	0	1	0	0	0	0
T. Couch	2	2	0	0	0	0	0	0	0
<b>Total</b>	<b>2</b>	<b>2</b>	<b>0</b>	<b>0</b>	<b>2</b>	<b>0</b>	<b>0</b>	<b>0</b>	<b>0</b>



# 2001 REVIEW

## WEEK-BY-WEEK SUMMARIES

### DEFENSIVE STATISTICS

Player	TACKLES			TFL	Sacks	Yds	Press.	Ints	Yds	PBU	FUMBLES		
	Total	Solo	Asst.								For.	Rec.	Safties
Percy Ellsworth	14	7	7	-	-	-	-	-	-	1	-	-	-
Brant Boyer	13	9	4	-	-	-	-	-	-	-	-	-	-
Jamir Miller	10	6	3	1	1.0	3.0	2	-	-	-	1	-	-
Daylon McCutcheon	8	7	1	-	-	-	-	-	-	1	-	-	-
Devin Bush	5	4	1	-	-	-	-	-	-	-	-	-	-
Corey Fuller	5	3	2	-	-	-	-	-	-	3	-	-	-
Orpheus Roye	5	3	0	2	-	-	-	-	-	1	-	-	1
Dwayne Rudd	5	2	3	-	-	-	-	-	-	-	-	-	-
Earl Little	4	1	3	-	-	-	-	-	-	-	-	-	-
Tyrone Rogers	3	3	0	-	1	4.0	-	-	-	-	1	-	-
Gerard Warren	3	2	1	-	-	-	3	-	-	-	-	-	-
Mark Smith	3	2	0	1	-	-	1	-	-	-	-	-	-
Courtney Brown	2	1	1	-	-	-	2	-	-	1	-	-	-
Anthony Henry	2	0	2	-	-	-	-	-	-	2	-	-	-
Ray Jackson	1	1	0	-	-	-	-	-	-	-	-	-	-
Greg Spires	0	-	-	-	-	-	1	-	-	-	-	-	-
Scott Frost	0	-	-	-	-	-	-	-	-	-	-	-	-
Lenoy Jones	0	-	-	-	-	-	-	-	-	-	-	-	-
<b>BROWNS TOTALS</b>	<b>83</b>	<b>51</b>	<b>28</b>	<b>4</b>	<b>2.0</b>	<b>7.0</b>	<b>9</b>	<b>0</b>	<b>0</b>	<b>9</b>	<b>2</b>	<b>0</b>	<b>1</b>

### SPECIAL TEAMS TACKLES

Player	TACKLES			FUMBLES		BLOCKED			TDs	Safties
	Total	Solo	Asst.	For.	Rec.	PATs	FGs	Punts		
Scott Frost	3	1	2	-	-	-	-	-	-	-
Mike Sellers	2	2	0	-	-	-	-	-	-	-
Raymond Jackson	2	2	0	-	-	-	-	-	-	-
Tarek Saleh	2	1	1	-	-	-	-	-	-	-
Devin Bush	1	1	0	-	-	-	-	-	-	-
Lenoy Jones	1	1	0	-	-	-	-	-	-	-
Ryan Kuehl	1	1	0	-	-	-	-	-	-	-
Anthony Denman	1	1	0	-	-	-	-	-	-	-
Aaron Shea	1	0	1	-	-	-	-	-	-	-
<b>BROWNS TOTAL</b>	<b>14</b>	<b>10</b>	<b>4</b>	<b>0</b>	<b>0</b>	<b>0</b>	<b>0</b>	<b>0</b>	<b>0</b>	<b>0</b>

### TEAM STATISTICS

	VISITOR STEELERS	HOME BROWNS
TOTAL FIRST DOWNS	20	15
By Rushing	12	4
By Passing	7	10
By Penalty	1	1
THIRD DOWN EFFICIENCY	7-16-44%	6-16-38%
FOURTH DOWN EFFICIENCY	0-0-0%	0-0-0%
TOTAL NET YARDS	428	187
Total Offensive Plays (inc. times thrown passing)	75	63
Average gain per offensive play	5.7	3.0
NET YARDS RUSHING	247	74
Total Rushing Plays	41	23
Average gain per rushing play	6.0	3.2
Tackles for a loss-number and yards	4-5	2-4
NET YARDS PASSING	181	113
Times thrown - yards lost attempting to pass	2-7	7-47
Gross yards passing	188	160
PASS ATTEMPTS-COMPLETIONS-HAD INTERCEPTED	32-18-0	33-18-0
Avg gain per pass play (inc.# thrown passing)	5.3	2.8
KICKOFFS Number-In End Zone-Touchbacks	6-0-0	4-0-0
PUNTS Number and Average	4-46.8	9-41.8
Had Blocked	0	0
FGs - PATs Had Blocked	0-0	0-0
Net Punting Average	42.3	38.2
TOTAL RETURN YARDAGE (Not Including Kickoffs)	32	18
No. and Yards Punt Returns	4-32	2-18
No. and Yards Kickoff Returns	4-60	5-107
No. and Yards Interception Returns	0-0	0-0
PENALTIES Number and Yards	2-30	5-45
FUMBLES Number and Lost	2-1	2-0
TOUCHDOWNS	0	1
Rushing	0	0
Passing	0	1
EXTRA POINTS Made-Attempts	0-0	1-1
Kicking Made-Attempts	0-0	1-1
FIELD GOALS Made-Attempts	5-6	1-1
RED ZONE EFFICIENCY	0-5-0%	1-1-100%
GOAL TO GO EFFICIENCY	0-2-0%	0-0-0%
SAFETIES	0	1
FINAL SCORE	15	12
TIME OF POSSESSION	35:59	29:23

# 2001 REVIEW

## WEEK-BY-WEEK SUMMARIES

# 9

### CLEVELAND BROWNS 27, BALTIMORE RAVENS 17

NOV. 18, 2001 • PSINET STADIUM • ATTENDANCE: 69,353

#### STARTING LINEUPS

CLEVELAND BROWNS					BALTIMORE RAVENS				
OFFENSE			DEFENSE		OFFENSE			DEFENSE	
WR 85	K. Johnson		RE 92	C. Brown	WR 87	Q. Ismail	LE 96	A. Thomas	
LT 72	R. Oben		RT 99	O. Roye	LT 75	J. Ogden	LT 95	S. Adams	
LG 77	R. Verba		LT 94	G. Warren	LG 64	E. Multitalo	RT 98	T. Siragusa	
C 64	D. Wohlabaugh		LE 78	T. Rogers	C 62	M. Flynn	RE 99	M. McCrary	
RG 66	J. McKinney		WLB 57	D. Rudd	RG 66	B. Anderson	SLB 58	P. Boulware	
RT 69	R. Chanoine		MLB 51	L. Jones	RT 77	K. Vickers	RE 99	M. McCrary	
TE 87	O. Santiago		SLB 95	J. Miller	TE 82	S. Sharpe	WLB 55	J. Sharper	
WR 86	D. Northcutt		RCB 33	D. McCutcheon	WR 89	T. Taylor	LCB 22	D. Starks	
QB 2	T. Couch		LCB 24	C. Fuller	QB 18	E. Grbac	RCB 21	C. McAlister	
RB 30	J. White		SS 20	E. Little	WR 89	T. Taylor	SS 45	C. Harris	
HB 80	A. Shea		FS 43	P. Ellsworth	FB 32	S. Gash	FS 26	R. Woodson	
Cleveland Browns	1	2	3	4	OT	Total			
Baltimore Ravens	3	17	0	7	0	17			

#### SCORING PLAY

Team	Qtr	Time	Play Description (Extra Point) (Drive Info)	Visitor	Home
Browns	1	9:24	P. Dawson 29 yd. Field Goal (10-31, 5:36)	3	0
Browns	2	10:10	B. Gay 7 yd. run (P. Dawson kick) (4-39, 2:03)	10	0
Browns	2	8:09	D. Bush 43 yd. interception return (P. Dawson kick)	17	0
Ravens	2	5:34	B. Stokley 21 yd. pass from E.Grbac (M. Stover kick) (6-60, 2:35)	17	7
Browns	2	2:00	P. Dawson 42 yd. Field Goal (7-34, 3:34)	20	7
Ravens	3	6:07	T. Heap 24 yd. pass from E.Grbac (M. Stover kick) (2-26, 0:41)	20	14
Ravens	3	1:30	M. Stover 42 yd. Field Goal (4-5, 1:59)	20	17
Browns	4	4:02	J. White 1 yd. run (P. Dawson kick) (12-68, 5:51)	27	17

#### FINAL INDIVIDUAL STATISTICS

CLEVELAND BROWNS					
RUSHING	ATT	YDS	AVG	LG	TD
B. Gay	18	56	3.1	21	1
J. White	9	29	3.2	7	1
D. Northcutt	1	12	12.0	12	0
T. Couch	2	-2	-1.0	-1	0
Total	30	95	3.2	21	2

CLEVELAND BROWNS								
PASSING	ATT	CMP	YDS	SK/YD	TD	LG	IN	RT
T. Couch	30	19	144	1/7	0	26	3	35.3
Total	30	19	144	1/7	0	26	3	35.3

PASS RECEIVING					
	NO	YDS	AVG	LG	TD
D. Northcutt	5	45	9.0	26	0
J. White	4	18	4.5	7	0
K. Johnson	3	54	18.0	22	0
Q. Morgan	2	15	7.5	11	0
O. Santiago	2	9	4.5	5	0
B. Gay	1	7	7.0	7	0
A. Shea	1	6	6.0	6	0
T. Couch	1	-10	-10.0	-10	0
Total	19	144	7.6	26	0

INTERCEPTIONS					
	NO	YDS	AVG	LG	TD
A. Henry	3	0	0.0	0	0
D. Bush	1	43	43.0	43	1
Total	4	43	10.8	43	1

PUNTING						
	N	YDS	AVG	TB	IN20	LG
C. Gardocki	4	196	49.0	1	0	56
Total	4	196	49.0	1	0	56

PUNT RETURNS						
	NO	YDS	AVG	FC	LG	TD
D. Northcutt	1	1	1.0	1	1	0

Returns						
	NO	YDS	AVG	FC	LG	TD
	1	1	1.0	1	1	0

KICKOFF RETURNS						
	NO	YDS	AVG	FC	LG	TD
Q. Morgan	2	71	35.5	0	51	0
B. Gay	2	66	33.0	0	42	0

Returns						
	NO	YDS	AVG	FC	LG	TD
	4	137	34.3	0	51	0

OWN										OPP										OUT			
FUMBLES	FUM	REC	YDS	TD	FORCED	REC	YDS	TD	BDS	FUMBLES	FUM	REC	YDS	TD	FORCED	REC	YDS	TD	BDS	FUM	TD	BDS	
C. Brown	0	0	0	0	1	1	0	0	0	E. Grbac	1	0	0	0	0	0	0	0	0		0	0	0
Total	0	0	0	0	1	1	0	0	0	Total	1	0	0	0	0	0	0	0	0		0	0	0

BALTIMORE RAVENS					
RUSHING	ATT	YDS	AVG	LG	TD
J. Brookins	21	89	4.2	22	0
M. Williams	5	19	3.8	9	0
J. Lewis	1	0	0.0	0	0
Total	27	108	4.0	22	0

BALTIMORE RAVENS								
PASSING	ATT	CMP	YDS	SK/YD	TD	LG	IN	RT
E. Grbac	44	23	261	2/19	2	29	4	47.6
Total	44	23	261	2/19	2	29	4	47.6

PASS RECEIVING					
	NO	YDS	AVG	LG	TD
S. Sharpe	7	78	11.1	29	0
Q. Ismail	6	68	11.3	22	0
T. Taylor	5	48	9.6	14	0
T. Heap	1	24	24.0	24	1
B. Stokley	1	21	21.0	21	1
M. Williams	1	15	15.0	15	0
J. Lewis	1	5	5.0	5	0
O. Ayanbadejo	1	2	2.0	2	0
Total	23	261	11.3	29	2

INTERCEPTIONS					
	NO	YDS	AVG	LG	TD
R. Woodson	1	10	10.0	10	0
M. McCrary	1	1	1.0	1	0
A. Porter	1	-3	-3.0	-3	0
Total	3	8	2.7	10	0

PUNTING						
	NO	YDS	AVG	TB	IN20	G
K. Richardson	2	88	44.0	0	0	46
Total	2	88	44.0	0	0	46

PUNT RETURNS						
	NO	YDS	AVG	FC	LG	TD
J. Lewis	3	44	14.7	0	18	0
[TOUCHBACK]	1	0	0.0	0	0	0
Returns	3	44	14.7	0	18	0

KICKOFF RETURNS						
	NO	YDS	AVG	FC	LG	TD
J. Lewis	4	84	21.0	0	36	0
C. Harris	1	14	14.0	0	14	0
[OUT OF BOUNDS]	1	0	0.0	0	0	0
Returns	5	98	19.6	0	36	0

OWN										OPP										OUT			
FUMBLES	FUM	REC	YDS	TD	FORCED	REC	YDS	TD	BDS	FUMBLES	FUM	REC	YDS	TD	FORCED	REC	YDS	TD	BDS	FUM	TD	BDS	
E. Grbac	1	0	0	0	0	0	0	0	0	E. Grbac	1	0	0	0	0	0	0	0	0		0	0	0
Total	1	0	0	0	0	0	0	0	0	Total	1	0	0	0	0	0	0	0	0		0	0	0

# 2001 REVIEW

## WEEK-BY-WEEK SUMMARIES

### DEFENSIVE STATISTICS

Player	TACKLES				TFL	Sacks	Yds	Press.	Ints	Yds	PBU	FUMBLES		
	Total	Solo	Asst.									For.	Rec.	Safties
Corey Fuller	9	8	1	-	-	-	-	-	-	-	2	-	-	-
Lenoy Jones	7	5	2	-	-	-	-	-	-	-	-	-	-	-
Jamir Miller	7	5	1	1	1.0	8.0	8	-	-	-	-	-	-	-
Earl Little	6	5	1	-	-	-	-	-	-	-	1	-	-	-
Tyrone Rogers	5	5	0	-	-	-	1	-	-	-	-	-	-	-
Courtney Brown	5	4	1	-	1.0	11.0	3	-	-	-	-	1	1	-
Orpheus Roye	5	4	0	1	-	-	2	-	-	-	-	-	-	-
Percy Ellsworth	5	3	2	-	-	-	-	-	-	-	-	-	-	-
Gerard Warren	4	3	1	-	-	-	2	-	-	-	-	-	-	-
Dwayne Rudd	4	1	3	-	-	-	1	-	-	-	1	-	-	-
Brant Boyer	3	3	0	-	-	-	1	-	-	-	-	-	-	-
Daylon McCutcheon	3	1	2	-	-	-	1	-	-	-	1	-	-	-
Anthony Henry	2	2	0	-	-	-	-	3	0	2	-	-	-	-
Ray Jackson	2	2	0	-	-	-	-	-	-	-	-	-	-	-
Alvin McKinley	2	2	0	-	-	-	-	-	-	-	-	-	-	-
Mark Smith	1	1	0	-	-	-	4	-	-	1	-	-	-	-
Devin Bush	1	0	1	-	-	-	-	1	43	-	-	-	-	-
Greg Spires	0	-	-	-	-	-	-	-	-	-	-	-	-	-
<b>BROWNS TOTALS</b>	<b>71</b>	<b>54</b>	<b>15</b>	<b>2</b>	<b>2.0</b>	<b>19.0</b>	<b>23</b>	<b>4</b>	<b>43</b>	<b>8</b>	<b>1</b>	<b>1</b>	<b>0</b>	<b>0</b>

### SPECIAL TEAMS TACKLES

Player	TACKLES			FUMBLES		BLOCKED			TDs	Safties
	Total	Solo	Asst.	For.	Rec.	PATs	FGs	Punts		
Mike Sellers	2	2	0	-	-	-	-	-	-	-
Marquis Smith	2	1	1	-	-	-	-	-	-	-
Earthwind Moreland	2	1	1	-	-	-	-	-	-	-
Scott Frost	2	0	2	-	-	-	-	-	-	-
Raymond Jackson	1	1	0	-	-	-	-	-	-	-
Devin Bush	1	1	0	-	-	-	-	-	-	-
Tarek Saleh	1	1	0	-	-	-	-	-	-	-
Brant Boyer	1	1	0	-	-	-	-	-	-	-
Chris Gardocki	1	0	1	-	-	-	-	-	-	-
Ryan Kuehl	1	0	1	-	-	-	-	-	-	-
<b>BROWNS TOTAL</b>	<b>14</b>	<b>8</b>	<b>6</b>	<b>0</b>	<b>0</b>	<b>0</b>	<b>0</b>	<b>0</b>	<b>0</b>	<b>0</b>

### TEAM STATISTICS

	VISITOR BROWNS	HOME RAVENS
TOTAL FIRST DOWNS	17	19
By Rushing	7	5
By Passing	7	14
By Penalty	3	0
THIRD DOWN EFFICIENCY	5-14-36%	6-15-40%
FOURTH DOWN EFFICIENCY	1-1-100%	0-3-0%
TOTAL NET YARDS	232	350
Total Offensive Plays (inc. times thrown passing)	61	73
Average gain per offensive play	3.8	4.8
NET YARDS RUSHING	95	108
Total Rushing Plays	30	27
Average gain per rushing play	3.2	4.0
Tackles for a loss-number and yards	3-10	3-4
NET YARDS PASSING	137	242
Times thrown - yards lost attempting to pass	1-7	2-19
Gross yards passing	144	261
PASS ATTEMPTS-COMPLETIONS-HAD INTERCEPTED	30-19-3	44-23-4
Avg gain per pass play (inc.# thrown passing)	4.4	5.3
KICKOFFS Number-In End Zone-Touchbacks	6-0-0	4-0-0
PUNTS Number and Average	4-49.0	2-44.0
Had Blocked	0	0
FGs - PATs Had Blocked	0-0	0-0
Net Punting Average	33.0	43.5
TOTAL RETURN YARDAGE (Not Including Kickoffs)	44	52
No. and Yards Punt Returns	1-1	3-44
No. and Yards Kickoff Returns	4-137	5-98
No. and Yards Interception Returns	4-43	3-8
PENALTIES Number and Yards	7-50	7-47
FUMBLES Number and Lost	0-0	1-1
TOUCHDOWNS	3	2
Rushing	2	0
Passing	0	2
Interceptions	1	0
EXTRA POINTS Made-Attempts	3-3	2-2
Kicking Made-Attempts	3-3	2-2
FIELD GOALS Made-Attempts	2-2	1-1
RED ZONE EFFICIENCY	2-3-67%	0-2-0%
GOAL TO GO EFFICIENCY	2-2-100%	0-1-0%
SAFTIES	0	0
FINAL SCORE	27	17
TIME OF POSSESSION	30:45	29:15

10

**CLEVELAND BROWNS 18, CINCINNATI BENGALS 0**  
NOV. 25, 2001 • CLEVELAND BROWNS STADIUM • ATTENDANCE: 72,918

**STARTING LINEUPS**

CINCINNATI BENGALS				CLEVELAND BROWNS			
OFFENSE		DEFENSE		OFFENSE		DEFENSE	
WR 86 D. Scott	LE 96 V. Booker	WR 85 K. Johnson	LE 92 C. Brown				
LT 73 R. Webb	LDT 99 O. Gibson	LT 72 R. Oben	LT 93 M. Smith				
LG 79 S. Rehberg	RDT 94 T. Williams	LG 77 R. Verba	RT 99 O. Roye				
C 74 R. Braham	RE 90 J. Smith	C 64 D. Wohlabaugh	RE 78 T. Rogers				
RG 63 M. Goff	LLB 95 S. Foley	RG 66 J. McKinney	SLB 57 D. Rudd				
RT 71 W. Anderson	MLB 56 B. Simmons	RT 69 R. Chanoine	MLB 58 W. Rainer				
TE 82 T. McGee	RLB 51 T. Spikes	TE 87 O. Santiago	WLB 95 J. Miller				
WR 80 P. Warrick	LCB 20 M. Roman	WR 86 D. Northcutt	LCB 33 D. McCutcheon				
QB 3 J. Kitna	RCB 27 A. Hawkins	QB 2 T. Couch	RCB 24 C. Fuller				
HB 28 C. Dillon	SS 33 J. Armour	RB 29 J. Jackson	SS 20 E. Little				
FB 41 L. Neal	FS 26 C. Hall	HB 80 A. Shea	FS 23 D. Bush				
	1 2 3 4 OT Total						
Cincinnati Bengals	0	0	0	0	0	0	0
Cleveland Browns	3	9	0	6	0	18	

**SCORING PLAY**

Team	Qtr	Time	Play Description (Extra Point) (Drive Info)	Visitor	Home
Browns	1	11:26	P. Dawson 23 yd. Field Goal (7-24, 2:30)	0	3
Browns	2	13:18	P. Dawson 27 yd. Field Goal (11-54, 4:02)	0	6
Browns	2	0:26	K. Johnson 6 yd. pass from T. Couch (kick failed, wl) (2-10, 0:24)	0	12
Browns	4	2:55	P. Dawson 23 yd. Field Goal (7-24, 4:11)	0	15
Browns	4	1:13	P. Dawson 33 yd. Field Goal (4-4, 1:23)	0	18

**FINAL INDIVIDUAL STATISTICS**

CINCINNATI BENGALS						
RUSHING	ATT	YDS	AVG	LG	TD	
C. Dillon	20	63	3.2	18	0	
B. Bennett	2	17	8.5	12	0	
L. Neal	1	4	4.0	4	0	
A. Smith	1	0	0.0	0	0	
<b>Total</b>	<b>24</b>	<b>84</b>	<b>3.5</b>	<b>18</b>	<b>0</b>	
PASSING						
	ATT	CMP	YDS	SK/YD	TD	LG IN RT
J. Kitna	19	8	85	0/0	0	22 2 16.2
S. Mitchell	12	4	38	2/15	0	16 3 3.5
A. Smith	2	1	2	1/3	0	2 0 56.2
<b>Total</b>	<b>33</b>	<b>13</b>	<b>125</b>	<b>3/18</b>	<b>0</b>	<b>22 5 75.9</b>
PASS RECEIVING						
	NO	YDS	AVG	LG	TD	
D. Farmer	3	32	10.7	12	0	
R. Dugans	3	19	6.3	11	0	
D. Scott	2	24	12.0	16	0	
T. McGee	2	15	7.5	13	0	
P. Warrick	1	22	22.0	22	0	
C. Johnson	1	7	7.0	7	0	
C. Dillon	1	6	6.0	6	0	
<b>Total</b>	<b>13</b>	<b>125</b>	<b>9.6</b>	<b>22</b>	<b>0</b>	
INTERCEPTIONS						
	NO	YDS	AVG	LG	TD	
C. Carter	1	10	10.0	10	0	
M. Roman	1	0	0.0	0	0	
<b>Total</b>	<b>2</b>	<b>10</b>	<b>5.0</b>	<b>10</b>	<b>0</b>	
PUNTING						
	N	YDS	AVG	TB	IN20	LG
N. Harris	5	220	44.0	0	3	50
<b>Total</b>	<b>5</b>	<b>220</b>	<b>44.0</b>	<b>0</b>	<b>3</b>	<b>50</b>
PUNT RETURNS						
	NO	YDS	AVG	FC	LG	TD
T. Houshmandzadeh	5	126	25.2	0	86	0
[TOUCHBACK]	2	0	0.0	0	0	0
<b>Returns</b>	<b>5</b>	<b>126</b>	<b>25.2</b>	<b>0</b>	<b>86</b>	<b>0</b>
KICKOFF RETURNS						
	NO	YDS	AVG	FC	LG	TD
C. Keaton	3	69	23.0	0	27	0
B. Gutierrez	1	8	8.0	0	8	0
[TOUCHBACK]	2	0	0.0	0	0	0
<b>Returns</b>	<b>6</b>	<b>77</b>	<b>19.3</b>	<b>0</b>	<b>27</b>	<b>0</b>

CLEVELAND BROWNS						
RUSHING	ATT	YDS	AVG	LG	TD	
J. Jackson	18	40	2.2	6	0	
B. Gay	10	16	1.6	9	0	
J. White	5	13	2.6	5	0	
D. Northcutt	1	9	9.0	9	0	
T. Couch	5	0	0.0	1	0	
<b>Total</b>	<b>39</b>	<b>78</b>	<b>2.0</b>	<b>9</b>	<b>0</b>	
PASSING						
	ATT	CMP	YDS	SK/YD	TD	LG IN RT
T. Couch	27	16	189	3/18	1	47 2 62.1
<b>Total</b>	<b>27</b>	<b>16</b>	<b>189</b>	<b>3/18</b>	<b>1</b>	<b>47 2 62.1</b>
PASS RECEIVING						
	NO	YDS	AVG	LG	TD	
K. Johnson	6	113	18.8	47	1	
Q. Morgan	5	40	8.0	24	0	
A. Shea	3	21	7.0	9	0	
D. Northcutt	1	13	13.0	13	0	
J. Dawson	1	2	2.0	2	0	
<b>Total</b>	<b>16</b>	<b>189</b>	<b>11.8</b>	<b>47</b>	<b>1</b>	
INTERCEPTIONS						
	NO	YDS	AVG	LG	TD	
D. McCutcheon	2	30	15.0	16	0	
R. Jackson	1	52	52.0	52	0	
C. Fuller	1	32	32.0	32	0	
B. Boyer	1	4	4.0	4	0	
<b>Total</b>	<b>5</b>	<b>118</b>	<b>23.6</b>	<b>52</b>	<b>0</b>	
PUNTING						
	NO	YDS	AVG	TB	IN20	G
C. Gardocki	7	325	46.4	2	0	54
<b>Total</b>	<b>7</b>	<b>325</b>	<b>46.4</b>	<b>2</b>	<b>0</b>	<b>54</b>
PUNT RETURNS						
	NO	YDS	AVG	FC	LG	TD
D. Northcutt	1	4	4.0	0	4	0
S. Frost	0	0	0.0	1	0	0
[DOWNED]	2	0	0.0	0	0	0
[OUT OF BOUNDS]	1	0	0.0	0	0	0
<b>Returns</b>	<b>1</b>	<b>4</b>	<b>4.0</b>	<b>1</b>	<b>4</b>	<b>0</b>
KICKOFF RETURNS						
	NO	YDS	AVG	FC	LG	TD
Q. Morgan	1	18	18.0	0	18	0
<b>Returns</b>	<b>1</b>	<b>18</b>	<b>18.0</b>	<b>0</b>	<b>18</b>	<b>0</b>

# 2001 REVIEW

## WEEK-BY-WEEK SUMMARIES

CINCINNATI BENGALS										CLEVELAND BROWNS										
OWN					OPP					OWN					OPP					
FUMBLES	FUM	REC	YDS	TD	FORCED	REC	YDS	TD	BDS	FUMBLES	FUM	REC	YDS	TD	FORCED	REC	YDS	TD	BDS	
B. Simmons	0	0	0	0	1	0	0	0	0	B. Gay	1	0	0	0	0	0	0	0	0	0
T. Williams	0	0	0	0	0	1	0	0	0	McCutcheon	0	0	0	0	1	0	0	0	0	0
P. Warrick	1	0	0	0	0	0	0	0	0	C. Fuller	0	0	0	0	0	1	0	0	0	0
D. Farmer	1	0	0	0	0	0	0	0	0	Q. Morgan	2	0	0	0	0	0	0	0	0	1
R. Dugans	0	1	0	0	0	0	0	0	0	E. Little	0	0	0	0	1	0	0	0	0	0
Houshman	1	0	0	0	0	0	0	0	0	A. Shea	0	1	0	0	0	0	0	0	0	0
R. Brahm	1	0	-22	0	0	0	0	0	0	S. Frost	0	0	0	0	0	1	0	0	0	0
A. Smith	0	1	0	0	0	0	0	0	0	T. Couch	1	1	-4	0	0	0	0	0	0	0
<b>Total</b>	<b>4</b>	<b>2</b>	<b>-22</b>	<b>0</b>	<b>1</b>	<b>1</b>	<b>0</b>	<b>0</b>	<b>0</b>	<b>Total</b>	<b>4</b>	<b>2</b>	<b>-4</b>	<b>0</b>	<b>2</b>	<b>2</b>	<b>0</b>	<b>0</b>	<b>0</b>	<b>1</b>

DEFENSIVE STATISTICS													
Player	Total	Solo	Asst.	TFL	Sacks	Yds	Press.	Ints	Yds	PBU	FUMBLES For.	Rec.	Safties
Corey Fuller	10	6	3	1	-	-	-	1	32	2	1	1	-
Earl Little	9	6	3	-	-	-	-	-	-	1	-	-	-
Jamir Miller	6	6	0	-	-	-	3	-	-	1	-	-	-
Mark Smith	6	5	1	-	-	1.0	6.0	-	-	1	-	-	-
Dwayne Rudd	6	4	2	-	0.5	4.5	1	-	-	-	-	-	-
Courtney Brown	5	5	0	-	0.5	4.5	4	-	-	-	-	-	-
Devin Bush	5	2	3	-	-	-	-	-	1	4	-	-	-
Brant Boyer	3	2	1	-	-	-	-	-	-	-	-	-	-
Daylon McCutcheon	3	2	0	1	-	-	-	2	30	-	1	-	-
Wali Rainer	3	1	2	-	-	-	-	-	-	-	-	-	-
Anthony Henry	2	1	1	-	-	-	-	-	-	1	-	-	-
Tyrone Rogers	1	1	0	-	1.0	3.0	3	-	-	-	-	-	-
Greg Spires	1	1	0	-	-	-	-	-	-	-	-	-	-
Orpheus Roye	0	-	-	-	-	-	-	-	-	-	-	-	-
Ray Jackson	0	-	-	-	-	-	-	1	52	-	-	-	-
<b>BROWNS TOTALS</b>	<b>60</b>	<b>42</b>	<b>16</b>	<b>2</b>	<b>3.0</b>	<b>18.0</b>	<b>12</b>	<b>5</b>	<b>118</b>	<b>6</b>	<b>2</b>	<b>1</b>	<b>0</b>

SPECIAL TEAMS TACKLES												
Player	Total	TACKLES		FUMBLES		PATs	BLOCKED			TDs	Safties	
		Solo	Asst.	For.	Rec.		FGs	Punts	TDs			
Brant Boyer	4	4	0	-	-	-	-	-	-	-	-	-
Ryan Kuehl	2	1	1	-	-	-	-	-	-	-	-	-
Marquis Smith	1	1	0	-	-	-	-	-	-	-	-	-
Aaron Shea	1	1	0	-	-	-	-	-	-	-	-	-
Scott Frost	1	1	0	-	1	-	-	-	-	-	-	-
Percy Ellsworth	1	1	0	-	-	-	-	-	-	-	-	-
Earthwind Moreland	1	0	1	-	-	-	-	-	-	-	-	-
Tarek Saleh	1	0	1	-	-	-	-	-	-	-	-	-
Benjamin Gay	1	0	1	-	-	-	-	-	-	-	-	-
<b>BROWNS TOTAL</b>	<b>13</b>	<b>9</b>	<b>4</b>	<b>0</b>	<b>1</b>	<b>0</b>	<b>0</b>	<b>0</b>	<b>0</b>	<b>0</b>	<b>0</b>	<b>0</b>

TEAM STATISTICS		
	VISITOR BENGALS	HOME BROWNS
TOTAL FIRST DOWNS	12	14
By Rushing	5	6
By Passing	6	7
By Penalty	1	1
THIRD DOWN EFFICIENCY	3-14-21%	5-17-29%
FOURTH DOWN EFFICIENCY	0-1-0%	1-1-100%
TOTAL NET YARDS	191	249
Total Offensive Plays (inc. times thrown passing)	60	69
Average gain per offensive play	3.2	3.6
NET YARDS RUSHING	84	78
Total Rushing Plays	24	39
Average gain per rushing play	3.5	2.0
Tackles for a loss-number and yards	2-6	4-17
NET YARDS PASSING	107	171
Times thrown - yards lost attempting to pass	3-18	3-18
Gross yards passing	125	189
PASS ATTEMPTS-COMPLETIONS-HAD INTERCEPTED	33-13-5	27-16-2
Avg gain per pass play (inc.# thrown passing)	3.0	5.7
KICKOFFS Number-In End Zone-Touchbacks	1-1-0	6-3-2
PUNTS Number and Average	5-44.0	7-46.4
Had Blocked	0	0
FGs - PATs Had Blocked	0-0	0-0
Net Punting Average	43.2	22.7
TOTAL RETURN YARDAGE (Not Including Kickoffs)	136	122
No. and Yards Punt Returns	5-126	1-4
No. and Yards Kickoff Returns	4-77	1-18
No. and Yards Interception Returns	2-10	5-118
PENALTIES Number and Yards	5-26	2-25
FUMBLES Number and Lost	4-2	4-1
TOUCHDOWNS	0	1
Rushing	0	0
Passing	0	1
EXTRA POINTS Made-Attempts	0-0	0-1
Kicking Made-Attempts	0-0	0-1
FIELD GOALS Made-Attempts	0-2	4-4
RED ZONE EFFICIENCY	0-1-0%	1-6-17%
GOAL TO GO EFFICIENCY	0-1-0%	1-4-25%
SAFTIES	0	0
FINAL SCORE	0	18
TIME OF POSSESSION	24:45	35:15

# 2001 REVIEW

## WEEK-BY-WEEK SUMMARIES

# 11

## TENNESSEE TITANS 31, CLEVELAND BROWNS 15

DEC. 2, 2001 • CLEVELAND BROWNS STADIUM • ATTENDANCE: 72,818

### STARTING LINEUPS

TENNESSEE TITANS				CLEVELAND BROWNS			
OFFENSE		DEFENSE		OFFENSE		DEFENSE	
WR 85	D. Mason	LE 93	K. Carter	WR 85	K. Johnson	LE 92	C. Brown
TE 88	E. Kinney	LT 91	J. Evans	LT 72	R. Oben	LT 99	O. Roye
LT 76	J. Mathews	RT 97	J. Fisk	LG 77	R. Verba	RT 94	G. Warren
LG 69	Z. Piller	RE 90	J. Kearse	C 64	D. Wohlabaugh	RE 78	T. Rogers
C 74	B. Matthews	LLB 51	G. Favors	RG 66	J. McKinney	SLB 57	D. Rudd
RG 75	B. Olson	MLB 56	R. Godfrey	RT 69	R. Chanoine	MLB 58	W. Rainer
RT 71	F. Miller	RLB 55	E. Robinson	TE 87	O. Santiago	WLB 95	J. Miller
TE 89	F. Wycheck	LCB 22	A. Dyson	WR 86	D. Northcutt	LCB 33	D. McCutcheon
WR 87	K. Dyson	RCB 21	S. Rolfe	QB 2	T. Couch	RCB 24	C. Fuller
QB 9	S. McNair	SS 28	A. Morris	B 30	J. White	SS 20	E. Little
RB 27	E. George	FS 35	P. Phenix	HB 80	A. Shea	FS 23	D. Bush
Tennessee Titans		1	2	4		OT	Total
Cleveland Browns		14	3	0		0	31
		0	7	8		0	15

### SCORING PLAY

Team	Qtr	Time	Play Description (Extra Point) (Drive Info)	Visitor	Home
Titans	1	12:01	E. George 1 yd. run (J. Nedney kick) (5-19, 2:46)	7	0
Titans	1	5:24	D. Mason 43 yd. pass from S. McNair (J. Nedney kick) (2-49, 0:47)	14	0
Titans	2	12:43	J. Nedney 29 yd. Field Goal (10-50, 5:25)	17	0
Browns	2	5:57	K. Johnson 10 yd. pass from T. Couch (P. Dawson kick) (11-61, 6:46)	17	7
Titans	3	8:06	D. Bennett 5 yd. pass from S. McNair (J. Nedney kick) (6-44, 2:47)	24	7
Titans	3	5:51	D. Mason 71 yd. pass from S. McNair (J. Nedney kick) (2-75, 0:52)	31	7
Browns	4	1:23	K. Johnson 20 yd. pass from K. Holcomb (J. White run) (4-49, 1:02)	31	15

### FINAL INDIVIDUAL STATISTICS

TENNESSEE TITANS								
RUSHING	ATT	YDS	AVG	LG	TD			
E. George	23	51	2.2	7	1			
S. Hicks	10	51	5.1	25	0			
S. McNair	2	10	5.0	6	0			
N. O'Donnell	4	-1	-0.3	1	0			
<b>Total</b>	<b>39</b>	<b>111</b>	<b>2.8</b>	<b>25</b>	<b>1</b>			
PASSING								
ATT	CMP	YDS	SK/YD	TD	LG	IN RT		
S. McNair	17	11	244	0/0	3	71 0 147.7		
N. O'Donnell	2	2	28	0/0	0	15 0 118.8		
<b>Total</b>	<b>19</b>	<b>13</b>	<b>272</b>	<b>0/0</b>	<b>3</b>	<b>71 0 0</b>		
PASS RECEIVING								
NO	YDS	AVG	LG	TD				
K. Dyson	6	110	18.3	42	0			
D. Mason	3	122	40.7	71	2			
F. Wycheck	2	23	11.5	15	0			
D. Bennett	2	17	8.5	12	1			
<b>Total</b>	<b>13</b>	<b>272</b>	<b>20.9</b>	<b>71</b>	<b>3</b>			
INTERCEPTIONS								
NO	YDS	AVG	LG	TD				
M. Booker	1	0	0.0	0	0			
<b>Total</b>	<b>1</b>	<b>0</b>	<b>0.0</b>	<b>0</b>	<b>0</b>			
PUNTING								
N	YDS	AVG	TB	IN20	LG			
C. Henrich	6	222	37.0	0	2	53		
<b>Total</b>	<b>6</b>	<b>222</b>	<b>37.0</b>	<b>0</b>	<b>2</b>	<b>53</b>		
PUNT RETURNS								
NO	YDS	AVG	FC	LG	TD			
D. Mason	5	33	6.6	1	11	0		
[DOWNED]	1	0	0.0	0	0	0		
<b>Returns</b>	<b>5</b>	<b>33</b>	<b>6.6</b>	<b>1</b>	<b>11</b>	<b>0</b>		
KICKOFF RETURNS								
NO	YDS	AVG	FC	LG	TD			
D. Mason	2	24	12.0	0	23	0		
<b>Returns</b>	<b>2</b>	<b>24</b>	<b>12.0</b>	<b>0</b>	<b>23</b>	<b>0</b>		
FUMBLES								
OWN	REC	YDS	TD	OPP	REC	YDS	TD	OUT
D. Alexander	0	0	0	1	0	0	0	0
K. Bulluck	0	0	0	0	1	0	0	0
E. George	1	1	0	0	0	0	0	0
D. Mason	1	1	0	0	0	0	0	0
A. Dyson	0	0	0	0	1	0	0	0
J. Fisk	0	0	0	0	1	0	0	0
E. Robinson	0	0	0	0	1	0	0	0
<b>Total</b>	<b>2</b>	<b>2</b>	<b>0</b>	<b>3</b>	<b>2</b>	<b>0</b>	<b>0</b>	<b>0</b>

CLEVELAND BROWNS								
RUSHING	ATT	YDS	AVG	LG	TD			
B. Gay	8	37	4.6	20	0			
T. Couch	2	18	9.0	12	0			
D. Northcutt	1	5	5.0	5	0			
J. White	4	4	1.0	5	0			
S. Frost	1	1	1.0	1	0			
K. Holcomb	1	0	0.0	0	0			
<b>Total</b>	<b>17</b>	<b>65</b>	<b>3.8</b>	<b>20</b>	<b>0</b>			
PASSING								
ATT	CMP	YDS	SK/YD	TD	LG	IN RT		
T. Couch	26	17	110	2/7	1	17 1 71.0		
K. Holcomb	12	7	114	0/0	1	25 0 118.1		
<b>Total</b>	<b>38</b>	<b>24</b>	<b>224</b>	<b>2/7</b>	<b>2</b>	<b>25 1 0</b>		
PASS RECEIVING								
NO	YDS	AVG	LG	TD				
D. Northcutt	6	65	10.8	25	0			
A. Shea	6	32	5.3	12	0			
K. Johnson	4	41	10.3	20	2			
Q. Morgan	3	43	14.3	22	0			
J. Dawson	3	28	9.3	13	0			
J. White	2	15	7.5	14	0			
<b>Total</b>	<b>24</b>	<b>224</b>	<b>9.3</b>	<b>25</b>	<b>2</b>			
INTERCEPTIONS								
NO	YDS	AVG	LG	TD				
<b>Total</b>	<b>0</b>	<b>0</b>	<b>0.0</b>	<b>0</b>	<b>0</b>			
PUNTING								
NO	YDS	AVG	TB	IN20	LG			
C. Gardocki	7	300	42.9	0	1	48		
<b>Total</b>	<b>7</b>	<b>300</b>	<b>42.9</b>	<b>0</b>	<b>1</b>	<b>48</b>		
PUNT RETURNS								
NO	YDS	AVG	FC	LG	TD			
D. Northcutt	2	12	6.0	2	10	0		
[DOWNED]	2	0	0.0	0	0	0		
<b>Returns</b>	<b>2</b>	<b>12</b>	<b>6.0</b>	<b>2</b>	<b>10</b>	<b>0</b>		
KICKOFF RETURNS								
NO	YDS	AVG	FC	LG	TD			
B. Gay	3	62	20.7	0	32	0		
A. King	1	27	27.0	0	27	0		
Q. Morgan	1	17	17.0	0	17	0		
[TOUCHBACK]	1	0	0.0	0	0	0		
<b>Returns</b>	<b>5</b>	<b>106</b>	<b>21.2</b>	<b>0</b>	<b>32</b>	<b>0</b>		
FUMBLES								
OWN	REC	YDS	TD	OPP	REC	YDS	TD	OUT
Q. Morgan	1	0	0	0	0	0	0	0
K. Johnson	1	1	0	0	0	0	0	0
B. Gay	2	1	0	0	0	0	0	0
<b>Total</b>	<b>4</b>	<b>2</b>	<b>0</b>	<b>0</b>	<b>0</b>	<b>0</b>	<b>0</b>	<b>0</b>

# 2001 REVIEW

## WEEK-BY-WEEK SUMMARIES

### DEFENSIVE STATISTICS

Player	TACKLES			TFL	Sacks	Yds	Press.	Ints	Yds	PBU	FUMBLES		
	Total	Solo	Asst.								For.	Rec.	Safties
Devin Bush	11	6	5	-	-	-	-	-	-	-	-	-	-
Jamir Miller	8	7	1	-	-	-	1	-	-	-	-	-	-
Gerard Warren	8	6	1	1	-	-	5	-	-	-	-	-	-
Wali Rainer	7	3	4	-	-	-	-	-	-	-	-	-	-
Corey Fuller	6	5	1	-	-	-	-	-	-	-	-	-	-
Daylon McCutcheon	4	3	1	-	-	-	-	-	-	1	-	-	-
Orpheus Roye	4	3	1	-	-	-	-	-	-	-	-	-	-
Earl Little	3	3	0	-	-	-	-	-	-	-	-	-	-
Greg Spires	3	3	0	-	-	-	2	-	-	-	-	-	-
Dwayne Rudd	3	2	1	-	-	-	-	-	-	-	-	-	-
Brant Boyer	3	2	1	-	-	-	-	-	-	-	-	-	-
Alvin McKinley	2	1	1	-	-	-	-	-	-	-	-	-	-
Lenoy Jones	2	1	1	-	-	-	-	-	-	-	-	-	-
Marquis Smith	2	1	1	-	-	-	-	-	-	-	-	-	-
Tyrone Rogers	2	0	1	1	-	-	2	-	-	-	-	-	-
Anthony Henry	1	1	0	-	-	-	-	-	-	-	-	-	-
Mark Smith	1	1	0	-	-	-	-	-	-	-	-	-	-
Percy Ellsworth	1	1	0	-	-	-	-	-	-	-	-	-	-
Ray Jackson	1	1	0	-	-	-	-	-	-	-	-	-	-
Scott Frost	1	0	1	-	-	-	-	-	-	-	-	-	-
Courtney Brown	0	-	-	-	-	-	-	-	-	-	-	-	-
<b>BROWNS TOTALS</b>	<b>73</b>	<b>50</b>	<b>21</b>	<b>2</b>	<b>0.0</b>	<b>0.0</b>	<b>10</b>	<b>0</b>	<b>0</b>	<b>1</b>	<b>0</b>	<b>0</b>	<b>0</b>

### SPECIAL TEAMS TACKLES

Player	Total	TACKLES		FUMBLES		PATs	BLOCKED			TDs	Safties	
		Solo	Asst.	For.	Rec.		FGs	Punts	TDs			
Scott Frost	3	2	1	-	-	-	-	-	-	-	-	-
Lenoy Jones	2	1	1	-	-	-	-	-	-	-	-	-
Dwayne Rudd	2	1	1	-	-	-	-	-	-	-	-	-
Brant Boyer	1	1	0	-	-	-	-	-	-	-	-	-
Ryan Kuehl	1	1	0	-	-	-	-	-	-	-	-	-
Anthony Henry	1	0	1	-	-	-	-	-	-	-	-	-
<b>BROWNS TOTAL</b>	<b>10</b>	<b>6</b>	<b>4</b>	<b>0</b>	<b>0</b>	<b>0</b>	<b>0</b>	<b>0</b>	<b>0</b>	<b>0</b>	<b>0</b>	<b>0</b>

### TEAM STATISTICS

	VISITOR TITANS	HOME BROWNS
TOTAL FIRST DOWNS	14	16
By Rushing	2	4
By Passing	10	10
By Penalty	2	2
THIRD DOWN EFFICIENCY	4-12-33%	2-12-17%
FOURTH DOWN EFFICIENCY	0-1-0%	1-2-50%
TOTAL NET YARDS	383	282
Total Offensive Plays (inc. times thrown passing)	58	57
Average gain per offensive play	6.6	4.9
NET YARDS RUSHING	111	65
Total Rushing Plays	39	17
Average gain per rushing play	2.8	3.8
Tackles for a loss-number and yards	5-9	3-9
NET YARDS PASSING	272	217
Times thrown - yards lost attempting to pass	0-0	2-7
Gross yards passing	272	224
PASS ATTEMPTS-COMPLETIONS-HAD INTERCEPTED	19-13-0	38-24-1
Avg gain per pass play (inc.# thrown passing)	14.3	5.4
KICKOFFS Number-In End Zone-Touchbacks	6-1-1	3-0-0
PUNTS Number and Average	6-37.0	7-42.9
Had Blocked	0	0
FGs - PATs Had Blocked	0-0	0-0
Net Punting Average	35.0	38.1
TOTAL RETURN YARDAGE (Not Including Kickoffs)	33	12
No. and Yards Punt Returns	5-33	2-12
No. and Yards Kickoff Returns	2-24	5-106
No. and Yards Interception Returns	1-0	0-0
PENALTIES Number and Yards	9-72	7-52
FUMBLES Number and Lost	2-0	4-2
TOUCHDOWNS	4	2
Rushing	1	0
Passing	3	2
EXTRA POINTS Made-Attempts	4-4	2-2
Kicking Made-Attempts	4-4	1-1
Rushing Made-Attempts	0-0	1-1
FIELD GOALS Made-Attempts	1-1	0-0
RED ZONE EFFICIENCY	2-3-67%	1-3-33%
GOAL TO GO EFFICIENCY	2-3-67%	1-3-33%
SAFTIES	0	0
FINAL SCORE	31	15
TIME OF POSSESSION	33:27	26:33

**12** NEW ENGLAND PATRIOTS 23, CLEVELAND BROWNS 14  
DEC. 9, 2001 • FOXBORO STADIUM • ATTENDANCE: 60,292

CLEVELAND BROWNS				STARTING LINEUPS				NEW ENGLAND PATRIOTS							
OFFENSE				DEFENSE				OFFENSE				DEFENSE			
WR 85	K. Johnson	LE 93	M. Smith	WR 80	T. Brown	LE 91	B. Hamilton								
LT 72	R. Oben	LT 94	G. Warren	LT 72	M. Light	LT 92	D. Nugent								
LG 77	R. Verba	RE 96	G. Spires	LG 77	M. Compton	RE 93	R. Seymour								
C 64	D. Wohlabaugh	SLB 95	J. Miller	C 65	D. Woody	SLB 98	A. Seymour								
RG 66	J. McKinney	MLB 52	B. Boyer	RG 63	J. Andruzzi	MLB 54	T. Vrabel								
RT 69	R. Chanoine	WLB 57	D. Rudd	RT 64	G. Robinson-Randall	WLB 50	M. Vrabel								
TE 87	O. Santiago	DB 37	A. Henry	TE 83	R. Rutledge	DB 54	T. Bruschi								
WR 86	D. Northcutt	LCB 24	C. Fuller	WR 86	D. Patten	DB 95	R. Phifer								
QB 2	T. Couch	RCB 33	D. McCutcheon	QB 12	T. Brady	LCB 24	T. Law								
RB 29	J. Jackson	SS 20	E. Little	RB 32	A. Smith	RCB 45	O. Smith								
HB 80	A. Shea	FS 23	D. Bush	WR 81	C. Johnson	SS 36	L. Milloy								
						FS 34	T. Jones								
Cleveland Browns	1	2	3	4	OT	Total									
New England Patriots	10	0	3	3	0	16									
	3	17	0	7	0	27									

SCORING PLAY								
Team	Qtr	Time	Play Description (Extra Point) (Drive Info)				Visitor	Home
Patriots	1	9:41	A. Vinatieri 54 yd. Field Goal (7:17, 4:27)				0	3
Browns	1	1:21	P. Dawson 27 yd. Field Goal (16:59, 8:20)				3	3
Browns	1	1:02	C. Fuller 49 yd. interception return (P. Dawson kick)				10	3
Patriots	2	9:39	A. Smith 1 yd. run (A. Vinatieri kick) (11:66, 6:23)				10	10
Patriots	2	3:28	T. Brown 85 yd. punt return (A. Vinatieri kick)				10	17
Patriots	2	0:03	A. Vinatieri 39 yd. Field Goal (8:51, 1:14)				10	20
Browns	3	10:45	P. Dawson 39 yd. Field Goal (7:16, 3:07)				13	20
Browns	4	12:39	P. Dawson 22 yd. Field Goal (7:58, 2:21)				16	20
Patriots	4	2:43	A. Smith 5 yd. run (A. Vinatieri kick) (6:36, 3:21)				16	27

FINAL INDIVIDUAL STATISTICS																							
CLEVELAND BROWNS						NEW ENGLAND PATRIOTS																	
RUSHING	ATT	YDS	AVG	LG	TD	RUSHING	ATT	YDS	AVG	LG	TD												
J. Jackson	16	34	2.1	7	0	A. Smith	21	76	3.6	18	2												
T. Couch	1	9	9.0	9	0	D. Patten	1	7	7.0	7	0												
J. White	2	7	3.5	4	0	M. Edwards	4	-3	0.8	2	0												
						T. Brady	4	-3	-0.8	0	0												
						K. Faulk	2	0	0.0	0	0												
						T. Brown	1	-2	-2.0	-2	0												
<b>Total</b>	<b>19</b>	<b>50</b>	<b>2.6</b>	<b>9</b>	<b>0</b>	<b>Total</b>	<b>33</b>	<b>81</b>	<b>2.5</b>	<b>18</b>	<b>2</b>												
PASSING	ATT	CMP	YDS	SK/YD	TD	LG	IN	RT	PASSING	ATT	CMP	YDS	SK/YD	TD	LG	IN	RT						
T. Couch	39	20	244	3/17	0	36	3	38.8	T. Brady	28	19	218	3/9	0	23	2	61.3						
<b>Total</b>	<b>39</b>	<b>20</b>	<b>244</b>	<b>3/17</b>	<b>0</b>	<b>36</b>	<b>3</b>		<b>Total</b>	<b>28</b>	<b>19</b>	<b>218</b>	<b>3/9</b>	<b>0</b>	<b>23</b>	<b>2</b>							
PASS RECEIVING	NO	YDS	AVG	LG	TD	PASS RECEIVING	NO	YDS	AVG	LG	TD												
K. Johnson	8	95	11.9	22	0	T. Brown	7	89	12.7	18	0												
J. White	3	57	19.0	36	0	T. Glenn	4	67	16.8	23	0												
D. Northcutt	2	29	14.5	18	0	D. Patten	3	41	13.7	22	0												
J. Dawson	2	26	13.0	23	0	K. Faulk	3	11	3.7	8	0												
J. Jackson	2	15	7.5	9	0	J. Redmond	1	8	8.0	8	0												
O. Santiago	2	11	5.5	9	0	M. Edwards	1	2	2.0	2	0												
A. Shea	1	11	11.0	11	0																		
<b>Total</b>	<b>20</b>	<b>244</b>	<b>12.2</b>	<b>36</b>	<b>0</b>	<b>Total</b>	<b>19</b>	<b>218</b>	<b>11.5</b>	<b>23</b>	<b>0</b>												
INTERCEPTIONS	NO	YDS	AVG	LG	TD	INTERCEPTIONS	NO	YDS	AVG	LG	TD												
C. Fuller	1	49	49.0	49	1	T. Buckley	1	24	24.0	24	0												
E. Little	1	9	9.0	9	0	A. Pleasant	1	0	0.0	0	0												
						T. Jones	1	-4	-4.0	-4	0												
<b>Total</b>	<b>2</b>	<b>58</b>	<b>29.0</b>	<b>49</b>	<b>1</b>	<b>Total</b>	<b>3</b>	<b>20</b>	<b>6.7</b>	<b>24</b>	<b>0</b>												
PUNTING	N	YDS	AVG	TB	IN20	LG	PUNTING	NO	YDS	AVG	TB	IN20	G										
C. Gardocki	5	227	45.4	0	0	52	K. Walter	3	131	43.7	0	3	47										
							A. Vinatieri	1	33	33.0	0	1	33										
<b>Total</b>	<b>5</b>	<b>227</b>	<b>45.4</b>	<b>0</b>	<b>0</b>	<b>52</b>	<b>Total</b>	<b>4</b>	<b>164</b>	<b>41.0</b>	<b>0</b>	<b>4</b>	<b>47</b>										
PUNT RETURNS	NO	YDS	AVG	FC	LG	TD	PUNT RETURNS	NO	YDS	AVG	FC	LG	TD										
D. Northcutt	1	0	0.0	2	0	0	T. Brown	4	125	31.3	0	85	1										
[DOWNED]	1	0	0.0	0	0	0	K. Faulk	1	8	8.0	0	8	0										
<b>Returns</b>	<b>1</b>	<b>0</b>	<b>0.0</b>	<b>2</b>	<b>0</b>	<b>0</b>	<b>Returns</b>	<b>5</b>	<b>133</b>	<b>26.6</b>	<b>0</b>	<b>85</b>	<b>1</b>										
KICKOFF RETURNS	NO	YDS	AVG	FC	LG	TD	KICKOFF RETURNS	NO	YDS	AVG	FC	LG	TD										
Q. Morgan	2	49	24.5	0	29	0	K. Faulk	5	82	16.4	0	22	0										
B. Gay	2	42	21.0	0	27	0																	
A. King	1	11	11.0	0	11	0																	
O. Santiago	1	5	5.0	0	5	0																	
<b>Returns</b>	<b>6</b>	<b>107</b>	<b>17.8</b>	<b>0</b>	<b>29</b>	<b>0</b>																	
FUMBLES	FUM	REC	YDS	TD	FORCED	OPP	REC	YDS	TD	OUT	BDS	FUMBLES	FUM	REC	YDS	TD	FORCED	OPP	REC	YDS	TD	OUT	BDS
D. Northcutt	1	0	0	0	1	0	0	0	0	0	0	A. Pleasant	1	0	0	0	0	0	0	0	0	0	0
												O. Smith	0	1	0	0	0	0	0	0	0	0	0
												T. Jones	0	0	0	0	1	0	0	0	0	0	0
												L. Milloy	0	0	0	0	0	1	0	0	0	0	0
<b>Total</b>	<b>1</b>	<b>0</b>	<b>0</b>	<b>0</b>	<b>1</b>	<b>0</b>	<b>0</b>	<b>0</b>	<b>0</b>	<b>0</b>	<b>0</b>	<b>Total</b>	<b>1</b>	<b>1</b>	<b>0</b>	<b>0</b>	<b>1</b>	<b>1</b>	<b>0</b>	<b>0</b>	<b>0</b>	<b>0</b>	<b>0</b>



# 2001 REVIEW

## WEEK-BY-WEEK SUMMARIES

### DEFENSIVE STATISTICS

Player	TACKLES			DEFENSIVE STATISTICS								FUMBLES		
	Total	Solo	Asst.	TFL	Sacks	Yds	Press.	Ints	Yds	PBU	For.	Rec.	Safties	
Wali Rainer	10	5	5	-	-	-	-	-	-	-	-	-	-	
Jamir Miller	10	4	5	1	2.0	4.0	-	-	-	-	-	-	-	
Gerard Warren	8	7	1	-	1.0	5.0	3	-	-	-	-	-	-	
Devin Bush	7	5	1	1	-	-	-	-	-	-	-	-	-	
Dwayne Rudd	7	3	4	-	-	-	-	-	-	1	-	-	-	
Corey Fuller	6	4	2	-	-	-	-	1	49	2	-	-	-	
Anthony Henry	6	4	2	-	-	-	-	-	-	-	-	-	-	
Brant Boyer	6	4	1	1	-	-	-	-	-	1	-	-	-	
Earl Little	6	1	4	1	-	-	1	1	9	-	-	-	-	
Mark Smith	4	3	1	-	-	-	-	-	-	-	-	-	-	
Greg Spires	4	1	2	1	-	-	2	-	-	-	-	-	-	
Tyrone Rogers	3	2	1	-	-	-	1	-	-	-	-	-	-	
Daylon McCutcheon	2	2	0	-	-	-	-	-	-	-	-	-	-	
Ray Jackson	1	1	0	-	-	-	-	-	-	-	-	-	-	
Scott Frost	1	1	0	-	-	-	-	-	-	-	-	-	-	
Orpheus Roye	1	0	1	-	-	-	1	-	-	1	-	-	-	
Dyshod Carter	0	-	-	-	-	-	-	-	-	-	-	-	-	
<b>BROWNS TOTALS</b>	<b>82</b>	<b>47</b>	<b>30</b>	<b>5</b>	<b>3.0</b>	<b>9.0</b>	<b>8</b>	<b>2</b>	<b>58</b>	<b>5</b>	<b>0</b>	<b>0</b>	<b>0</b>	

### SPECIAL TEAMS TACKLES

Player	TACKLES			FUMBLES		BLOCKED				Safties	
	Total	Solo	Asst.	For.	Rec.	PATs	FGs	Punts	TDs		
Anthony Denman	3	0	3	-	-	-	-	-	-	-	-
Lenoy Jones	2	2	0	-	-	-	-	-	-	-	-
Marquis Smith	2	2	0	-	-	-	-	-	-	-	-
Brant Boyer	2	2	0	-	-	-	-	-	-	-	-
Wali Rainer	2	2	0	-	-	-	-	-	-	-	-
Scott Frost	2	0	2	-	-	-	-	-	-	-	-
Dwayne Rudd	1	1	0	-	-	-	-	-	-	-	-
Ryan Kuehl	1	0	1	-	-	-	-	-	-	-	-
Dyshod Carter	1	0	1	-	-	-	-	-	-	-	-
Andre King	1	0	1	-	-	-	-	-	-	-	-
<b>BROWNS TOTAL</b>	<b>17</b>	<b>9</b>	<b>8</b>	<b>0</b>	<b>0</b>	<b>0</b>	<b>0</b>	<b>0</b>	<b>0</b>	<b>0</b>	<b>0</b>

### TEAM STATISTICS

	VISITOR BROWNS	HOME PATRIOTS
TOTAL FIRST DOWNS	17	18
By Rushing	6	5
By Passing	10	12
By Penalty	1	1
THIRD DOWN EFFICIENCY	6-14-43%	4-14-29%
FOURTH DOWN EFFICIENCY	0-0-0%	1-2-50%
TOTAL NET YARDS	277	290
Total Offensive Plays (inc. times thrown passing)	61	64
Average gain per offensive play	4.5	4.5
NET YARDS RUSHING	50	81
Total Rushing Plays	19	33
Average gain per rushing play	2.6	2.5
Tackles for a loss-number and yards	1-2	3-5
NET YARDS PASSING	227	209
Times thrown - yards lost attempting to pass	3-17	3-9
Gross yards passing	244	218
PASS ATTEMPTS-COMPLETIONS-HAD INTERCEPTED	39-20-3	28-19-2
Avg gain per pass play (inc.# thrown passing)	5.4	6.7
KICKOFFS Number-In End Zone-Touchbacks	5-0-0	6-0-0
PUNTS Number and Average	5-45.4	4-41.0
Had Blocked	0	0
FGs - PATs Had Blocked	0-0	0-0
Net Punting Average	18.8	41.0
TOTAL RETURN YARDAGE (Not Including Kickoffs)	58	153
No. and Yards Punt Returns	1-0	5-133
No. and Yards Kickoff Returns	6-107	5-82
No. and Yards Interception Returns	2-58	3-20
PENALTIES Number and Yards	2-21	5-31
FUMBLES Number and Lost	1-1	1-0
TOUCHDOWNS	1	3
Rushing	0	2
Passing	0	0
Interceptions	1	0
Punt Returns	0	1
EXTRA POINTS Made-Attempts	1-1	3-3
Kicking Made-Attempts	1-1	3-3
FIELD GOALS Made-Attempts	3-3	2-4
RED ZONE EFFICIENCY	0-2-0%	2-3-67%
GOAL TO GO EFFICIENCY	0-2-0%	2-2-100%
SAFTIES	0	0
FINAL SCORE	16	27
TIME OF POSSESSION	27:40	32:20

# 2001 REVIEW

## WEEK-BY-WEEK SUMMARIES

# 13 JACKSONVILLE JAGUARS 15, CLEVELAND BROWNS 10

DEC. 15, 2001 • CLEVELAND BROWNS STADIUM • ATTENDANCE: 72,818

### STARTING LINEUPS

JACKSONVILLE JAGUARS					CLEVELAND BROWNS				
OFFENSE			DEFENSE		OFFENSE			DEFENSE	
WR 82	J. Smith	LE 97	R. Wynn	WR 85	K. Johnson	LE 78	T. Rogers		
LT 78	T. Fordham	LT 96	G. Walker	LT 77	R. Verba	LT 94	G. Warren		
LG 63	B. Meester	RT 91	S. Payne	LG 60	S. O'Hara	RT 93	M. Smith		
C 73	J. Smith	RE 90	T. Brackens	C 64	D. Wohlabaugh	RE 95	J. Miller		
RG 77	Z. Wiegert	SLB 58	J. Posey	RG 63	B. Bedell	SLB 57	D. Rudd		
RT 74	M. Williams	MLB 56	H. Nickerson	RT 69	R. Chanoine	MLB 58	W. Rainer		
TE 80	K. Brady	WLB 59	E. Thomas	TE 87	O. Santiago	WLB 21	M. Smith		
WR 87	K. McCardell	LCB 29	J. Craft	WR 81	Q. Morgan	LCB 24	C. Fuller		
QB 8	M. Brunell	RCB 41	K. Thomas	QB 2	T. Couch	RCB 37	A. Henry		
RB 34	S. Mack	SS 20	D. Darius	RB 29	J. Jackson	SS 20	E. Little		
TE 89	R. Prince	FS 26	A. Battles	RB 30	J. White	FS 23	D. Bush		
		1	2	3	4	OT	Total		
Jacksonville Jaguars	9	0	0	6	0	15			
Cleveland Browns	0	0	7	3	0	10			

### SCORING PLAY

Team	Qtr	Time	Play Description (Extra Point) (Drive Info)	Visitor	Home
Jaguars	1	6:12	J. Smith 4 yd. pass from M. Brunell (kick failed, vl) (15-67, 8:48)	6	0
Jaguars	1	3:37	M. Hollis 43 yd. Field Goal (5-15, 1:37)	9	0
Browns	3	2:28	A. Henry 97 yd. interception return (P. Dawson kick)	9	7
Jaguars	4	12:20	M. Hollis 46 yd. Field Goal (10-36, 5:08)	12	7
Browns	4	8:09	P. Dawson 29 yd. Field Goal (4-2, 2:11)	12	10
Jaguars	4	2:57	M. Hollis 37 yd. Field Goal (14-47, 5:12)	15	10

### FINAL INDIVIDUAL STATISTICS

JACKSONVILLE JAGUARS							CLEVELAND BROWNS							
RUSHING	ATT	YDS	AVG	LG	TD		RUSHING	ATT	YDS	AVG	LG	TD		
S. Mack	28	115	4.1	17	0		J. White	9	33	3.7	7	0		
M. Brunell	5	13	2.6	10	0		T. Couch	2	7	3.5	5	0		
							J. Jackson	2	6	3.0	4	0		
							B. Gay	2	1	0.5	1	0		
<b>Total</b>	<b>33</b>	<b>128</b>	<b>3.9</b>	<b>17</b>	<b>0</b>		<b>Total</b>	<b>15</b>	<b>47</b>	<b>3.1</b>	<b>7</b>	<b>0</b>		
PASSING	ATT	CMP	YDS	SK/YD	TD	LG	IN	RT						
M. Brunell	35	20	202	8/48	1	20	2	59.5						
<b>Total</b>	<b>35</b>	<b>20</b>	<b>202</b>	<b>8/48</b>	<b>1</b>	<b>20</b>	<b>2</b>							
PASS RECEIVING	NO	YDS	AVG	LG	TD									
K. McCardell	7	61	8.7	13	0									
J. Smith	5	52	10.4	19	1									
K. Brady	3	44	14.7	20	0									
S. Mack	3	24	8.0	11	0									
P. Washington	1	12	12.0	12	0									
S. Dawkins	1	9	9.0	9	0									
<b>Total</b>	<b>20</b>	<b>202</b>	<b>10.1</b>	<b>20</b>	<b>1</b>									
INTERCEPTIONS	NO	YDS	AVG	LG	TD									
J. Craft	1	4	4.0	4	0									
<b>Total</b>	<b>1</b>	<b>4</b>	<b>4.0</b>	<b>4</b>	<b>0</b>									
PUNTING	N	YDS	AVG	TB	IN20	LG								
C. Hanson	3	133	44.3	2	0	46								
<b>Total</b>	<b>3</b>	<b>133</b>	<b>44.3</b>	<b>2</b>	<b>0</b>	<b>46</b>								
PUNT RETURNS	NO	YDS	AVG	FC	LG	TD								
D. Gibson	0	0	0.0	2	0	0								
[OUT OF BOUNDS]	1	0	0.0	0	0	0								
<b>Returns</b>	<b>0</b>	<b>0</b>	<b>0.0</b>	<b>2</b>	<b>0</b>	<b>0</b>								
KICKOFF RETURNS	NO	YDS	AVG	FC	LG	TD								
M. Ross	1	25	25.0	0	25	0								
D. Gibson	1	23	23.0	0	23	0								
E. Joseph	1	21	21.0	0	21	0								
<b>Returns</b>	<b>3</b>	<b>69</b>	<b>23.0</b>	<b>0</b>	<b>25</b>	<b>0</b>								
FUMBLES	OWN	REC	YDS	TD	FORCED	REC	YDS	TD	OUT	BDS				
J. Wesley	0	0	0	0	1	0	0	0	0	0				
Westmoreland	0	0	0	0	1	0	0	0	0	0				
M. Brunell	2	0	0	0	0	0	0	0	0	0				
S. Mack	0	1	0	0	0	0	0	0	0	0				
T. Brackens	0	0	0	0	1	0	0	0	0	0				
<b>Total</b>	<b>2</b>	<b>1</b>	<b>0</b>	<b>0</b>	<b>2</b>	<b>1</b>	<b>0</b>	<b>0</b>	<b>0</b>	<b>0</b>				
FUMBLES	OWN	REC	YDS	TD	FORCED	REC	YDS	TD	OUT	BDS				
D. Northcutt	1	0	0	0	0	0	0	0	0	0				
J. Miller	0	0	0	0	1	0	0	0	0	0				
G. Spires	0	0	0	0	1	0	0	0	0	0				
M. Smith	0	0	0	0	0	1	0	0	0	0				
T. Couch	1	1	0	0	0	0	0	0	0	0				
<b>Total</b>	<b>2</b>	<b>1</b>	<b>0</b>	<b>0</b>	<b>2</b>	<b>1</b>	<b>0</b>	<b>0</b>	<b>0</b>	<b>0</b>				

# 2001 REVIEW

## WEEK-BY-WEEK SUMMARIES

Player	TACKLES			DEFENSIVE STATISTICS							FUMBLES		
	Total	Solo	Asst.	TFL	Sacks	Yds	Press.	Ints	Yds	PBU	For.	Rec.	Safties
Gerard Warren	10	7	2	1	1.0	9.0	4	-	-	-	-	-	-
Brant Boyer	9	5	4	-	-	-	-	-	-	-	-	-	-
Devin Bush	9	3	6	-	-	-	-	-	-	-	-	-	-
Jamir Miller	7	6	1	-	3.0	20.0	2	-	-	-	-	-	-
Earl Little	7	5	2	-	-	-	-	-	-	-	-	-	-
Dwayne Rudd	7	4	3	-	-	-	1	-	-	-	-	-	-
Anthony Henry	7	4	3	-	-	-	-	2	97	1	-	-	-
Tyrone Rogers	6	5	1	-	1.0	3.0	2	-	-	1	-	-	-
Wali Rainer	6	4	2	-	-	-	-	-	-	-	-	-	-
Corey Fuller	4	4	0	-	-	-	-	-	-	1	-	-	-
Mark Smith	4	3	1	-	-	-	-	-	-	-	-	1	-
Daylon McCutcheon	4	3	1	-	2.0	7.0	-	-	-	-	-	-	-
Ray Jackson	2	2	0	-	-	-	-	-	-	-	-	-	-
Greg Spires	2	2	0	-	1.0	9.0	-	-	-	-	1	-	-
Felipe Claybrooks	2	1	1	-	-	-	-	-	-	-	-	-	-
Marquis Smith	2	0	0	2	-	-	-	-	-	-	-	-	-
Dyshod Carter	0	-	-	-	-	-	-	-	-	-	-	-	-
Alvin McKinley	0	-	-	-	-	-	-	-	-	-	-	-	-
<b>BROWNS TOTALS</b>	<b>88</b>	<b>58</b>	<b>27</b>	<b>3</b>	<b>8.0</b>	<b>48.0</b>	<b>9</b>	<b>2</b>	<b>97</b>	<b>3</b>	<b>1</b>	<b>1</b>	<b>0</b>

Player	TACKLES			FUMBLES		BLOCKED			Safties	
	Total	Solo	Asst.	For.	Rec.	PATs	FGs	Punts		TDs
Wali Rainer	2	2	0	-	-	-	-	-	-	-
Anthony Denman	1	1	0	-	-	-	-	-	-	-
Lenoy Jones	1	1	0	-	-	-	-	-	-	-
Ray Jackson	1	0	1	-	-	-	-	-	-	-
<b>BROWNS TOTAL</b>	<b>5</b>	<b>4</b>	<b>1</b>	<b>0</b>	<b>0</b>	<b>0</b>	<b>0</b>	<b>0</b>	<b>0</b>	<b>0</b>

	TEAM STATISTICS	
	VISITOR JAGUARS	HOME BROWNS
TOTAL FIRST DOWNS	19	11
By Rushing	8	3
By Passing	10	8
By Penalty	1	0
THIRD DOWN EFFICIENCY	8-18-44%	3-11-27%
FOURTH DOWN EFFICIENCY	2-2-100%	0-3-0%
TOTAL NET YARDS	282	220
Total Offensive Plays (inc. times thrown passing)	76	48
Average gain per offensive play	3.7	4.6
NET YARDS RUSHING	128	47
Total Rushing Plays	33	15
Average gain per rushing play	3.9	3.1
Tackles for a loss-number and yards	4-7	0-0
NET YARDS PASSING	154	173
Times thrown - yards lost attempting to pass	8-48	3-11
Gross yards passing	202	184
PASS ATTEMPTS-COMPLETIONS-HAD INTERCEPTED	35-20-2	30-21-1
Avg gain per pass play (inc.# thrown passing)	3.6	5.2
KICKOFFS Number-In End Zone-Touchbacks	5-0-0	3-0-0
PUNTS Number and Average	3-44.3	3-27.3
Had Blocked	0	0
FGs - PATs Had Blocked	0-0	0-0
Net Punting Average	31.7	27.3
TOTAL RETURN YARDAGE (Not Including Kickoffs)	4	95
No. and Yards Punt Returns	0-0	1-2
No. and Yards Kickoff Returns	3-69	4-65
No. and Yards Interception Returns	1-4	2-97
PENALTIES Number and Yards	9-85	5-72
FUMBLES Number and Lost	2-1	2-1
TOUCHDOWNS	1	1
Rushing	0	0
Passing	1	0
Interceptions	0	1
EXTRA POINTS Made-Attempts	0-1	1-1
Kicking Made-Attempts	0-1	1-1
FIELD GOALS Made-Attempts	3-3	1-1
RED ZONE EFFICIENCY	1-4-25%	0-2-0%
GOAL TO GO EFFICIENCY	1-2-50%	0-0-0%
SAFTIES	0	0
FINAL SCORE	15	10
TIME OF POSSESSION	37:13	22:47

# 14

## GREEN BAY PACKERS 30, CLEVELAND BROWNS 7

DEC. 23, 2001 • LAMBEAU FIELD • ATTENDANCE: 59,824

### STARTING LINEUPS

CLEVELAND BROWNS				GREEN BAY PACKERS			
OFFENSE		DEFENSE		OFFENSE		DEFENSE	
WR 85	K. Johnson	LE 78	T. Rogers	WR 84	B. Schroeder	LE 90	V. Holliday
LT 77	R. Verba	LT 94	G. Warren	LT 76	C. Clifton	LT 93	G. Brown
LG 60	S. O'Hara	RT 93	Ma. Smith	LG 68	M. Wahle	RT 71	S. Dotson
C 64	D. Wohlabaugh	RE 95	J. Miller	C 58	M. Flanagan	RE 91	J. Thierry
RG 63	B. Bedell	SSLB 21	M. Smith	RG 62	M. Rivera	SLB 59	N. Diggs
RT 69	R. Chanoine	MLB 58	W. Rainer	RT 65	M. Tauscher	MLB 55	B. Harris
TE 87	O. Santiago	WLB 57	D. Rudd	TE 88	B. Franks	WLB 56	R. Holmberg
WR 81	Q. Morgan	LCB 24	C. Fuller	WR 86	A. Freeman	LCB 34	M. McKenzie
QB 2	T. Couch	RCB 33	D. McCutcheon	QB 4	B. Favre	RCB 37	T. Williams
RB 30	J. White	SS 20	E. Little	RB 30	A. Green	SS 21	B. Jue
HB 48	R. Monroe	FS 23	D. Bush	FB 33	W. Henderson	FS 42	D. Sharper

	1	2	3	4	OT	Total
Cleveland Browns	0	7	0	0	0	7
Green Bay Packers	13	10	0	7	0	30

### SCORING PLAY

Team	Qtr	Time	Play Description (Extra Point) (Drive Info)	Visitor	Home
Packers	1	11:07	B. Franks 1 yd. pass from B. Favre (kick blocked) (7-66, 3:53)	0	6
Packers	1	4:57	B. Franks 4 yd. pass from B. Favre (R. Longwell kick) (7-46, 3:56)	0	13
Browns	2	7:08	J. White 3 yd. pass from T. Couch (P. Dawson kick) (6-74, 3:15)	7	13
Packers	2	1:52	R. Longwell 39 yd. Field Goal (11-42, 5:16)	7	16
Packers	2	0:43	T. Williams 69 yd. interception return (R. Longwell kick)	7	23
Packers	4	12:40	D. Levens 16 yd. pass from B. Favre (R. Longwell kick) (5-78, 2:20)	7	30

### FINAL INDIVIDUAL STATISTICS

CLEVELAND BROWNS								GREEN BAY PACKERS														
RUSHING	ATT	YDS	AVG	LG	TD			RUSHING	ATT	YDS	AVG	LG	TD									
J. White	21	131	6.2	51	0			A. Green	21	150	7.1	43	0									
T. Couch	5	37	7.4	15	0			D. Levens	9	72	8.0	40	0									
<b>Total</b>	<b>26</b>	<b>168</b>	<b>6.5</b>	<b>51</b>	<b>0</b>			B. Favre	2	1	0.5	1	0									
								D. Pederson	1	-1	-1.0	-1	0									
								<b>Total</b>	<b>33</b>	<b>222</b>	<b>6.7</b>	<b>43</b>	<b>0</b>									
PASSING	ATT	CMP	YDS	SK/YD	TD	LG	IN	RT	PASSING	ATT	CMP	YDS	SK/YD	TD	LG	IN	RT					
T. Couch	33	22	203	4/34	1	45	3	55.5	B. Favre	28	18	139	0/0	3	16	0	112.1					
<b>Total</b>	<b>33</b>	<b>22</b>	<b>203</b>	<b>4/34</b>	<b>1</b>	<b>45</b>	<b>3</b>		<b>Total</b>	<b>28</b>	<b>18</b>	<b>139</b>	<b>0/0</b>	<b>3</b>	<b>16</b>	<b>0</b>	<b>112.1</b>					
PASS RECEIVING	NO	YDS	AVG	LG	TD			PASS RECEIVING	NO	YDS	AVG	LG	TD									
J. White	9	85	9.4	45	1			B. Franks	4	29	7.3	12	2									
K. Johnson	7	54	7.7	17	0			A. Green	3	18	6.0	8	0									
A. King	3	43	14.3	21	0			T. Davis	3	14	4.7	7	0									
Q. Morgan	2	14	7.0	9	0			D. Levens	2	25	12.5	16	1									
O. Santiago	1	7	7.0	7	0			A. Freeman	2	24	12.0	15	0									
<b>Total</b>	<b>22</b>	<b>203</b>	<b>9.2</b>	<b>45</b>	<b>1</b>			B. Schroeder	2	15	7.5	9	0									
								C. Bradford	1	11	11.0	11	0									
								W. Henderson	1	3	3.0	3	0									
								<b>Total</b>	<b>18</b>	<b>139</b>	<b>7.7</b>	<b>16</b>	<b>3</b>									
INTERCEPTIONS	NO	YDS	AVG	LG	TD			INTERCEPTIONS	NO	YDS	AVG	LG	TD									
<b>Total</b>	<b>0</b>	<b>0</b>	<b>0.0</b>	<b>0</b>	<b>0</b>			T. Williams	2	75	37.5	69	1									
								B. Jue	1	35	35.0	35	0									
								<b>Total</b>	<b>3</b>	<b>110</b>	<b>36.7</b>	<b>69</b>	<b>1</b>									
PUNTING	N	YDS	AVG	TB	IN20	LG			PUNTING	NO	YDS	AVG	TB	IN20	G							
C. Gardocki	7	303	43.3	1	1	57			J. Bidwell	6	266	44.3	0	1	62							
<b>Total</b>	<b>7</b>	<b>303</b>	<b>43.3</b>	<b>1</b>	<b>1</b>	<b>57</b>			<b>Total</b>	<b>6</b>	<b>266</b>	<b>44.3</b>	<b>0</b>	<b>1</b>	<b>62</b>							
PUNT RETURNS	NO	YDS	AVG	FC	LG	TD			PUNT RETURNS	NO	YDS	AVG	FC	LG	TD							
K. Johnson	1	11	11.0	1	11	0			D. Sharper	1	18	18.0	0	18	0							
D. Northcutt	0	0	0.0	1	0	0			A. Freeman	1	6	6.0	0	6	0							
[DOWNED]	2	0	0.0	0	0	0			[DOWNED]	4	0	0.0	0	0	0							
[OUT OF BOUNDS]	1	0	0.0	0	0	0			[TOUCHBACK]	1	0	0.0	0	0	0							
Returns	1	11	11.0	2	11	0			Returns	2	24	12.0	0	18	0							
KICKOFF RETURNS	NO	YDS	AVG	FC	LG	TD			KICKOFF RETURNS	NO	YDS	AVG	FC	LG	TD							
A. King	3	64	21.3	0	25	0			D. Levens	2	31	15.5	0	17	0							
B. Gay	2	34	17.0	0	18	0			Returns	2	31	15.5	0	17	0							
Q. Morgan	1	20	20.0	0	20	0																
Returns	6	118	19.7	0	25	0																
FUMBLES	OWN	FUM	REC	YDS	TD	FORCED	REC	YDS	TD	OUT	FUMBLES	OWN	FUM	REC	YDS	TD	FORCED	REC	YDS	TD	OUT	
A. King	1	0	0	0	0	0	0	0	0	0	R. Holmberg	0	0	0	0	0	1	0	0	0	0	
W. Rainer	0	0	0	0	0	0	1	0	0	0	B. Harris	0	0	0	0	0	1	0	0	0	0	
T. Couch	1	0	0	0	0	0	0	0	0	0	B. Favre	1	0	-2	0	0	0	0	0	0	0	
<b>Total</b>	<b>2</b>	<b>0</b>	<b>0</b>	<b>0</b>	<b>0</b>	<b>0</b>	<b>1</b>	<b>0</b>	<b>0</b>	<b>0</b>	J. Reynolds	0	0	0	0	1	0	0	0	0	0	
											Gbaja-Biamila	0	0	0	0	0	1	0	0	0	0	0
											<b>Total</b>	<b>1</b>	<b>0</b>	<b>-2</b>	<b>0</b>	<b>2</b>	<b>2</b>	<b>0</b>	<b>0</b>	<b>0</b>	<b>0</b>	<b>0</b>

# 2001 REVIEW

## WEEK-BY-WEEK SUMMARIES

Player	TACKLES			DEFENSIVE STATISTICS							FUMBLES		
	Total	Solo	Asst.	TFL	Sacks	Yds	Press.	Ints	Yds	PBU	For.	Rec.	Safties
Wali Rainer	10	4	6	-	-	-	-	-	-	-	-	1	-
Dwayne Rudd	9	8	1	-	-	-	-	-	-	1	-	-	-
Devin Bush	8	5	3	-	-	-	-	-	-	-	-	-	-
Earl Little	7	5	2	-	-	-	-	-	-	-	-	-	-
Marquis Smith	7	4	3	-	-	-	-	-	-	-	-	-	-
Gerard Warren	6	4	2	-	-	-	1	-	-	-	-	-	-
Corey Fuller	4	4	0	-	-	-	-	-	-	-	-	-	-
Jamir Miller	4	3	0	1	-	-	-	1	-	-	-	-	-
Tyrone Rogers	4	2	2	-	-	-	-	2	-	-	-	-	-
Mark Smith	4	1	3	-	-	-	2	-	-	-	-	-	-
Chris Akins	3	3	0	-	-	-	-	-	-	-	-	-	-
Alvin McKinley	3	2	1	-	-	-	1	-	-	-	-	-	-
Felipe Claybrooks	3	1	2	-	-	-	1	-	-	-	-	-	-
Daylon McCutcheon	2	1	1	-	-	-	-	-	-	1	-	-	-
Anthony Henry	1	1	0	-	-	-	-	-	-	-	-	-	-
Greg Spires	1	1	0	-	-	-	-	-	-	-	-	-	-
Anthony Denman	1	1	0	-	-	-	-	-	-	-	-	-	-
Brant Boyer	0	-	-	-	-	-	-	-	-	1	-	-	-
Ray Jackson	0	-	-	-	-	-	-	-	-	1	-	-	-
<b>BROWNS TOTALS</b>	<b>77</b>	<b>50</b>	<b>26</b>	<b>1</b>	<b>0.0</b>	<b>0.0</b>	<b>8</b>	<b>0</b>	<b>0</b>	<b>5</b>	<b>0</b>	<b>1</b>	<b>0</b>

Player	TACKLES			FUMBLES		BLOCKED				Safties	
	Total	Solo	Asst.	For.	Rec.	PATs	FGs	Punts	TDs		
Tarek Saleh	2	1	1	-	-	-	-	-	-	-	-
Brant Boyer	2	1	1	-	-	-	-	-	-	-	-
Devin Bush	1	1	0	-	-	-	-	-	-	-	-
Chris Akins	1	1	0	-	-	-	-	-	-	-	-
<b>BROWNS TOTAL</b>	<b>6</b>	<b>4</b>	<b>2</b>	<b>0</b>	<b>0</b>	<b>0</b>	<b>0</b>	<b>0</b>	<b>0</b>	<b>0</b>	<b>0</b>

	TEAM STATISTICS	
	VISITOR BROWNS	HOME PACKERS
TOTAL FIRST DOWNS	16	17
By Rushing	6	9
By Passing	10	8
By Penalty	0	0
THIRD DOWN EFFICIENCY	5-13-38%	4-12-33%
FOURTH DOWN EFFICIENCY	0-1-0%	0-0-0%
TOTAL NET YARDS	337	361
Total Offensive Plays (inc. times thrown passing)	63	61
Average gain per offensive play	5.3	5.9
NET YARDS RUSHING	168	222
Total Rushing Plays	26	33
Average gain per rushing play	6.5	6.7
Tackles for a loss-number and yards	1-2	1-4
NET YARDS PASSING	169	139
Times thrown - yards lost attempting to pass	4-34	0-0
Gross yards passing	203	139
PASS ATTEMPTS-COMPLETIONS-HAD INTERCEPTED	33-22-3	28-18-0
Avg gain per pass play (inc.# thrown passing)	4.6	5.0
KICKOFFS Number-In End Zone-Touchbacks	2-0-0	6-0-0
PUNTS Number and Average	7-43.3	6-44.3
Had Blocked	0	0
FGs - PATs Had Blocked	0-0	0-1
Net Punting Average	37.0	42.5
TOTAL RETURN YARDAGE (Not Including Kickoffs)	11	134
No. and Yards Punt Returns	1-11	2-24
No. and Yards Kickoff Returns	6-118	2-31
No. and Yards Interception Returns	0-0	3-110
PENALTIES Number and Yards	3-35	1-5
FUMBLES Number and Lost	2-2	1-1
TOUCHDOWNS	1	4
Rushing	0	0
Passing	1	3
Interceptions	0	1
EXTRA POINTS Made-Attempts	1-1	3-4
Kicking Made-Attempts	1-1	3-4
FIELD GOALS Made-Attempts	0-0	1-2
RED ZONE EFFICIENCY	1-2-50%	3-3-100%
GOAL TO GO EFFICIENCY	1-1-100%	2-2-100%
SAFTIES	0	0
FINAL SCORE	7	30
TIME OF POSSESSION	27:37	32:23

15

**CLEVELAND BROWNS 41, TENNESSEE TITANS 38**

DEC. 30, 2001 • ADELPHI COLISEUM • ATTENDANCE: 68,798

**STARTING LINEUPS**

CLEVELAND BROWNS				TENNESSEE TITANS			
OFFENSE		DEFENSE		OFFENSE		DEFENSE	
WR 85 K. Johnson	LE 78 T. Rogers	WR 85 D. Mason	LE 93 K. Carter				
LT 72 R. Oben	LT 94 G. Warren	TE/FB 88 E. Kinney	LT 91 J. Evans				
LG 60 S. O'Hara	RT 93 Ma. Smith	LT 72 B. Hopkins	RT 97 J. Fisk				
C 64 D. Wohlabaugh	RE 96 G. Spires	LG 74 B. Matthews	RE 90 J. Kearse				
RG 63 B. Bedell	SLB 95 J. Miller	C 60 K. Long	SLB 51 G. Favors				
RT 69 R. Chanoine	MLB 58 W. Rainer	RG 75 B. Olson	MLB 56 R. Godfrey				
TE 87 Q. Santiago	WLB 57 D. Rudd	RT 71 F. Miller	WLB 55 E. Robinson				
WR 81 Q. Morgan	LCB 24 C. Fuller	TE 89 F. Wycheck	LCB 22 A. Dyson				
QB 2 T. Couch	RCB 33 D. McCutcheon	WR 87 K. Dyson	RCB 21 S. Rolle				
RB 30 J. White	SS 20 E. Little	QB 9 S. McNair	SS 28 A. Morris				
HB 48 R. Monroe	FS 23 D. Bush	RB 27 E. George	FS 35 P. Phenix				

	1	2	3	4	OT	Total
Cleveland Browns	14	10	0	7	0	41
Tennessee Titans	14	10	7	7	0	38

**SCORING PLAY**

Team	Qtr	Time	Play Description (Extra Point) (Drive Info)	Visitor	Home
Browns	1	10:16	J. Dawson 33 yd. pass from T. Couch (P. Dawson kick) (8-72, 4:44)	7	0
Titans	1	4:58	M. Green 17 yd. run (J. Nedney kick) (9-67, 5:18)	7	7
Browns	1	4:23	O. Santiago 20 yd. pass from T. Couch (P. Dawson kick) (3-60, 0:35)	14	7
Titans	1	1:00	K. Dyson 40 yd. pass from S. McNair (J. Nedney kick) (6-71, 3:23)	14	14
Browns	2	6:00	P. Dawson 30 yd. Field Goal (4-2, 2:05)	17	14
Titans	2	4:56	D. Mason 59 yd. pass from S. McNair (J. Nedney kick) (3-86, 1:04)	17	21
Browns	2	1:52	J. White 1 yd. run (P. Dawson kick) (7-64, 3:04)	24	21
Titans	2	0:00	J. Nedney 31 yd. Field Goal (8-60, 1:52)	24	24
Titans	3	8:59	E. George 7 yd. run (J. Nedney kick) (10-71, 6:01)	24	31
Titans	4	14:43	E. George 20 yd. run (J. Nedney kick) (11-20, 0:06)	24	38
Browns	4	9:21	J. White 2 yd. run (P. Dawson kick) (9-54, 5:22)	31	38
Browns	4	5:37	K. Johnson 4 yd. pass from T. Couch (P. Dawson kick) (4-83, 1:58)	38	38
Browns	4	0:55	P. Dawson 44 yd. Field Goal (8-36, 2:28)	41	38

**FINAL INDIVIDUAL STATISTICS**

CLEVELAND BROWNS							TENNESSEE TITANS										
<b>RUSHING</b>	ATT	YDS	AVG	LG	TD		<b>RUSHING</b>	ATT	YDS	AVG	LG	TD					
B. Gay	7	46	6.6	40	0		E. George	26	130	5.0	20	2					
J. White	21	42	2.0	9	2		S. McNair	5	34	6.8	9	0					
T. Couch	1	-1	-1.0	-1	0		M. Green	4	24	6.0	17	1					
<b>Total</b>	<b>29</b>	<b>87</b>	<b>3.0</b>	<b>40</b>	<b>2</b>		<b>Total</b>	<b>35</b>	<b>188</b>	<b>5.4</b>	<b>20</b>	<b>3</b>					
<b>PASSING</b>	ATT	CMP	YDS	SK/YD	TD	LG	IN	RT	<b>PASSING</b>	ATT	CMP	YDS	SK/YD	TD	LG	IN	RT
T. Couch	27	20	336	3/14	3	78	1	137.3	S. McNair	25	16	274	1/10	2	59	0	127.8
<b>Total</b>	<b>27</b>	<b>20</b>	<b>336</b>	<b>3/14</b>	<b>3</b>	<b>78</b>	<b>1</b>		M. Green	1	0	0	0/0	0	0	1	0.0
<b>PASS RECEIVING</b>	NO	YDS	AVG	LG	TD		<b>PASS RECEIVING</b>	NO	YDS	AVG	LG	TD					
K. Johnson	6	70	11.7	23	1		E. Kinney	4	43	10.8	21	0					
A. King	3	61	20.3	48	0		K. Dyson	3	92	30.7	41	1					
J. White	3	56	18.7	41	0		D. Mason	3	81	27.0	59	1					
O. Santiago	3	27	9.0	20	1		F. Wycheck	3	28	9.3	11	0					
J. Dawson	2	37	18.5	33	1		E. George	2	20	10.0	12	0					
Q. Morgan	1	78	78.0	78	0		D. Bennett	1	10	10.0	10	0					
J. Moreland	1	5	5.0	5	0		<b>Total</b>	<b>16</b>	<b>274</b>	<b>17.1</b>	<b>59</b>	<b>2</b>					
B. Gay	1	2	2.0	2	0		<b>INTERCEPTIONS</b>	NO	YDS	AVG	LG	TD					
<b>Total</b>	<b>20</b>	<b>326</b>	<b>16.8</b>	<b>78</b>	<b>3</b>		A. Dyson	1	36	36.0	36	0					
<b>INTERCEPTIONS</b>	NO	YDS	AVG	LG	TD		<b>Total</b>	<b>1</b>	<b>36</b>	<b>36.0</b>	<b>36</b>	<b>0</b>					
E. Little	1	15	15.0	15	0		<b>PUNTING</b>	NO	YDS	AVG	TB	IN20	G				
<b>Total</b>	<b>1</b>	<b>15</b>	<b>15.0</b>	<b>15</b>	<b>0</b>		C. Hentric	3	131	43.7	0	1	59				
<b>PUNTING</b>	N	YDS	AVG	TB	IN20	LG	<b>Total</b>	<b>3</b>	<b>131</b>	<b>43.7</b>	<b>0</b>	<b>1</b>	<b>59</b>				
C. Gardocki	3	119	39.7	0	2	50	<b>PASS RETURNS</b>	NO	YDS	AVG	FC	LG	TD				
<b>Total</b>	<b>3</b>	<b>119</b>	<b>39.7</b>	<b>0</b>	<b>2</b>	<b>50</b>	J. Walker	1	8	8.0	1	8	0				
<b>PUNT RETURNS</b>	NO	YDS	AVG	FC	LG	TD	[DOWNED]	1	0	0.0	0	0	0				
K. Johnson	2	22	11.0	0	24	0	<b>Returns</b>	<b>1</b>	<b>8</b>	<b>8.0</b>	<b>1</b>	<b>8</b>	<b>0</b>				
[DOWNED]	1	0	0.0	0	0	0	<b>KICKOFF RETURNS</b>	NO	YDS	AVG	FC	LG	TD				
<b>Returns</b>	<b>2</b>	<b>22</b>	<b>11.0</b>	<b>0</b>	<b>24</b>	<b>0</b>	E. Berlin	6	94	15.7	0	23	0				
<b>KICKOFF RETURNS</b>	NO	YDS	AVG	FC	LG	TD	J. Walker	2	14	7.0	0	11	0				
B. Gay	2	49	24.5	0	31	0	<b>Returns</b>	<b>8</b>	<b>108</b>	<b>13.5</b>	<b>0</b>	<b>23</b>	<b>0</b>				
A. King	2	40	20.0	0	21	0	<b>FUMBLES</b>	OWN	FUM	REC	YDS	TD	FORCED	REC	YDS	TD	OUT
[OUT OF BOUNDS]	1	0	0.0	0	0	0	D. Bush	0	0	0	0	1	0	0	0	0	0
[TOUCHBACK]	1	0	0.0	0	0	0	J. Miller	0	0	0	0	1	0	0	0	0	0
<b>Returns</b>	<b>4</b>	<b>89</b>	<b>22.3</b>	<b>0</b>	<b>31</b>	<b>0</b>	<b>Total</b>	<b>0</b>	<b>0</b>	<b>0</b>	<b>0</b>	<b>2</b>	<b>1</b>	<b>0</b>	<b>0</b>	<b>0</b>	<b>0</b>
<b>FUMBLES</b>	OWN	FUM	REC	YDS	TD	FORCED	REC	YDS	TD	FORCED	REC	YDS	TD	OUT			
D. Bush	0	0	0	0	0	1	0	0	0	0	0	0	0	0			
J. Miller	0	0	0	0	0	1	0	0	0	0	0	0	0	0			
<b>Total</b>	<b>0</b>	<b>0</b>	<b>0</b>	<b>0</b>	<b>0</b>	<b>2</b>	<b>1</b>	<b>0</b>	<b>0</b>	<b>0</b>	<b>0</b>	<b>0</b>	<b>0</b>	<b>0</b>			

# 2001 REVIEW

## WEEK-BY-WEEK SUMMARIES

Player	TACKLES			DEFENSIVE STATISTICS								FUMBLES		
	Total	Solo	Asst.	TFL	Sacks	Yds	Press.	Ints	Yds	PBU	For.	Rec.	Safties	
Wali Rainer	10	7	3	-	-	-	-	-	-	-	-	-	-	
Dwayne Rudd	7	4	2	1	-	-	1	-	-	-	-	-	-	
Devin Bush	7	2	5	-	-	-	-	-	-	-	1	1	-	
Brant Boyer	6	6	0	-	-	-	-	-	-	-	-	-	-	
Greg Spires	5	5	0	-	-	-	2	-	-	-	-	-	-	
Gerard Warren	4	4	0	-	-	-	4	-	-	-	-	-	-	
Daylon McCutcheon	4	4	0	-	-	-	-	-	-	-	-	-	-	
Tyrone Rogers	4	3	0	1	1.0	10.0	1	-	-	-	-	-	-	
Jamir Miller	4	2	2	-	-	-	2	-	-	-	1	-	-	
Earl Little	3	3	0	-	-	-	-	1	15	-	-	-	-	
Mark Smith	3	3	0	-	-	-	1	-	-	-	-	-	-	
Anthony Henry	2	2	0	-	-	-	-	-	-	-	-	-	-	
Corey Fuller	1	1	0	-	-	-	-	-	-	-	-	-	-	
Alvin McKinley	1	1	0	-	-	-	1	-	-	-	-	-	-	
Marquis Smith	0	-	-	-	-	-	-	-	-	-	-	-	-	
Felipe Claybrooks	0	-	-	-	-	-	-	-	-	-	-	-	-	
Derrick Ham	0	-	-	-	-	-	-	-	-	-	-	-	-	
Ray Jackson	0	-	-	-	-	-	-	-	-	1	-	-	-	
<b>BROWNS TOTALS</b>	<b>61</b>	<b>47</b>	<b>12</b>	<b>2</b>	<b>1.0</b>	<b>10.0</b>	<b>12</b>	<b>1</b>	<b>15</b>	<b>1</b>	<b>2</b>	<b>1</b>	<b>0</b>	

Player	TACKLES			FUMBLES		BLOCKED				Safties
	Total	Solo	Asst.	For.	Rec.	PATs	FGs	Punts	TDs	
Brant Boyer	4	2	2	-	-	-	-	-	-	-
Marquis Smith	3	1	2	-	-	-	-	-	-	-
Anthony Denman	2	1	1	-	-	-	-	-	-	-
Wali Rainer	1	1	0	-	-	-	-	-	-	-
Andre King	1	1	0	-	-	-	-	-	-	-
Dyshod Carter	1	1	0	-	-	-	-	-	-	-
Carl Fair	1	1	0	-	-	-	-	-	-	-
Chris Akins	1	1	0	-	-	-	-	-	-	-
Dwayne Rudd	1	0	1	-	-	-	-	-	-	-
<b>BROWNS TOTAL</b>	<b>15</b>	<b>9</b>	<b>6</b>	<b>0</b>	<b>0</b>	<b>0</b>	<b>0</b>	<b>0</b>	<b>0</b>	<b>0</b>

	TEAM STATISTICS	
	VISITOR BROWNS	HOME TITANS
TOTAL FIRST DOWNS	18	21
By Rushing	4	9
By Passing	13	11
By Penalty	1	1
THIRD DOWN EFFICIENCY	8-14-57%	6-12-50%
FOURTH DOWN EFFICIENCY	0-0-0%	0-1-0%
TOTAL NET YARDS	409	452
Total Offensive Plays (inc. times thrown passing)	59	62
Average gain per offensive play	6.9	7.3
NET YARDS RUSHING	87	188
Total Rushing Plays	29	35
Average gain per rushing play	3.0	5.4
Tackles for a loss-number and yards	5-8	2-2
NET YARDS PASSING	322	264
Times thrown - yards lost attempting to pass	3-14	1-10
Gross yards passing	336	274
PASS ATTEMPTS-COMPLETIONS-HAD INTERCEPTED	27-20-1	26-16-1
Avg gain per pass play (inc.# thrown passing)	10.7	9.8
KICKOFFS Number-In End Zone-Touchbacks	8-1-0	6-1-1
PUNTS Number and Average	3-39.7	3-43.7
Had Blocked	0	0
FGs - PATs Had Blocked	0-0	0-0
Net Punting Average	37.0	36.3
TOTAL RETURN YARDAGE (Not Including Kickoffs)	37	44
No. and Yards Punt Returns	2-22	1-8
No. and Yards Kickoff Returns	4-89	8-108
No. and Yards Interception Returns	1-15	1-36
PENALTIES Number and Yards	3-25	6-50
FUMBLES Number and Lost	0-0	2-1
TOUCHDOWNS	5	5
Rushing	2	3
Passing	3	2
EXTRA POINTS Made-Attempts	5-5	5-5
Kicking Made-Attempts	5-5	5-5
FIELD GOALS Made-Attempts	2-2	1-1
RED ZONE EFFICIENCY	3-4-75%	2-3-67%
GOAL TO GO EFFICIENCY	3-3-100%	0-0-0%
SAFTIES	0	0
FINAL SCORE	41	38
TIME OF POSSESSION	29:16	30:44

# 16 PITTSBURGH STEELERS 28, CLEVELAND BROWNS 7

JAN. 7, 2002 • HEINZ FIELD • ATTENDANCE: 59,189

### STARTING LINEUPS

CLEVELAND BROWNS				PITTSBURGH STEELERS			
OFFENSE		DEFENSE		OFFENSE		DEFENSE	
WR 85	K. Johnson	LE 78	T. Rogers	SE 80	P. Burress	LE 91	A. Smith
LT 77	R. Verba	LT 94	G. Warren	LT 72	W. Gandy	LT 98	C. Hampton
LG 60	S. O'Hara	RT 93	Ma. Smith	LG 68	K. Vincent	RT 67	Von Oelhoffen
C 64	D. Wohlabaugh	RE 96	G. Spires	C 64	J. Hartings	RE 92	J. Gildon
RG 63	B. Bedell	SLB 95	J. Miller	RG 79	O. Ross	SLB 50	E. Holmes
RT 69	R. Chanoine	MLB 58	W. Rainer	RT 77	M. Smith	MLB 97	K. Bell
TE 87	O. Santiago	WLB 57	D. Rudd	TE 84	J. Tuman	WLB 53	C. Haggans
WR 81	Q. Morgan	LCB 24	C. Fuller	HB 45	C. Fuamatu-Ma'afala	LCB 30	C. Scott
QB 2	T. Couch	RCB 33	D. McCutcheon	QB 10	K. Stewart	RCB 27	B. Alexander
RB 30	J. White	SS 20	E. Little	TE 48	M. Cushing	SS 41	L. Flowers
HB 48	R. Monroe	FS 23	D. Bush	FL 86	H. Ward	FS 20	D. Washington
		1	3	4	OT	Total	
Cleveland Browns		7	0	0	0	7	
Pittsburgh Steelers		0	7	14	0	28	

### SCORING PLAY

Team	Qtr	Time	Play Description (Extra Point) (Drive Info)	Visitor	Home
Browns	1	3:29	J. White 3 yd. run (P. Dawson kick) (3-27, 1:54)	7	0
Steelers	2	13:38	C. Fuamatu-Ma'afala 17 yd. run (K. Brown kick) (8-73, 4:51)	7	7
Steelers	3	14:44	T. Edwards 32 yd. fumble return (K. Brown kick)	7	14
Steelers	3	0:07	B. Shaw 40 yd. pass from T. Maddox (K. Brown kick) (5-56, 2:22)	7	21
Steelers	4	7:31	R. Bowers 21 yd. run (K. Brown kick) (7-88, 4:00)	7	28

### FINAL INDIVIDUAL STATISTICS

CLEVELAND BROWNS										PITTSBURGH STEELERS																												
RUSHING		ATT	YDS	AVG	LG	TD	PASSING		ATT	CMP	YDS	SK/YD	TD	LG	IN	RT	RUSHING		ATT	YDS	AVG	LG	TD															
J. White		11	30	2.7	8	1	K. Stewart		17	98	5.8	25	1	Fuamatu-Ma'afala		11	67	6.1	21	1	R. Bowers		4	38	9.5	16	0											
Q. Morgan		1	23	23.0	23	0	T. Maddox		4	3	0.8	8	0	T. Maddox		1	8	8.0	8	0	T. Martin		1	8	8.0	8	0											
B. Gay		6	16	2.7	14	0	T. Edwards		16	8	0.5	10	2	J. Witman		1	1	1.0	1	0	Total		36	221	6.1	25	2											
T. Couch		1	-1	-1.0	-1	0	Total		26	13	150	4/45	0	19	2	K. Stewart		8	72	1/10	0	20	2	22.9	T. Maddox		8	6	0.7	1/4	1	40	1	115.1				
D. Kreider		1	1	1.0	1	0	Total		26	13	150	4/45	0	19	2	Total		24	14	169	2/14	1	40	3	PASS RECEIVING		NO	YDS	AVG	LG	TD							
Total		19	68	3.6	23	1	PASS RECEIVING		NO	YDS	AVG	LG	TD	H. Ward		4	32	8.0	12	0	P. Burress		3	48	16.0	24	0	B. Shaw		2	48	24.0	40	1				
P. Morgan		26	13	150	4/45	0	19	2	C. Fuamatu-Ma'afala		2	15	7.5	10	0	T. Edwards		1	21	21.0	21	0	T. Edwards		1	5	5.0	5	0	M. Cushing		1	0	0.0	0	0		
Total		26	13	150	4/45	0	19	2	R. Bowers		1	0	0.0	0	0	Total		14	169	12.1	40	1	INTERCEPTIONS		NO	YDS	AVG	LG	TD	D. Townsend		2	7	3.5	7	0		
K. Johnson		6	80	13.3	18	0	INTERCEPTIONS		NO	YDS	AVG	LG	TD	Total		2	7	3.5	7	0	PUNTING		NO	YDS	AVG	FC	LG	TD	J. Miller		5	208	41.6	1	3	51		
J. White		2	22	11.0	18	0	Total		2	7	3.5	7	0	J. Miller		5	208	41.6	1	3	51	PUNT RETURNS		NO	YDS	AVG	FC	LG	TD	T. Edwards		4	15	3.8	0	15	0	
J. Moreland		2	10	5.0	6	0	PUNTING		NO	YDS	AVG	FC	LG	TD	T. Edwards		1	0	0.0	0	0	B. Shaw		1	0	0.0	0	0	H. Poteat		0	0	0.0	1	0	0		
J. Dawson		1	19	19.0	19	0	Total		7	263	37.6	0	2	45	Returns		5	15	3.0	1	15	0	[DOWNED]		1	0	0.0	0	0	Returns		5	15	3.0	1	15	0	
A. King		1	10	10.0	10	0	KICKOFF RETURNS		NO	YDS	AVG	FC	LG	TD	T. Edwards		2	30	15.0	0	16	0	Returns		2	30	15.0	0	16	0	Returns		2	30	15.0	0	16	0
O. Santiago		1	9	9.0	9	0	Total		7	263	37.6	0	2	45	Returns		2	30	15.0	0	16	0	Returns		2	30	15.0	0	16	0	Returns		2	30	15.0	0	16	0
Total		13	150	11.5	19	0	FUMBLES		FUM	REC	YDS	TD	FORCED	OPP	REC	YDS	TD	OUT	BDS	FUMBLES		FUM	REC	YDS	TD	FORCED	OPP	REC	YDS	TD	OUT	BDS						
INTERCEPTIONS		NO	YDS	AVG	LG	TD	Total		1	0	0	0	0	Total		1	0	0	0	K. Stewart		2	2	0	0	0	K. Stewart		2	2	0	0	0	0				
D. Bush		1	19	19.0	19	0	Total		1	0	0	0	0	B. Shaw		1	0	0	0	B. Shaw		1	0	0	0	0	M. Logan		0	1	-1	0	0	0	0			
A. Henry		1	0	0.0	0	0	Total		1	0	0	0	0	L. Jackson		0	0	0	0	L. Jackson		0	0	0	0	0	T. Edwards		0	0	0	0	0	0	0			
R. Jackson		1	0	0.0	0	0	Total		1	0	0	0	0	T. Edwards		0	0	0	0	T. Edwards		0	0	0	0	0	T. Maddox		1	0	0	0	0	0	0			
Total		3	19	6.3	19	0	Total		1	0	0	0	0	Total		4	3	-1	0	Total		4	3	-1	0	1	Total		1	1	32	1	1					



# 2001 REVIEW

## WEEK-BY-WEEK SUMMARIES

Player	TACKLES			DEFENSIVE STATISTICS							FUMBLES		
	Total	Solo	Asst.	TFL	Sacks	Yds	Press.	Ints	Yds	PBU	For.	Rec.	Safties
Dwayne Rudd	10	8	2	-	-	-	-	-	-	2	-	-	-
Corey Fuller	10	8	2	-	-	-	-	-	-	-	-	-	-
Devin Bush	10	5	5	-	-	-	-	1	19	-	-	-	-
Gerard Warren	8	7	1	-	1.0	10.0	3	-	-	1	-	-	-
Earl Little	7	5	2	-	-	-	-	-	-	-	-	-	-
Tyrone Rogers	6	6	0	-	1.0	4.0	-	-	-	-	-	-	-
Daylon McCutcheon	5	4	1	-	-	-	-	-	-	-	-	-	-
Alvin McKinley	4	2	2	-	-	-	1	-	-	-	-	-	-
Wali Rainer	3	3	0	-	-	-	-	-	-	-	-	-	-
Jamir Miller	3	2	0	1	-	-	2	-	-	-	-	-	-
Greg Spires	3	1	2	-	-	-	-	-	-	-	-	-	-
Brant Boyer	2	1	1	-	-	-	-	1	-	-	-	-	-
Mark Smith	1	1	0	-	-	-	2	-	-	-	-	-	-
Felipe Claybrooks	1	1	0	-	-	-	-	-	-	-	-	-	-
Anthony Henry	0	-	-	-	-	-	-	1	0	-	-	-	-
Lenoy Jones	0	-	-	-	-	-	-	-	-	-	-	-	-
Anthony Denman	0	-	-	-	-	-	-	-	-	-	-	-	-
Ray Jackson	0	-	-	-	-	-	-	1	0	1	-	-	-
<b>BROWNS TOTALS</b>	<b>73</b>	<b>54</b>	<b>18</b>	<b>1</b>	<b>2.0</b>	<b>14.0</b>	<b>9</b>	<b>3</b>	<b>19</b>	<b>4</b>	<b>0</b>	<b>0</b>	<b>0</b>

Player	TACKLES			FUMBLES		BLOCKED				Safties	
	Total	Solo	Asst.	For.	Rec.	PATs	FGs	Punts	TDs		
Wali Rainer	3	1	2	-	-	-	-	-	-	-	-
Anthony Henry	2	1	1	-	-	-	-	-	-	-	-
Brant Boyer	1	1	0	-	-	-	-	-	-	-	-
Lenoy Jones	1	1	0	-	-	-	-	-	-	-	-
Anthony Denman	1	1	0	-	-	-	-	-	-	-	-
Tarek Saleh	1	1	0	-	-	-	-	-	-	-	-
Ryan Kuehl	1	0	1	-	-	-	-	-	-	-	-
Dwayne Rudd	1	0	1	-	-	-	-	-	-	-	-
<b>BROWNS TOTAL</b>	<b>11</b>	<b>6</b>	<b>5</b>	<b>0</b>	<b>0</b>	<b>0</b>	<b>0</b>	<b>0</b>	<b>0</b>	<b>0</b>	<b>0</b>

	TEAM STATISTICS	
	VISITOR BROWNS	HOME STEELERS
TOTAL FIRST DOWNS	12	19
By Rushing	5	11
By Passing	6	7
By Penalty	1	1
THIRD DOWN EFFICIENCY	1-9-11%	8-15-53%
FOURTH DOWN EFFICIENCY	0-1-0%	0-0-0%
TOTAL NET YARDS	173	376
Total Offensive Plays (inc. times thrown passing)	49	62
Average gain per offensive play	3.5	6.1
NET YARDS RUSHING	68	221
Total Rushing Plays	19	36
Average gain per rushing play	3.6	6.1
Tackles for a loss-number and yards	4-8	2-5
NET YARDS PASSING	105	155
Times thrown - yards lost attempting to pass	4-45	2-14
Gross yards passing	150	169
PASS ATTEMPTS-COMPLETIONS-HAD INTERCEPTED	26-13-2	24-14-3
Avg gain per pass play (inc.# thrown passing)	3.5	6.0
KICKOFFS Number-In End Zone-Touchbacks	2-0-0	5-0-0
PUNTS Number and Average	7-37.6	5-41.6
Had Blocked	0	0
FGs - PATs Had Blocked	0-0	0-0
Net Punting Average	35.4	34.4
TOTAL RETURN YARDAGE (Not Including Kickoffs)	35	22
No. and Yards Punt Returns	2-16	5-15
No. and Yards Kickoff Returns	5-84	2-30
No. and Yards Interception Returns	3-19	2-7
PENALTIES Number and Yards	6-70	7-42
FUMBLES Number and Lost	1-1	4-0
TOUCHDOWNS	1	4
Rushing	1	2
Passing	0	1
Fumbles	0	1
EXTRA POINTS Made-Attempts	1-1	4-4
Kicking Made-Attempts	1-1	4-4
FIELD GOALS Made-Attempts	0-0	0-0
RED ZONE EFFICIENCY	1-2-50%	1-1-100%
GOAL TO GO EFFICIENCY	1-1-100%	0-0-0%
SAFTIES	0	0
FINAL SCORE	7	28
TIME OF POSSESSION	25:16	34:44



# Lasting Impressions

Just as the Cleveland Browns have been making great history in the minds of every fan, we have been making the same kind of history with every impression of every printing project we produce.



Give us a call and let us start making great history with you.

Since 1881

HERALD  PRINTING

625 S. Kibler Street., P.O. Box 367, New Washington, OH 44854

Telephone: 888-258-0008 • Fax: 419-492-2128

Web: <http://www.heraldprint.com> • E-mail: [jmorgan@heraldprint.com](mailto:jmorgan@heraldprint.com)

WE HAVE BEEN MAKING  
THE IMPRESSIONS YOU HAVE IN MIND FOR 120 YEARS



Otto Graham

### HOW THE BROWNS WERE NAMED

Just how did the Cleveland Browns get their name?


One myth is that the team was named after the popular boxing champion, Joe Louis, “The Brown Bomber”. The truth, according to several published reports, is this:

When Owner Arthur McBride brought an AAFC team to Cleveland in 1945, he held a newspaper contest to name the team and offered a \$1,000 war bond to the winner. Most of the entries submitted wanted the name Browns, because the extremely popular Paul Brown was the team’s head coach.

Coach Brown thought it wouldn’t be proper to name the team after him, and the entry “Panthers” was selected. A few weeks later, a man approached McBride and said he owned a semi-pro team in the 1920s called the Cleveland Panthers and he still owned the rights to the name.

McBride could have bought the man off, but Brown vetoed the idea. The coach didn’t want the new team to be associated with a losing franchise. Instead of holding a new contest, Brown reluctantly agreed to name the team Browns. But, in sticking with his original ideals, Brown suggested publicly that since Louis was “The Brown Bomber”, that was how the team got its name. Not a single entry in the contest listed Louis or his nickname as a reason for choosing “Browns”.

- By Zac Jackson



Paul Brown

**1946:** The Cleveland Browns were originated by Owner Arthur (Mickey) McBride as a member of the All-America Football Conference. Paul Brown was named coach and general manager and the first player he signed was then tailback Otto Graham, who was converted to quarterback with the Browns. The Browns won the Western Division title with a 42-17 victory over the Buffalo Bisons and then defeated the New York Yankees, 14-9, in the championship game.

**1947-49:** The Browns continued their domination of the AAFC, winning three more championships.

**1950:** Following the merger of the AAFC and the NFL, the Browns tied the New York Giants with 10-2 records for a share of the Eastern Division title. The Browns defeated the New York Giants, 8-3, in a playoff game and then stopped the Los Angeles Rams, 30-28, for the championship.

**1951-53:** The Browns won three consecutive Eastern titles, but lost each time in the league's title match, once to the Los Angeles Rams and twice to the Detroit Lions. In 1953, McBride sold the club to an organization headed by David Jones.

**1954-55:** Led by quarterback Otto Graham, the Browns won back-to-back NFL championships, defeating the Detroit Lions and Los Angeles Rams.

**1956:** At 5-7, the Browns suffered their first losing season.

**1957:** Jim Brown was selected in the first round by the Browns and earned rookie of the year honors while helping Cleveland to the Eastern Division title.

**1961:** Art Modell purchased the Browns for the then unheard sum of \$4 million.

**1963:** Paul Brown was released from his duties after 17 seasons as head coach of the franchise. Blanton Collier, a Browns' assistant, was named head coach.

**1964:** The Browns won the Eastern Conference title with a 52-20 victory over the New York Giants and defeated the Baltimore Colts, 27-0, in the NFL Championship Game.

**1965:** In his last season, Jim Brown won NFL MVP honors and led Cleveland to the NFL Championship Game where the Browns were defeated by the Green Bay Packers.

**1966:** An eighth round pick in 1964, Leroy Kelly became the club's dominant threat, rushing for 1,141 yards, but the Browns finished second in the Eastern Conference to the Dallas Cowboys.

**1968:** With newly acquired quarterback Bill Nelsen (from the Pittsburgh Steelers), the Browns won the Century Division title and beat the Dallas Cowboys in the playoffs but lost to the Baltimore Colts in the NFL Championship Game.

**1969:** The Browns won the Century Division title for the third straight year, but lost to the Minnesota Vikings in the NFL Championship Game.

**1970:** The Browns became members of the AFC Central Division and finished second. The Browns beat the New York Jets, 31-21, on Monday Night Football's first-ever telecast.

**1971:** Nick Skorich, a Browns' assistant, was named head coach. The club won its first AFC Central crown.

**1972:** The Browns lost to the eventual Super Bowl Champion Miami Dolphins in the playoffs, 20-14, as the Dolphins completed an undefeated season.

**1975-77:** Forrest Gregg became head coach in 1975, Greg Pruitt had three consecutive 1,000-yard rushing seasons and Dick Modzelewski coached the final game of 1977.

**1978:** Sam Rutigliano became the first non-Browns' assistant to be named head coach of the Browns. Cleveland won its first three contests en route to an 8-8 finish.

**1979:** Losses in the final two games dropped the Browns' record to 9-7 and prevented the team from entering the playoffs. Mike Pruitt had the first of three straight 1,000-yard seasons.

**1980:** The Browns won the AFC Central Division title with an 11-5 record, but lost to eventual Super Bowl Champion Oakland Raiders in the playoffs. Quarterback Brian Sipe was consensus MVP of the NFL.

**1982:** In a strike-shortened season, the Browns finished eighth in the AFC (4-5) and gained a playoff spot for the second time in three years. Cleveland lost to the Los Angeles Raiders in the Super Bowl Tournament.

**1983:** The Browns tied for a Wild Card playoff spot with a 9-7 record, but lost the NFL tie-breaking procedure to the Denver Broncos and Seattle Seahawks.

**1984:** The Browns replaced Head Coach Sam Rutigliano with Defensive Coordinator Marty Schottenheimer after a 1-7 midseason record and finished the season at 5-11. Tight end Ozzie Newsome caught 89 passes for the second straight year.

**1985:** The Browns captured their third AFC Central Division title, but lost to the Miami Dolphins, 24-21, in Miami. Rookie Kevin Mack (1,104) and Earnest Byner (1,002) each gained 1,000 yards rushing. It marked the third time in the 66-year history of the NFL that teammates both rushed for over 1,000 yards in the same season.

**1986:** The Browns posted a team-record 12 wins en route to their second consecutive AFC Central Division crown. In a double-overtime playoff thriller before a packed Cleveland Municipal Stadium crowd, the Browns beat the New York Jets, 23-20, to advance to the AFC Championship game. The Browns lost to the Denver Broncos, also in overtime, 23-20.

**1987:** The Browns captured their third straight AFC Central Division crown, as they finished the season 10-5. The third week of the NFL season was cancelled due to a 24-day players' strike, during which three "replacement" games were played (the Browns posted a 2-1 record). The Browns defeated the Indianapolis Colts, 38-21, at Cleveland Municipal Stadium in the AFC playoffs, then dropped their second straight AFC Championship to the Denver Broncos despite a spectacular come-from-behind bid that saw the Browns score 30 second-half points, only to fall, 38-33, in Mile High Stadium. Bernie Kosar won the AFC passing title with a 95.4 QB rating, and an NFL-high eight Browns made the Pro Bowl.

**1988:** Cleveland finished 10-6 and earned a wild card berth by defeating the Houston Oilers, 28-23, in the season finale by overcoming a 16-point third-quarter deficit. Houston defeated the Browns, 24-23, in the Wild Card Game played on Christmas Eve. Four Cleveland quarterbacks suffered injuries during the course of the season. Marty Schottenheimer resigned on Dec. 27.

**1989:** Bud Carson was announced as the Browns' seventh full-time head coach on Jan. 27. The Browns won their fourth division title in five years with a 9-6-1 record, and advanced to the playoffs for an AFC-high fifth-straight season. The Browns advanced to their third title game in four years by defeating the Buffalo Bills, 34-30, but lost to the Denver Broncos, 37-21, at Mile High Stadium in the AFC Championship Game.

**1990:** The Browns suffered through a 3-13 season. Jim Shofner replaced Bud Carson as interim head coach on Nov. 5.

**1991-93:** Bill Belichick was named the eighth full-time head coach on Feb. 5, 1991. The Browns moved into a new training and administrative complex located in Berea, Ohio, in August 1991 and began holding training camp there in July 1992. The Browns finished 6-10, 7-9 and 7-9, respectively. Unrestricted free agency began in 1993. The Browns signed five players in first year of system, including quarterback Vinny Testaverde of Tampa Bay.

**1994:** The Browns earned a playoff berth for the first time in the '90s, finishing 11-5 and defeating the New England Patriots, 20-13, in the Wild Card Game at sold-out Cleveland Municipal Stadium. The Browns faced the Pittsburgh Steelers for the first time ever in the playoffs, and lost, 29-9, at Three Rivers Stadium. The Cleveland defense set a team record by allowing just 204 points, and six players went to the Pro Bowl.

**1995:** The Browns concluded the season with a 5-11 record. In November, Owner Art Modell announced he was relocating the team to Baltimore, Md. The final game played at Cleveland Municipal Stadium was on Dec. 17 against the Cincinnati Bengals. The Browns defeated the Bengals, 26-10. The victory marked an all-time NFL record of 202-117-5 (.631) while playing at Cleveland Municipal Stadium.

**1996:** The City of Cleveland and the NFL secured an unprecedented deal to return the Cleveland Browns to the playing field in 1999. The deal stipulated that the name, colors and heritage of the Browns would remain in Cleveland.

**1998:** The NFL awarded the Cleveland Browns to Alfred Lerner on Sept. 8. The NFL formally transferred ownership of the Cleveland Browns to Lerner and Carmen A. Policy on Oct. 23. Dwight Clark was named vice president, director of football operations on Nov. 30.

**1999:** Chris Palmer was named the ninth full-time head coach in Cleveland Browns history Jan. 21. The Browns were awarded the rights to the first pick in the 1999 NFL Draft and used the pick to select Kentucky quarterback Tim Couch. The first game at new Cleveland Browns Stadium was played on Aug. 21 against the Minnesota Vikings with the Vikings prevailing, 24-17. In the first regular-season game in the Browns' 1999 commemorative season and the first regular-season game at Cleveland Browns Stadium, the Browns lost to the Pittsburgh Steelers, 43-0. The Browns recorded their first victory of the '99 season on Oct. 31 with a last-second Hail Mary pass from Couch to Kevin Johnson.

**2000:** The Browns selected Penn State defensive end Courtney Brown with the first pick in the 2000 NFL Draft. The Browns notched their first regular-season victory at Cleveland Browns Stadium on Sept. 17 with a 23-20 win over the Pittsburgh Steelers.

**2001:** The Browns fired Head Coach Chris Palmer on Jan. 11. The Browns hired Butch Davis as the franchise's 10th full-time head coach on Jan. 30.

**2002:** Dwight Clark resigned his post as the team's executive vice president, director of football operations on May 13.

**CLEVELAND**  
**BROWNS**  
■ **COM**

## HISTORY

### HALL OF FAME

The rich tradition of the Cleveland Browns boasts 14 members in the Pro Football Hall of Fame, which is the sixth-highest total league-wide. Only the Chicago Bears, Green Bay Packers, New York Giants, Pittsburgh Steelers and Washington Redskins claim more Hall of Famers.

TEAM	HALL OF FAME ENSHRINEES
1. Chicago Bears	26
2. Green Bay Packers	19
3. Pittsburgh Steelers	17
4. New York Giants	16
5. Washington Redskins	15
6. Cleveland Browns	14







**JIM BROWN**

Fullback

6-2, 232

Cleveland Browns, 1957-65

Syracuse

Enshrined in 1971

Brown came out of Syracuse University as an All-America choice in 1956. He was the Browns' No. 1 draft pick in 1957. Brown was the NFL's leading rusher in eight of his nine NFL seasons. He was named to the All-NFL team eight times. Brown was the NFL's most valuable player in 1958 and '65. He was the NFL's Rookie of the Year in 1957 and played in nine straight Pro Bowls. Brown's career totals were: 12,312 yards rushing, 262 receptions and 15,459 combined net yards. Brown scored 756 points in his career. Brown holds the Browns' record for the most combined net yards, most career yards rushing, most points in one season (126), career touchdowns (126), most consecutive games scoring a touchdown (10) and most 1,000-yard seasons (7). Brown had 58 games in which he rushed for 100 or more yards. His 106 rushing touchdowns is also a club record. His 5.22 average per rushing attempt is an NFL record. Brown's No. 32 was retired by the Browns. He was the second-youngest player ever inducted into the Hall of Fame at age 35 behind Gayle Sayers, who was inducted at age 34. Brown was born on Feb. 17, 1936 in St. Simons, Ga.

- By Fred Greetham



**PAUL BROWN**

Head Coach


Cleveland Browns (AAFC, 1946-49; NFL, 1950-62)

Miami (Ohio)

Enshrined in 1967

Brown distinguished himself as an exceptionally successful coach at all levels of football. Brown organized the Browns in the AAFC in 1946, building the great Browns' dynasty with a career record of 167-53-8 from 1946-62, including four AAFC titles and three NFL crowns. He had just one losing season in 17 years. Brown's .759 career winning percentage with the Browns is the best in team history. Brown was known as a revolutionary innovator with many coaching firsts to his credit. He was elected to the Pro Football Hall of Fame before he began his tenure as coach and owner of the Cincinnati Bengals. Brown was born on Sept. 7, 1908 in Norwalk, Ohio. He died on Aug. 5, 1991 at the age of 82.

- By Fred Greetham



**LEN FORD**

Defensive End

6-4, 245

Los Angeles Dons (AAFC), 1948-49

Cleveland Browns, 1950-57

Green Bay Packers, 1958

Michigan

Enshrined in 1976

Ford caught 67 passes as a two-way end with the Dons in 1948-49. After the AAFC folded, the Browns converted him to a full-time defensive end. The Browns altered their defensive schemes to take advantage of his exceptional pass rushing skills. Ford overcame a serious injury in 1950 and went on to earn All-NFL honors five times from 1951-55. He played in four Pro Bowls. Throughout his career, Ford recovered 20 opponents' fumbles. He was born on Feb. 18, 1926 in Washington, D.C. Ford died March 14, 1972 at the age of 46.

- By Fred Greetham



**FRANK GATSKI**

Center

6-3, 233

Cleveland Browns (AAFC, 1946-49; NFL, 1950-1956)

Detroit Lions 1957

Marshall

Enshrined in 1985

Gatski anchored a powerful offensive line during the Browns' dominant years in the AAFC and NFL. He was known as a strong, consistent and exceptional pass blocker who never missed a game or practice in high school, college or pro football. Gatski played in 11 championship games in 12 years with his teams winning eight times. Gatski's career started as a linebacker. He was named to the All-NFL team four times. He played in the 1957 Pro Bowl. Gatski was born on March 18, 1922 in Farmington, W.Va.

- By Fred Greetham



**OTTO GRAHAM**

Quarterback

6-1, 196

Cleveland Browns (AAFC, 1946-49; NFL, 1950-55)

Northwestern

Enshrined in 1965

Graham was a tailback in college and was switched to a T-quarterback in the pros. Graham guided the Browns to 10 division or league crowns in 10 years. He topped all AAFC passers four times and was the NFL's leading passer for two seasons. Graham was named All-League nine of 10 years. He threw 4 touchdown passes in the Browns' 1950 NFL Championship Game win. He had 3 touchdowns running and 3 passing in the 1954 NFL Championship Game. Graham's career passing totals were 23,584 yards and 174 touchdowns. He scored 276 points on 46 touchdowns in his career. Graham owns the highest single-season completion percentage in team history at 64.73, which he accomplished in 1953. Graham's No. 14 uniform was retired by the Browns. He also wore No. 60 earlier in his career with the Browns. Graham was born on Dec. 6, 1921 in Waukegan, Ill.

- By Fred Greetham



**LOU GROZA**

Offensive Tackle/Kicker

6-3, 240

Cleveland Browns (AAFC, 1946-49; NFL, 1950-59, 61-67)

Ohio State

Enshrined in 1974

Groza was the last of the “original” Browns to retire. He was the regular offensive left tackle from 1947-59. Groza suffered a back injury, which forced him to miss the 1960 season. He was a kicking specialist from 1961-67. He was an All-NFL tackle six times and NFL Player of the Year in 1954. Groza played in nine Pro Bowls. His last-second field goal won the 1950 NFL Championship Game. Groza scored 1,608 points in 21 years. He played in four AAFC and nine NFL Championship Games. Groza owns the Browns team record for most seasons played and the most career points. He also has the record for 107 consecutive games in which he scored a point. He has the most career extra points (640) and the most field goals (233) in team history. Groza’s No. 76 uniform was retired by the Browns. He also wore No. 46 during his career. The Browns’ training facility is located at 76 Lou Groza Blvd., in Berea, Ohio. Groza was born on Jan. 25, 1924 in Martins Ferry, Ohio. He died on Nov. 29, 2000 at the age of 76.

- By Fred Greetham



**LEROY KELLY**

Running Back  
6-0, 202  
Cleveland Browns, 1964-73  
Morgan State  
Enshrined in 1994

Kelly was an eighth-round draft choice of the Browns in 1964. He started his career as a punt and kick returner until he took over for Jim Brown when Brown retired after the 1965 season. Kelly was a 1,000-yard rusher in his first three years after becoming a starter in 1966, winning NFL rushing titles in 1967 and '68. He was a two-time punt return champion, leading the NFL in 1965 and the AFC in 1971. Kelly was named All-NFL five times and named to six Pro Bowls. Kelly's career statistics included 7,274 rushing yards, 2,281 receiving yards, 2,774 return yards and 12,329 combined yards. He scored 90 touchdowns in his career. Kelly holds a team single-season record with a 15.59 average on punt returns in 1965. His combined career yardage is second only to Jim Brown in team history. He was born on May 20, 1942 in Philadelphia, Pa.

- By Fred Greetham



**DANTE LAVELLI**

End  
6-0, 191  
Cleveland Browns (AAFC, 1946-49; NFL, 1950-56)  
Ohio State  
Enshrined in 1975

Lavelli played in only three college games as he served in the U.S. Infantry before turning professional. He was the top AAFC receiver as a rookie and he scored the winning touchdown in the AAFC Championship Game in 1946. Lavelli caught 11 passes in the 1950 NFL Championship Game. He was named All-AAFC in 1946-47 and All-NFL in 1951 and '53. He played in three Pro Bowls. Lavelli caught 386 passes for 6,488 yards and 62 touchdowns in his 11-year professional career. Lavelli recorded 24 catches in six NFL title games. Lavelli was nicknamed "Glue Fingers". He was born on Feb. 23, 1923 in Hudson, Ohio.

- By Fred Greetham





**MIKE McCORMACK**

Tackle  
6-4, 246  
New York Yanks, 1951  
Cleveland Browns, 1954-62  
Kansas  
Enshrined in 1984

McCormack was drafted by the New York Yanks in 1951. He played in his first of six Pro Bowls as a rookie. McCormack was in the U.S. Army from 1952-53 and was then traded to the Browns in a 15-player deal while he was in the service. McCormack played defensive middle guard in 1954 for the Browns. He stole the ball to set up a key Browns' touchdown in the 1954 NFL Championship Game. McCormack excelled as an offensive right tackle for eight years from 1955-62. He was equally adept as a run blocker and pass protector. McCormack was born on June 21, 1930 in Chicago, Ill.

- By Fred Greetham



**BOBBY MITCHELL**

Wide Receiver/Halfback

6-0, 192

Cleveland Browns, 1958-61

Washington Redskins, 1962-68

Illinois

Enshrined in 1983

Mitchell was blessed with exceptional speed, balance and faking ability. He split his career as a Browns' halfback and a Redskins' flanker. Mitchell was noted in his career for his spectacular, long-distance scoring plays. He amassed 14,078 combined net yards, scored 91 touchdowns, caught 521 passes and had 8 kick returns for touchdowns. Mitchell topped all NFL receivers in 1962. He surpassed 50 catches in six different years and was All-NFL twice. Mitchell played in four Pro Bowls. Mitchell still holds the Browns' career record for kickoff returns for touchdowns with 3. He also holds the team's best rookie rushing average (13.36 in 1958). He was born on June 6, 1935 in Hot Springs, Ark.

- By Fred Greetham



**MARION MOTLEY**

Fullback

6-1, 232

Cleveland Browns (AAFC, 1946-49; NFL, 1950-53)


Pittsburgh Steelers 1955

South Carolina State, Nevada

Enshrined in 1968

Motley was known as a deadly pass blocker and a tremendous runner on the Browns' famed trap play. He also played linebacker early in his career. Motley is the all-time AAFC rushing champ. He was the NFL's top rusher in 1950. Motley was named All-AAFC three times and All-NFL in 1950. His career rushing statistics include 828 carries for 4,720 yards. His 5.7-yard career average is an AAFC record. Motley also caught 85 passes and scored 234 points in nine years. He played in the 1951 Pro Bowl. Motley holds a Browns' record with an 18.42-yard average on scrimmage yards in a game, coming off 221 yards on 12 carries against the Pittsburgh Steelers on Oct. 29, 1950. He was born on June 5, 1920 in Leesburg, Ga. He died on June 27, 1999 at the age of 79.

- By Fred Greetham



**OZZIE NEWSOME**

Tight End  
6-2, 232  
Cleveland Browns, 1978-90  
Alabama  
Enshrined in 1999

Newsome was a first-round draft pick of the Browns in 1978. He was nicknamed the "Wizard of Oz". Newsome became an instant team leader when he joined the Browns in 1978. He retired as the NFL's all-time leader in receptions for tight ends, ranking fourth among all receivers. Newsome's career statistics include 662 receptions for 7,980 yards with 47 touchdowns. He recorded his career best of 89 catches in 1983 and then repeated the feat in 1984. Newsome caught at least 1 pass in 150 consecutive games. He was named to the All-Pro team in 1979 and '84 and was named to three Pro Bowls. Newsome holds the Browns record for career receptions and receiving yardage. He was born on March 16, 1956 in Muscle Shoals, Ala.

- By Fred Greetham



**PAUL WARFIELD**

Wide Receiver

6-0, 188

Cleveland Browns, 1964-69, 76-77

Miami Dolphins, 1970-74

Ohio State

Enshrined in 1983

Warfield was drafted by both the Browns and the Buffalo Bills in 1964. He was a Browns' fixture at wide receiver before being traded to the Miami Dolphins in 1970. Warfield was a key element in the Dolphins' offenses. His mere presence on the field forced the defense to make adjustments. Warfield was fast and super-smooth and was known as a precise pattern runner. He also had exceptional hands and was an excellent blocker. In his career, Warfield caught 427 passes for 8,565 yards, including 85 touchdowns. He had a sensational 20.1-yard per catch average. Warfield was named All-NFL five times and was named to eight Pro Bowls. He was born on Nov. 28, 1942 in Warren, Ohio.

- By Fred Greetham



**BILL WILLIS**

Middle Guard

6-2, 213

Cleveland Browns (AAFC, 1946-49; NFL, 1950-53)

Ohio State

Enshrined in 1977

Willis was an All-America tackle at Ohio State before joining the Browns in 1946. He played both offense and defense, but excelled as a defensive middle guard. His lightning quickness was his constant trademark that earned him a job in his first pro scrimmage. Willis had a touchdown-saving tackle against the New York Giants that preserved the Browns win in the team's 1950 NFL title drive. He was All-AAFC three times, named All-NFL from 1950-53 and participated in three NFL Pro Bowls. Willis was born on Oct. 5, 1921 in Columbus, Ohio.

- By Fred Greetham

**1950** — Marion Motley (UP, AP), Mac Speedie (UP), Bill Willis (UP). **1951** — Tony Adamle (UP), Frank Gatski (UP, AP), Otto Graham (UP, AP), Lou Groza (UP), Dub Jones (UP, AP), Dante Lavelli (UP). **1952** — Len Ford (UP, AP), Frank Gatski (AP), Otto Graham (UP), Lou Groza (UP, AP), Mac Speedie (UP), Bill Willis (UP, AP). **1953** — Len Ford (UP, AP), Frank Gatski (UP, AP), Ken Gorgal (UP), Otto Graham (UP, AP), Lou Groza (UP, AP), Dante Lavelli (UP), Tommy Thompson (UP), Bill Willis (AP). **1954** — Len Ford (UP, AP), Otto Graham (UP, AP), Lou Groza (UP, AP). **1955** — Don Colo (UP), Len Ford (UP), Frank Gatski (UP, AP), Abe Gibron (UP), Otto Graham (UP, AP), Lou Groza (UP, AP), Don Paul (UP). **1956** — None. **1957** — Jim Brown (UP, AP), Lou Groza (UP). **1958** — Jim Brown (UPI, AP). **1959** — Jim Brown (UPI, AP), Jim Ray Smith (UPI, AP).

**1960** — Jim Brown (UPI, AP), Jim Ray Smith (UPI, AP). **1961** — Jim Brown (UPI, AP, NEA), Jim Ray Smith (UPI, AP, NEA). **1962** — Jim Ray Smith (NEA). **1963** — Jim Brown (UPI, AP, NEA), Dick Schafrath (AP). **1964** — Jim Brown (UPI, AP, NEA), Jim Houston (NEA), Dick Schafrath (AP, UPI), Paul Warfield (NEA). **1965** — Jim Brown (UPI, AP, NEA), Gary Collins (UPI), Jim Houston (UPI), Dick Schafrath (UPI, AP). **1966** — Gene Hickerson (NEA), Leroy Kelly (UPI, AP, NEA). **1967** — Gene Hickerson (AP, NEA, UPI), Leroy Kelly (AP, NEA, UPI). **1968** — Gene Hickerson (AP, NEA, UPI), Leroy Kelly (AP, NEA, UPI), Paul Warfield (NEA, UPI). **1969** — Gary Collins (AP, UPI), Gene Hickerson (AP, UPI), Leroy Kelly (NEA), Paul Warfield (NEA).

**1970** — Gene Hickerson (UPI, PFWA). **1971** — Leroy Kelly (NEA). **1972** — Don Cockroft (NEA). **1973** — Clarence Scott (UPI). **1974** — None. **1975** — None. **1976** — Jerry Sherk (AP, NEA, PFWA). **1977** — None. **1978** — Thom Darden (NEA, PFWA). **1979** — Ozzie Newsome (PFWA).

**1980** — Lyle Alzado (AP, UPI), Joe DeLamielleure (NEA, PFWA, UPI), Brian Sipe (AP, PFWA, NEA, UPI). **1981** — None. **1982** — None. **1983** — Chip Banks (AP, PFWA). **1984** — Clay Matthews (NEA), Ozzie Newsome (AP, NEA, PFWA). **1985** — None. **1986** — Chip Banks (UPI, AP), Hanford Dixon (AP, PFWA, NEA, UPI), Dan Fike (NEA), Bob Golic (AP, NEA), Frank Minnifield (UPI). **1987** — Hanford Dixon (AP, NEA, PFWA, UPI), Frank Minnifield (AP, NEA, PFWA, UPI), Bernie Kosar (UPI), Earnest Byner (UPI), Dan Fike (UPI), Carl Hairston (UPI), Cody Risien (UPI). **1988** — Hanford Dixon (AP), Frank Minnifield (AP, NEA, PFWA, UPI), Clay Matthews (UPI). **1989** — Mike Johnson (UPI), Frank Minnifield (AP, UPI), Clay Matthews (UPI), Michael Dean Perry (AP, UPI, PFWA), Webster Slaughter (AP, UPI).

**1990** — Michael Dean Perry (AP, UPI, PFWA, NEA). **1991** — Michael Dean Perry (AP, USA, NEA). **1992** — None. **1993** — Eric Metcalf (AP, PFWA, UPI). **1994** — Rob Burnett (UPI) Pepper Johnson (UPI, USA), Tony Jones (AP), Michael Dean Perry (AP, UPI), Matt Stover (UPI), Eric Turner (AP, PFWA, UPI). **1995** — None. **1999** — None.

**2000** — None. **2001** — Jamir Miller (AP, *College and Pro Football Weekly*, *Football Digest*, *Pro Football Weekly*, *Sports Illustrated*, *The Sporting News*).

### RETIRED UNIFORM NUMBERS

14	Otto Graham
32	Jim Brown
45	Ernie Davis
46	Don Fleming
76	Lou Groza

## HISTORY

### PRO BOWL SELECTIONS

---

**1951** — Tony Adamle, Otto Graham, Lou Groza, Weldon Humble, Marion Motley, Mac Speedie, Bill Willis. **1952** — Tony Adamle, Ken Carpenter, Len Ford, Lou Groza, Otto Graham, Dub Jones, Dante Lavelli, Bill Willis. **1953** — Len Ford, Abe Gibrón, Horace Gillom, Otto Graham, Lou Groza, Bill Willis. **1954** — Len Ford, Abe Gibrón, Otto Graham, Lou Groza, Harry Jagade, Tommy James, Dante Lavelli, Ray Renfro. **1955** — Don Colo, Len Ford, Frank Gatski, Abe Gibrón, Otto Graham, Lou Groza, Ken Konz, Dante Lavelli. **1956** — Darrel Brewster, Don Colo, Abe Gibrón, Lou Groza, Ken Konz, Fred Morrison. **1957** — Darrel Brewster, Mike McCormack, Walt Michaels, Don Paul. **1958** — Jim Brown, Bob Gain, Lou Groza, Mike McCormack, Walt Michaels, Don Paul, Ray Renfro. **1959** — Jim Brown, Don Colo, Bob Gain, Lou Groza, Walt Michaels, Don Paul, Jim Ray Smith.

**1960** — Jim Brown, Bob Gain, Lou Groza, Art Hunter, Walt Michaels, Jim Ray Smith. **1961** — Jim Brown, Mike McCormack, Bobby Mitchell, Bernie Parrish, Milt Plum, Ray Renfro, Jim Ray Smith. **1962** — Jim Brown, Bob Gain, Mike McCormack, John Morrow, Milt Plum, Jim Ray Smith. **1963** — Jim Brown, Galen Fiss, Bob Gain, Bill Glass, Mike McCormack, Jim Ray Smith. **1964** — Jim Brown, Galen Fiss, Bill Glass, John Morrow, Bernie Parrish, Dick Schafrath. **1965** — Jim Brown, Bill Glass, Jim Houston, Dick Modzelewski, Frank Ryan, Dick Schafrath, Paul Warfield. **1966** — Jim Brown, Gary Collins, Gene Hickerson, Jim Houston, Frank Ryan, Dick Schafrath, Paul Wiggin, John Wooten. **1967** — Johnny Brewer, Gary Collins, Ernie Green, Gene Hickerson, Leroy Kelly, Frank Ryan, Dick Schafrath, John Wooten. **1968** — Bill Glass, Ernie Green, Gene Hickerson, Walter Johnson, Leroy Kelly, Milt Morin, Dick Schafrath, Paul Wiggin. **1969** — Erich Barnes, Gene Hickerson, Walter Johnson, Ernie Kellermann, Leroy Kelly, Milt Morin, Dick Schafrath, Paul Warfield.

**1970** — Jack Gregory, Gene Hickerson, Fred Hoaglin, Jim Houston, Walter Johnson, Leroy Kelly, Bill Nelsen, Paul Warfield. **1971** — Gene Hickerson, Jim Houston, Leroy Kelly. **1972** — Leroy Kelly, Milt Morin. **1973** — None. **1974** — Greg Pruitt, Clarence Scott, Jerry Sherk. **1975** — Greg Pruitt, Jerry Sherk. **1976** — Jerry Sherk. **1977** — Greg Pruitt, Jerry Sherk. **1978** — Greg Pruitt. **1979** — Thom Darden.

**1980** — Tom DeLeone, Mike Pruitt. **1981** — Joe DeLamielleure, Tom DeLeone, Doug Dieken, Mike Pruitt, Brian Sipe. **1982** — Ozzie Newsome. **1983** — Chip Banks. **1984** — Chip Banks. **1985** — Ozzie Newsome. **1986** — Chip Banks, Bob Golic, Kevin Mack, Clay Matthews, Ozzie Newsome. **1987** — Chip Banks, Hanford Dixon, Bob Golic, Frank Minnifield, Cody Risien. **1988** — Hanford Dixon, Bob Golic, Bernie Kosar, Kevin Mack, Clay Matthews, Gerald McNeil, Frank Minnifield, Cody Risien. **1989** — Hanford Dixon, Clay Matthews, Frank Minnifield.

**1990** — Mike Johnson, Clay Matthews, Frank Minnifield, Michael Dean Perry, Webster Slaughter. **1991** — Mike Johnson, Michael Dean Perry. **1992** — Michael Dean Perry. **1993** — None. **1994** — Eric Metcalf, Michael Dean Perry. **1995** — Rob Burnett, Leroy Hoard, Pepper Johnson, Eric Metcalf, Michael Dean Perry, Eric Turner. **1996** — None.

**2000** — None. **2001** — None. **2002** — Jamir Miller.

*(Year indicates the year in which Pro Bowl Game was played.)*



### A

Abdullah, Rahim (LB) Clemson.....	1999-2000
Abdul-Jabbar, Karim (RB) UCLA.....	1999
Abrams, Bobby (LB) Michigan.....	1992
Adamle, Tony (LB) Ohio State.....	1947-51, 1954
Adams, Chet (T) Ohio University.....	1946-48
Adams, Pete (G) Southern California.....	1974, 1976
Adams, Stefon (DB) Auburn.....	1990
Adams, Vashone (DB) Eastern Michigan.....	1995
Adams, Willis (WR) Houston.....	1979-1985
Aeilts, Rick (TE) Southeast Mississippi State.....	##1989
Agase, Alex (G) Illinois.....	1948-1951
Akins, Al (RB) Washington State.....	1946
Akins, Chris (DB) Arkansas Pine-Bluff.....	2001
Aldridge, Allen (DE) Prairie View.....	1974
Alexander, Derrick (WR) Michigan.....	1994-95
Alexander, Derrick (DL) Florida State.....	1999
Allamon, Kyle (TE) Texas Tech.....	##2000
Allen, Ermal (QB) Kentucky.....	1947
Allen, Greg (RB) Florida State.....	1985
Alzado, Lyle (DE) Yankton.....	1979-1981
Ambrose, Dick (LB) Virginia.....	1975-1983
Amstutz, Joe (C) Indiana.....	1957
Anderson, Herbie (DB) Texas A&I.....	##1992
Anderson, Preston (DB) Rice.....	1974
Anderson, Stuart (LB) Virginia.....	1984
Andrews, Billy (LB) Southeastern Louisiana.....	1967-1974
Arvie, Herman (OL) Grambling.....	1993-95
Askin, John (G) Notre Dame.....	*1987
Athas, Pete (DB) Tennessee.....	1975
Atkins, Doug (DE) Tennessee.....	1953-54

### B

Baab, Mike (C) Texas.....	1982-87, 1990-91
Babich, Bob (LB) Miami (Ohio).....	1973-78
Bahr, Matt (K) Penn State.....	1981-89
Baker, Al (DE) Colorado State.....	1987, 1989-1990
Baker, Sam (P-K) Oregon State.....	1960-61
Baker, Tony (RB) East Carolina.....	1986, 1988
Baldwin, Keith (DE) Texas A&M.....	1982-85
Baldwin, Randy (RB) Mississippi.....	#1991-94
Ball, Jerry (DT) Southern Methodist.....	1993, 1999
Bandison, Romeo (DL) Oregon.....	##1994-95
Banker, Ted (G) Southeast Mississippi State.....	1989
Banks, Carl (LB) Michigan State.....	1994-95
Banks, Chip (LB) Southern California.....	1982-86
Banks, Fred (WR) Liberty.....	1985
Banks, Robert (DE) Notre Dame.....	1989-1990
Barisich, Carl (DT) Princeton.....	1973-75
Barker, Roy (DE) North Carolina.....	1999
Barnes, Erich (DB) Purdue.....	1965-1971
Barnes, Rashidi (DB) Colorado.....	2000
Barnett, Harlon (S) Michigan State.....	1990-92

Barnett, Vincent (S) Arkansas State.....	*1987
Barney, Eppie (WR) Iowa State.....	1967-68
Bassett, Maurice (RB) Langston.....	1954-56
Bates, Michael (WR/KR) Arizona.....	1995
Battle, Jim (DE) Southern University.....	1966
Baugh, Tom (C) Southern Illinois.....	1989
Bavaro, Mark (TE) Notre Dame.....	1992
Beach, Walter (DB) Central Michigan.....	1963-66
Beamon, Autry (DB) East Texas State.....	1980-81
Beauford, Clayton (WR) Auburn.....	*1987
Bedell, Brad (OL) Colorado.....	2000-01
Bedosky, Mike (OL) Missouri.....	#1994
Belk, Rocky (WR) Miami.....	1983
Bell, Geno (DL) Arkansas.....	##1999
Bell, Shonn (TE) Virginia-Wise.....	##2001
Bell, Terry (WR) Indiana State.....	*1987
Bernstein, Alex (OL) Amherst.....	#1999
Benz, Larry (DB) Northwestern.....	1963-65
Berry, Latin (DB) Oregon.....	1991-92
Best, Greg (S) Kansas State.....	1984
Bettridge, Ed (LB) Bowling Green.....	1964
Beutler, Tom (LB) Toledo.....	1970
Biedermann, Leo (T) California.....	1978
Bishop, Harold (TE) Louisiana State.....	1995
Black, James (RB) Akron.....	1984
Blandin, Ernie (T) Tulane.....	1946-47
Blaylock, Anthony (DB) Winston-Salem.....	1988-1991
Bloch, Ray (T) Ohio University.....	#1981
Bobo, Orlando (G) Northeast Louisiana.....	1999
Boedeker, Bill (RB) No College.....	1947-49
Bolden, Leroy (RB) Michigan State.....	1958-59
Bolden, Rickey (T) Southern Methodist.....	1984-89
Bolton, Ron (DB) Norfolk State.....	1976-1982
Bolzan, Scott (T) Northern Illinois.....	#1985
Booth, Issac (DB) California.....	1994-95
Booty, Josh (QB) Louisiana State.....	2001
Borton, John (QB) Ohio State.....	1957
Bosley, Keith (OT) Eastern Kentucky.....	*1987
Bostic, Keith (DB) Michigan.....	1990
Boyer, Brant (LB) Arizona.....	2001
Bradley, Harold (G) Iowa.....	1954-56
Bradley, Henry (DT) Alcorn State.....	1979-1982
Brady, Donny (DB) Wisconsin.....	1995
Braggs, Stephen (DB) Texas.....	1987-1991
Brandon, David (LB) Memphis State.....	1991-93
Brannon, Robert (DE) Arkansas.....	*1987
Brazill, Larry (CB) Southern California.....	1982-85
Brennan, Brian (WR) Boston College.....	1984-1991
Brewer, Johnny (TE-LB) Mississippi.....	1961-67
Brewster, Darrel (WR) Purdue.....	1952-58
Briggs, Bob (DE) Heidelberg.....	1971-73
Briggs, Greg (S) Texas Southern.....	##1993
Brockman, Lonnie (LB) West Virginia.....	##1991

# HISTORY

## ALL-TIME ROSTER

Brohm, Jeff (QB) Louisville .....	#2000
Brooks, Clifford (DB) Tennessee State .....	1972-74
Brooks, James (RB) Auburn .....	1992
Brown, Bobby (WR) Notre Dame .....	2000, ##2001
Brown, Courtney (DE) Penn State .....	2000-01
Brown, Dean (DB) Fort Valley State .....	1969
Brown, Eddie (DB) Tennessee .....	1974-75
Brown, James (OL) Virginia State .....	2000
Brown, Jerome (DL) Mississippi State .....	##1993
Brown, Jim (RB) Syracuse .....	1957-1965
Brown, John (T) Syracuse .....	1962-66
Brown, John III (WR) Houston .....	##1992
Brown, Ken (RB) No College .....	1970-75
Brown, Lomas (T) Florida .....	1999
Brown, Orlando (T) South Carolina State .....	1994-95, 1999
Brown, Preston (KR) Vanderbilt .....	1984
Brown, Richard (LB) San Diego State .....	1991-92
Brown, Stan (WR) Purdue .....	1971
Brown, Terry (DB) Oklahoma State .....	1976
Brown, Thomas (DE) Baylor .....	1981, 1983
Buben, Mark (DT) Tufts .....	1982
Buchanan, Charles (DE) Tennessee State .....	1988
Buczowski, Bob (DL) Pittsburgh .....	1990
Buddenberg, John (OL) Akron .....	##1989
Buehler, George (G) Stanford .....	1978-79
Bumgardner, Rex (RB) West Virginia .....	1950-52
Bundra, Mike (DT) Southern California .....	1964
Bundren, Jim (C) Clemson .....	1999-2000
Burnett, Chester (LB) Arizona .....	2000
Burnett, Rob (DE) Syracuse .....	1990-95
Burrell, Clinton (DB) Louisiana State .....	1979-1984
Burton, Leonard (OL) South Carolina .....	##1991
Bush, Devin (DB) Florida State .....	2001
Butler, Dave (LB) Notre Dame .....	*1987
Butler, Ray (WR) Southern California .....	##1989
Byner, Earnest (RB) East Carolina .....	1984-88, 1994-95
<b>C</b>	
Caldwell, Mike (LB) Middle Tennessee State .....	1993-95
Caleb, Jamie (RB) Grambling .....	1960, 1965
Camp, Reggie (DE) California .....	1983-87
Campbell, Mark (TE) Michigan .....	1999-2000
Campbell, Milt (RB) Indiana .....	1957
Capers, James (LB) Central Michigan .....	*1987
Carollo, Joe (T) Notre Dame .....	1972-73
Carpenter, Chad (WR) Washington State .....	##1999
Carpenter, Ken (RB) Oregon State .....	1950-53
Carpenter, Lew (RB) Arkansas .....	1957-58
Carpenter, Preston (RB) Arkansas .....	1956-59
Carraway, Stanley (WR) West Texas State .....	*1987
Carreker, Vince (DB) Cincinnati .....	*1987
Carrier, Mark (WR) Nicholls State .....	1993-94
Carter, Alex (DE) Tennessee State .....	*1987
Carter, Dyshod (DB) Kansas State .....	2001
Carver, Dale (LB) Georgia .....	1983
Cassady, Howard (RB) Ohio State .....	1962
Catlin, Tom (LB) Oklahoma .....	1953-54, 1957-58
Caylor, Lowell (DB) Miami (Ohio) .....	1964
Chanoine, Roger (OL) Temple .....	1999-2001
Chapman, Lamar (DB) Kansas State .....	2000-01
Charlton, Clifford (LB) Florida .....	1988-89
Cherokee, George (G) Ohio State .....	1946
Childress, Freddie (T) Arkansas .....	1992
Chiaverini, Darrin (WR) Colorado .....	1999-2000
Christensen, Jeff (QB) Eastern Illinois .....	*1987
Clancy, Sam (DE) Pittsburgh .....	1985-88
Clark, Monte (T) Southern California .....	1963-69
Clarke, Frank (WR) Colorado .....	1957-59
Clarke, Leon (WR) Southern California .....	1960-62
Claybrooks, DeVone (DL) East Carolina .....	2001
Claybrooks, Felipe (DL) Georgia Tech .....	2001
Clayborn, Raymond (CB) Texas .....	1990-91
Cline, Ollie (RB) Ohio State .....	1948
Cockroft, Don (K-P) Adams State .....	1968-1980
Cole, Emerson (RB) Toledo .....	1950-52
Colella, Tom (P-DB) Canisius .....	1946-48
Coleman, Greg (P) Florida A&M .....	1977
Colinet, Stalin (DL) Boston College .....	1999-2001
Collins, Gary (WR-P) Maryland .....	1962-1971
Collins, Larry (RB) Texas A&I .....	1978
Collins, Ryan (TE) St. Thomas .....	##1999
Collins, Shawn (WR) Northern Arizona .....	1992
Colman, Doug (LB) Nebraska .....	2000
Colo, Don (T) Brown .....	1953-58
Conjar, Larry (RB) Notre Dame .....	1967
Connolly, Ted (G) Tulsa .....	1963
Conover, Frank (DL) Syracuse .....	1991
Contz, Bill (T) Penn State .....	1983-86
Cooks, Johnnie (LB) Mississippi State .....	1991
Cooper, Deke (DB) Notre Dame .....	##2001
Cooper, Scott (DE) Kearney State .....	*1987
Copeland, Jim (G) Virginia .....	1967-1974
Coppage, Alton (DE) Oklahoma .....	1946
Cornell, Bo (RB) Washington .....	1971-72
Costello, Vince (LB) Ohio University .....	1957-1966
Cotton, Fest (DT) Dayton .....	1972
Cotton, Marcus (LB) Southern California .....	1990
Couch, Tim (QB) Kentucky .....	1999-2001
Cousineau, Tom (LB) Ohio State .....	1982-85
Cowan, Bob (RB) Indiana .....	1947-48
Cowher, Bill (LB) North Carolina State .....	1980-82
Cox, Arthur (TE) Texas South .....	1991
Cox, Steve (P-K) Arkansas .....	1981-84
Craig, Neal (DB) Fisk .....	1975-76
Craig, Reggie (WR) Arkansas .....	1977
Craven, Bill (DB) Harvard .....	1976

Crawford, Mike (RB) Arizona State.....\*1987  
 Crawford, Tim (LB) Texas Tech .....\*1987  
 Crespino, Bob (WR) Mississippi.....1961-63  
 Crews, Ron (DE) Nevada-Las Vegas .....1980  
 Crosby, Cleveland (DE) Arizona .....#1980  
 Cureton, Will (QB) East Texas State .....1975  
 Cvercko, Andy (G) Northwestern.....1963

### D

Dahl, Bob (OL) Notre Dame .....1992-95  
 Daniell, Jim (C) Ohio State.....1946  
 Danielson, Gary (QB) Purdue.....1985, 1987-88  
 Darden, Thom (DB) Michigan .....1972-74, 1976-1981  
 Dark, Steve (TE) Middle Tennessee State.....##1993  
 Darrow, Barry (T) Montana .....1974-78  
 Davis, Ben (DB) Defiance .....1967-68, 1970-73  
 Davis, Bruce (WR) Baylor.....1984  
 Davis, Dick (RB) Nebraska .....1969  
 Davis, Gary (RB) Cal Poly-SLO .....#1981  
 Davis, Johnny (RB) Alabama .....1982-86, \*1987  
 Davis, Michael (CB) Cincinnati .....1995  
 Davis, Oliver (DB) Tennessee State .....1977-1980  
 Davis, Willie (DE) Grambling.....1958-59  
 Davis, Zola (WR) South Carolina .....1999  
 Dawson, Doug (G) Texas .....1994  
 Dawson, JaJuan (WR) Tulane .....2000-01  
 Dawson, Len (QB) Purdue .....1960-61  
 Dawson, Phil (K) Texas .....1999-2001  
 Dearth, James (TE) Tarleton State .....1999  
 DeLamielleure, Joe (G) Michigan State .....1980-84  
 DeLeone, Tom (C) Ohio State.....1974-1984  
 DeLeone, Tony (P) Kent State.....\*1987  
 Dellerba, Spiro (RB) Ohio State .....1947  
 DeMarco, Bob (C) Dayton.....1972-74  
 Demarie, John (G-T) Louisiana State .....1967-1975  
 Denman, Anthony (LB) Notre Dame .....2001  
 Dennis, Al (G) Grambling .....1976-77  
 Dennison, Doug (RB) Kutztown State.....1979  
 Denton, Bob (DT) College of Pacific .....1960  
 Deschaine, Dick (DE) No College.....1958  
 Detmer, Ty (QB) Brigham Young.....1999  
 Devries, Jed (OL) Utah State.....##1994, 1995  
 Devrow, Billy (DB) Southern Mississippi .....1967  
 Dewar, Jim (RB) Indiana .....1947  
 Dickey, Curtis (RB) Texas A&M.....1985-86  
 Dieken, Doug (T) Illinois .....1971-1984  
 Dimler, Rich (DT) Southern California .....1979  
 Dixon, Gerald (LB) South Carolina .....1993-95  
 Dixon, Hanford (CB) Southern Mississippi .....1981-89  
 Donaldson, Gene (G) Kentucky .....1953  
 Douglas, Derrick (RB) Louisiana Tech .....1991  
 Dressel, Chris (TE) Stanford .....#1988  
 Driver, Stacey (RB) Clemson .....\*1987

Dudley, Brian (S) Bethune Cookman .....\*1987  
 Dudley, Rickey (TE) Ohio State .....2001  
 Duff, Bill (DL) Tennessee.....1999  
 Dumont, Jim (LB) Rutgers.....1984  
 Dunbar, Jubilee (WR) Southern .....1974  
 Duncan, Brian (RB) Southern Methodist.....1976-77  
 Duncan, Ron (TE) Wittenberg.....1967  
 Dunn, Damon (WR) Stanford .....1999-2000  
 Dunn, David (WR) Fresno State .....1999  
 Dyra, Jeff (DL) Northwestern .....##2000

### E

East, Ron (DE) Montana State.....1975  
 Eaton, Chad (DL) Washington State .....#1995  
 Echols, Donnie (TE) Oklahoma State.....\*1987  
 Edwards, Earl (DT) Wichita State .....1976-78  
 Edwards, Marc (FB) Notre Dame.....1999-2000  
 Eitzmann, Chris (TE) Harvard.....##2001  
 Elkins, Mike (QB) Wake Forest .....#1991  
 Ellis, Ken (DB) Southern .....1977  
 Ellis, Ray (S) Ohio State.....1986-87  
 Ellsworth, Percy (DB) Virginia.....2000-01  
 Engel, Steve (RB) Colorado.....1970  
 Estes, Steve (OL) Colgate.....##2000  
 Ethridge, Ray (WR) Pasadena City.....#1995  
 Evans, Fred (RB) Notre Dame .....1946  
 Evans, Johnny (QB-P) North Carolina State .....1978-1980  
 Everett, Major (RB) Mississippi College.....1986, \*1987  
 Everitt, Steve (C) Michigan .....1993-95

### F

Fair, Carl (RB) Alabama-Birmingham .....2001  
 Fairchild, Greg (G) Tulsa .....1978  
 Farren, Paul (T) Boston University .....1983-1991  
 Feacher, Ricky (WR) Mississippi Valley.....1976-1984  
 Fekete, Gene (RB) Ohio State .....1946  
 Ferguson, Charley (DE) Tennessee A&I.....1961  
 Ferguson, Vagas (RB) Notre Dame.....1983  
 Ferrell, Kerry (WR) Syracuse .....##1993  
 Fichtner, Ross (DB) Purdue .....1960-67  
 Figaro, Cedric (LB) Notre Dame.....1991-92  
 Fike, Dan (G) Florida .....1985-1992  
 Fiss, Galen (LB) Kansas .....1956-1966  
 Fleming, Don (DB) Florida .....1960-62  
 Flick, Tom (QB) Washington .....1984  
 Flint, Judson (DB) Memphis State .....1980-82  
 Florence, Anthony (DB) Bethune Cookman.....1991  
 Floyd, Chris (FB) Michigan .....2000  
 Foggie, Fred (DB) Minnesota.....1992  
 Fontenot, Herman (RB) Louisiana State .....1985-88  
 Footman, Dan (DE) Florida State.....1993-95  
 Forbes, Marlon (S) Penn State.....1999  
 Ford, Henry (RB) Pittsburgh .....1955

# HISTORY

## ALL-TIME ROSTER

Ford, Len (DE) Michigan.....	1950-57
Forester, Herschel (G) Southern Methodist.....	1954-57
Fortune, Elliott (DL) Georgia Tech.....	#1995
Francis, Jeff (QB) Tennessee.....	1990, #1992
Franco, Brian (K) Penn State.....	* 1987
Franklin, Bobby (DB) Mississippi.....	1960-66
Franks, Elvis (DE) Morgan State.....	1980-84
Franz, Todd (DB) Tulsa.....	2000
Frederick, Andy (T) New Mexico.....	1982
Frederick, Mike (DE) Virginia.....	1995
Freeman, Bob (QB) Auburn.....	1957-58
Frost, Scott (DB) Nebraska.....	2001
Fuller, Corey (DB) Florida State.....	1999-2001
Fullwood, Brent (RB) Auburn.....	1990
Fulton, Dan (WR) Nebraska-Omaha.....	1981-82
Furman, John (QB) Texas-El Paso.....	1962

### G

Gain, Bob (DT) Kentucky.....	1952, 1954-1964
Gainer, Derrick (RB) Florida A&M.....	##1989, 1990
Galbraith, Scott (TE) UCLA.....	1990-92
Garcia, Jim (DE) Purdue.....	1965
Gardocki, Chris (P) Clemson.....	1999-2001
Garlington, John (LB) Louisiana State.....	1968-1977
Gartner, Chris (K) Indiana.....	1974
Gash, Thane (S) East Tennessee State.....	1988-1990
Gatski, Frank (C) Marshall.....	1946-1956
Gaudio, Bob (G) Ohio State.....	1947-49, 1951
Gault, Don (QB) Hofstra.....	1970
Gault, Prentice (RB) Oklahoma.....	1960
Gay, Benjamin (RB) Garden City C.C.....	2001
George, Tim (WR) Carson-Newman.....	1974
German, Jammi (WR) Miami (Fla.).....	2001
Gibron, Abe (G) Purdue.....	1950-56
Gibson, Damon (WR) Iowa.....	1999
Gibson, Tom (DE) Northern Arizona.....	1989-1990
Gillom, Horace (P-WR) Nevada.....	1947-56
Gilmore, Corey (RB) San Diego State.....	* 1987
Glass, Bill (DE) Baylor.....	1962-68
Glass, Chip (TE) Florida State.....	1969-73
Goad, Tim (DT) North Carolina.....	1995
Goebel, Brad (QB) Baylor.....	1992-94
Goins, Robert (S) Grambling.....	* 1987
Golic, Bob (DT) Notre Dame.....	1982-88
Goode, Don (LB) Kansas.....	1980-81
Goosby, Tom (LB) Baldwin Wallace.....	1963
Gorgal, Ken (DB) Purdue.....	1950, 1953-54
Goss, Don (DT) Southern Methodist.....	1956
Gossett, Jeff (P) Eastern Illinois.....	1983, 1985-87
Graf, Dave (LB) Penn State.....	1975-79
Graham, Jeff (QB) Long Beach State.....	##1989
Graham, Otto (QB) Northwestern.....	1946-1955
Grant, Wes (DE) UCLA.....	1972

Graybill, Mike (OL) Boston University.....	1989
Grayson, David (LB) Fresno State.....	* 1987-1990
Graziani, Tony (QB) Oregon.....	#2000
Green, Boyce (RB) Carson-Newman.....	1983-85
Green, David (RB) Edinboro State.....	1982
Green, Ernie (RB) Louisville.....	1962-68
Green, Ron (WR) North Dakota.....	1967-68
Green, Van (DB) Shaw.....	1973-76
Greenwood, Don (RB) Illinois.....	1946-47
Greer, Terry (WR) Alabama State.....	1986
Gregory, Jack (DE) Delta State.....	1967-71, 1979
Griffin, Don (CB) Middle Tennessee State.....	1994-95
Grigg, Forrest (DT) Tulsa.....	1948-1951
Griggs, Anthony (LB) Ohio State.....	1986-88
Gross, Al (S) Arizona.....	1983-87
Groves, George (G) Marquette.....	1946
Groza, Lou (T-K) Ohio State.....	1946-59, 1961-67
Gruber, Bob (OT) Pittsburgh.....	1986
Guilbeau, Rusty (LB) McNeese State.....	1987

### H

Hairston, Carl (DE) Maryland-East Shore.....	1984-89
Hairston, Stacey (DB) Ohio Northern.....	1993-94
Haley, Darryl (DT) Utah.....	* 1987-88
Hall, Charlie (LB) Houston.....	1971-1980
Hall, Dana (S) Washington.....	1995
Hall, Dino (KR-RB) Glassboro State.....	1979-1983
Haller, Alan (DB) Michigan State.....	1992
Hamilton, Michael (LB) North Carolina A&T.....	2000
Ham, Derrick (DL) Miami (Fla.).....	2001
Hannemann, Cliff (LB) Fresno State.....	* 1987
Hanulak, Chet (RB) Maryland.....	1954, 1957
Hansen, Brian (P) Sioux Falls.....	1991-93
Harper, Mark (CB) Alcorn State.....	1986-1990
Harraway, Charley (RB) San Jose State.....	1966-68
Harrington, John (DE) Marquette.....	1946
Harris, Duriel (WR) New Mexico State.....	1984
Harris, Jon (DE) Virginia.....	#1999
Harris, Marshall (DE) Texas Christian.....	1980-82
Harris, Odie (DB) Sam Houston State.....	1991-92
Hartley, Frank (TE) Illinois.....	1994-95
Harvey, Frank (FB) Georgia.....	##1994
Haynes, Hayward (OL) Florida State.....	##1991
Hawkins, Ben (WR) Arizona State.....	1974
Helluin, Jerry (DT) Tulane.....	1952-53
Henry, Anthony (DB) South Florida.....	2001
Herring, Hal (LB) Auburn.....	1950-52
Hickerson, Gene (G) Mississippi.....	1958-60, 1962-1973
Hilgenberg, Jay (C) Iowa.....	1992
Hill, Calvin (RB) Yale.....	1978-1981
Hill, Jim (DB) Texas A&I.....	1975
Hill, Madre (RB) Arkansas.....	1999
Hill, Travis (LB) Nebraska.....	1994-95

Hill, Will (S) Bishop College .....	1988	Jaeger, Jeff (K) Washington .....	1987
Hilliard, Randy (CB) Louisiana State .....	1990-93	Jagade, Harry (RB) Indiana .....	1951-53
Hoaglin, Fred (C) Pittsburgh .....	1966-1972	James, Lynn (WR) Arizona State .....	1991
Hoard, Leroy (RB) Michigan .....	1990-95	James, Nathaniel (DB) Florida A&M .....	1968
Hoggard, D.D. (CB) North Carolina State .....	1985-87	James, Tommy (DB) Ohio State .....	1948-1955
Holcomb, Kelly (QB) Middle Tennessee State .....	2001	Jefferson, Ben (T) Maryland .....	##1989, 1990
Holden, Steve (WR) Arizona State .....	1973-76	Jefferson, John (WR) Arizona State .....	1985
Holland, Darius (DT) Colorado .....	1999-2000	Jenkins, Al (G) Tulsa .....	1969-1970
Holland, Jamie (WR) Ohio State .....	1992	Jennings, Brandon (DB) Texas A&M .....	#2001
Holloway, Glen (G) North Texas State .....	1974	Johnson, Bill (DL) Michigan State .....	1992-94
Holohan, Pete (TE) Notre Dame .....	1992	Johnson, Eddie (LB) Louisville .....	1981-1990
Holt, Harry (TE) Arizona .....	1983-86	Johnson, Kevin (WR) Syracuse .....	1999-2001
Hooker, Fair (WR) Arizona State .....	1969-1974	Johnson, Lawrence (DB) Wisconsin .....	1979-1984
Hoover, Houston (G) Jackson State .....	1993	Johnson, Lee (P) Brigham Young .....	1987-88
Hopkins, Thomas (T) Alabama A&M .....	1983	Johnson, Mark (LB) Missouri .....	1977
Horn, Alvin (DB) Nevada-Las Vegas .....	*1987	Johnson, Mike (LB) Virginia Tech .....	1986-1993
Horn, Don (QB) San Diego State .....	1973	Johnson, Mitch (T) UCLA .....	1971
Horvath, Les (RB) Ohio State .....	1949	Johnson, Pepper (LB) Ohio State .....	1993-95
Houston, Jim (DE-LB) Ohio State .....	1960-1972	Johnson, Ron (RB) Michigan .....	1969
Houston, Lin (G) Ohio State .....	1946-1953	Johnson, Tre' (OL) Temple .....	2001
Howard, Sherman (RB) Nevada .....	1952-53	Johnson, Walter (DT) California State (Los Angeles) ..	1965-76
Howell, Mike (DB) Grambling .....	1965-1972	Joines, Vernon (WR) Maryland .....	1989-1990
Howton, Bill (WR) Rice .....	1959	Jones, Bobby (WR) No College .....	1983
Humble, Weldon (LB) Rice .....	1947-1950	Jones, Dave (WR) Kansas State .....	1969-1971
Hunt, Bob (RB) Heidelberg .....	1974	Jones, Dub (WR) Tulane .....	1948-1955
Hunter, Art (C) Notre Dame .....	1956-59	Jones, Edgar (RB) Pittsburgh .....	1946-49
Hunter, Earnest (RB) Southeast Oklahoma State .....	1995	Jones, George (RB) San Diego State .....	1999
Hutchinson, Tom (WR) Kentucky .....	1963-65	Jones, Homer (WR) Texas Southern .....	1970
Hutchinson, Chuck (G) Ohio State .....	1973-75	Jones, James (DL) Northern Iowa .....	1991-94
Huther, Bruce (LB) New Hampshire .....	1981	Jones, Jock (LB) Virginia Tech .....	1990-91
Hyder, Gaylon (OL) Texas Christian .....	2001	Jones, Joe (DE) Tennessee State ..1970-71, 1973, 1975-78	
Hynoski, Henry (RB) Temple .....	1975	Jones, Keith (RB) Nebraska .....	1989
<hr/>			
Ilgenfritz, Mark (DE) Vanderbilt .....	1974	Jones, Kirk (RB) Nevada-Las Vegas .....	*1987
Ingram, Darryl (TE) California .....	1991	Jones, Lenoy (LB) Texas Christian .....	1999-2001
Irons, Gerald (LB) Maryland-East Shore .....	1976-79	Jones, Marlon (DE) Central State .....	1987-89
Isaia, Sale (OL) UCLA .....	#1995	Jones, Reginald (CB) Memphis State .....	#1994
Isbell, Joe Bob (G) Houston .....	1966	Jones, Ricky (LB) Tuskegee .....	1977-1979
<hr/>			
<b>J</b>			
Jackson, Alfred (DB) San Diego State .....	1991-92	Jones, Ricky (WR) Alabama State .....	##1992
Jackson, Bill (S) North Carolina .....	1982	Jones, Selwyn (DB) Colorado State .....	1993, #1994
Jackson, Enis (CB) Memphis State .....	*1987	Jones, Tony (OT) Western Carolina .....	1988-1995
Jackson, James (RB) Miami (Fla.) .....	2001	Jordan, Henry (DT) Virginia .....	1957-58
Jackson, Lenzie (WR) Arizona State .....	2000	Jordan, Homer (QB) Clemson .....	*1987
Jackson, Michael (WR) Southern Mississippi .....	1991-95	Junkin, Mike (LB) Duke .....	1987-88
Jackson, Raymond (DB) Colorado State .....	1999-2001	Jurkovic, John (DT) Eastern Illinois .....	1999
Jackson, Rich (DE) Southern .....	1972	<hr/>	
Jackson, Robert E. (G) Duke .....	1975-1985	<b>K</b>	
Jackson, Robert L. (LB) Texas A&M .....	1978-1981	Kafentzis, Mark (S) Hawaii .....	1982
Jacobs, Dave (K) Syracuse .....	1981	Kanicki, Jim (DT) Michigan State .....	1963-69
Jacobs, Tim (CB) Delaware .....	1993-95	Kapler, Alex (G) Northwestern .....	1946-47
		Katolin, Mike (C) San Jose State .....	*1987
		Kauric, Jerry (K) Kennedy Collegiate .....	1990
		Kellermann, Ernie (DB) Miami (Ohio) .....	1966-1971
		Kelley, Chris (TE) Akron .....	*1987

# HISTORY

## ALL-TIME ROSTER

Kelly, Leroy (RB) Morgan State.....1964-1973  
 Kemp, Perry (WR) California (Pa.).....\*1987  
 Killian, P.J. (LB) Virginia.....##1994  
 Killings, Cedric (DT) Carson-Newman.....#2001  
 Kinard, Billy (DB) Mississippi.....1956  
 Kinchen, Brian (TE) Louisiana State.....1991-95  
 King, Andre (WR) Miami (Fla.).....2001  
 King, Don (T) Kentucky.....1954  
 King, Ed (OL) Auburn.....1991-93  
 King, Joe (DB) Oklahoma State.....1991  
 Kingrea, Rick (LB) Tulane.....1971-72  
 Kirby, Terry (RB) Virginia.....1999  
 Kirk, Randy (LB) San Diego State.....1991  
 Kissell, John (T) Boston College.....1950-52, 1954-56  
 Kmet, Frank (NT) Purdue.....##1992  
 Kolesar, Bob (G) Michigan.....1946  
 Konz, Ken (DB) Louisiana State.....1953-59  
 Kosar, Bernie (QB) Miami (Fla.).....1985-1993  
 Kosikowski, Frank (WR) Notre Dame.....1948  
 Kovaleski, Mike (LB) Notre Dame.....\*1987  
 Kramer, Kyle (S) Bowling Green.....1989  
 Kreitling, Rich (WR) Illinois.....1959-1963  
 Krerowicz, Mark (G) Ohio State.....#1985  
 Kuechenberg, Rudy (LB) Indiana.....1970  
 Kuehl, Ryan (DT) Virginia.....1999-2001  
 Kyle, Jason (LB) Arizona State.....1999

**L**  
 Lahr, Warren (DB) Western Reserve.....1948-1959  
 LaMontagne, Noel (OL) Virginia.....2000  
 Landry, George (RB) Lamar.....\*1987  
 Lane, Gary (QB) Missouri.....1966-67  
 Langham, Antonio (CB) Alabama.....1994-95, 1999  
 Langhorne, Reggie (WR) Elizabeth City State.....1985-91  
 Lauter, Steve (S) San Diego State.....\*1987  
 Lavelli, Dante (WR) Ohio State.....1946-1956  
 Lee, Barry (C) Grambling.....\*1987  
 Lee, Marcus (RB) Syracuse.....1994  
 Lefear, Billy (WR) Henderson State.....1972-75  
 Leigh, Charles (RB) No College.....1968-69  
 Leomiti, Carlson (OL) San Diego State.....##1994  
 LeVeck, Jack (LB) Ohio University.....1975  
 Lewis, Cliff (QB) Duke.....1946-1951  
 Lewis, Darryl (TE) Texas-Arlington.....1984  
 Lewis, Leo (PR) Missouri.....1990  
 Lewis, Stan (DE) Wayne State (Neb.).....1975  
 Lilja, George (G-T) Michigan.....1984-86  
 Linden, Errol (T) Houston.....1961  
 Lindsay, Everett (OL) Mississippi.....2000  
 Lindsey, Dale (LB) Western Kentucky.....1965-1972  
 Lingenefer, Bob (T) Nebraska.....1977  
 Lingmerth, Goran (K) Northern Arizona.....\*1987  
 Little, Earl (DB) Miami (Fla.).....1999-2001

Lloyd, Dave (LB) Georgia.....1959-1961  
 Logan, Dave (WR) Colorado.....1976-1983  
 Logan, Ernie (DL) East Carolina.....1991-93  
 London, Tom (DB) North Carolina State.....1978  
 Long, Mel (LB) Toledo.....1972-74  
 Loomis, Ace (RB) LaCrosse State.....1952  
 Lucci, Mike (LB) Tennessee.....1962-64  
 Luck, Terry (QB) Nebraska.....1977  
 Luneberg, Chris (OL) West Chester.....##1993  
 Lund, Bill (RB) Case Tech.....1946-47  
 Lyle, Rick (DE) Missouri.....1994, #1995  
 Lyons, Damion (DB) UCLA.....##1994  
 Lyons, Robert (S) Akron.....1989

### M

Maceau, Mel (C) Marquette.....1946-48  
 Macerelli, John (G) St. Vincent.....1956  
 Mack, Kevin (RB) Clemson.....1985-1993  
 Majors, Bobby (DB) Tennessee.....1972  
 Malbrough, Anthony (DB) Texas Tech.....2000  
 Malone, Ralph (DE) Georgia Tech.....1986  
 Manoa, Tim (FB) Penn State.....1987-89  
 Marangi, Gary (QB) Boston College.....#1977  
 Marshall, Dave (LB) Eastern Michigan.....1984  
 Marshall, Jim (DE) Ohio State.....1960  
 Martin, Jamie (QB) Weber State.....#1999  
 Martin, Jim (DT) Notre Dame.....1950  
 Mason, Larry (RB) Troy State.....\*1987  
 Massey, Carlton (DE) Texas.....1954-56  
 Matheson, Bob (LB) Duke.....1967-1970  
 Matthews, Clay (LB) Southern California.....1978-1993  
 Mayne, Lewis (RB) Texas.....1947  
 Mays, Dave (QB) Texas Southern.....1976-77  
 McCade, Mike (WR) Nevada-Las Vegas.....\*1987  
 McCardell, Keenan (WR) Nevada-Las Vegas.....1992-95  
 McClung, Willie (DT) Florida A&M.....1958-59  
 McCollum, Andy (OL) Toledo.....##1994  
 McCormack, Hurvin (DL) Indiana.....1999  
 McCormack, Mike (T) Kansas.....1954-1962  
 McCusker, Jim (DE) Ohio State.....1963  
 McCutcheon, Daylon (CB) Southern California..1999-2001  
 McDonald, Paul (QB) Southern California.....1980-85  
 McDonald, Tommy (WR) Oklahoma.....1968  
 McGonnigal, Bruce (TE) Virginia.....1991  
 McKay, Bob (T) Texas.....1970-75  
 McKenzie, Keith (DE) Ball State.....2000-01  
 McKenzie, Rich (DE) Penn State.....1995  
 McKinley, Alvin (DL) Mississippi State.....2001  
 McKinney, Jeremy (T) Iowa.....#1999, 2001  
 McKinnis, Hugh (RB) Arizona State.....1973-75  
 McLemore, Tom (TE) Southern.....1993-94  
 McMahan, Jim (QB) Brigham Young.....#1995  
 McMillan, Erik (S) Missouri.....1993

McNeil, Clifton (WR) Grambling.....1964-67  
 McNeil, Gerald (WR/KR) Baylor.....1986-89  
 McNeil, Ryan (CB) Miami (Fla.).....1999  
 McTyer, Tim (S) Brigham Young.....1999  
 Mummelaar, Dale (G) Wyoming.....1964-65  
 Mercier, Richard (OL) Miami (Fla.).....2001  
 Metcalf, Eric (RB) Texas.....1989-1994  
 Meylan, Wayne (LB) Nebraska.....1968-69  
 Michaels, Walt (LB) Washington & Lee.....1952-61  
 Middleton, Ron (TE) Auburn.....1989  
 Miller, Arnold (DL) Louisiana State.....1999-2000  
 Miller, Cleo (RB) Arkansas AM&N.....1975-1982  
 Miller, Jamir (LB) UCLA.....1999-2001  
 Miller, Mark (QB) Bowling Green.....1978-79  
 Miller, Matt (T) Colorado.....1979-82  
 Miller, Nick (LB) Arkansas.....1987  
 Miller, Willie (WR) Colorado State.....1975-76  
 Milstead, Rod (G) Delaware State.....#1993  
 Minniear, Randy (RB) Purdue.....1970  
 Minnifield, Frank (CB) Louisville.....1984-1992  
 Minter, Barry (LB) Tulsa.....2001  
 Mitchell, Alvin (DB) Morgan State.....1968-69  
 Mitchell, Bobby (RB) Illinois.....1958-1961  
 Mitchell, Mack (DE) Houston.....1975-78  
 Modzelewski, Dick (DT) Maryland.....1964-66  
 Modzelewski, Ed (RB) Maryland.....1955-59  
 Mohring, John (LB) C.W. Post.....1980  
 Monroe, Rod (TE) Cincinnati.....##2000, 2001  
 Montgomery, Cleo (KR) Abilene Christian.....1981  
 Moog, Aaron (DE) Nevada-Las Vegas.....\*1987  
 Moore, Eric (OL) Indiana.....1995  
 Moore, Marty (LB) Kentucky.....2000  
 Moore, Stevon (DB) Mississippi.....1992-95  
 Moriarty, Pat (RB) Georgia Tech.....1979  
 Moreland, Earthwind (DB) Georgia Southern.....2001  
 Moreland, Jake (TE) Western Michigan.....2001  
 Morgan, Quincy (WR) Kansas State.....2001  
 Morin, Milt (TE) Massachusetts.....1966-1975  
 Morris, Chris (T) Indiana.....1972-73  
 Morris, Joe (RB) Syracuse.....1991  
 Morris, Mike (C) Northeast Mississippi State.....1990  
 Morrison, Fred (RB) Ohio State.....1954-56  
 Morrison, Reece (RB) Southwest Texas State...1968-1972  
 Morrow, Alvin (TE) None.....#2001  
 Morrow, John (C) Michigan.....1960-66  
 Morze, Frank (C) Boston College.....1962-63  
 Moseley, Mark (K) Stephen F. Austin.....1986  
 Moselle, Dom (RB) Superior (Wisconsin) State College.1950  
 Mostardi, Richard (DB) Kent State.....1960  
 Motley, Marion (RB) Nevada.....1946-1953  
 Murphy, Fred (WR) Georgia Tech.....1960  
 Mustafa, Isaiah (WR) Arizona State.....##1999  
 Mustafaa, Najee (CB) Georgia Tech.....1993

Myles, Toby (OL) Jackson State.....2001  
 Myslinski, Tom (OL) Tennessee.....##1992

### N

Nagler, Gern (WR) Santa Clara.....1960-61  
 Nave, Stevan (LB) Kansas.....\*1987  
 Nelsen, Bill (QB) Southern California.....1968-1972  
 Neujahr, Quentin (OL) Kansas State.....#1995  
 Newman, Patrick (WR) San Diego State.....1994  
 Newsome, Ozzie (TE) Alabama.....1978-1990  
 Newsome, Vince (DB) Washington.....1991-92  
 Nicolas, Scott (LB) Miami.....1982-86  
 Ninowski, Jim (QB) Michigan State.....1958-59, 1962-66  
 Noll, Chuck (G-LB) Dayton.....1953-59  
 Northcutt, Dennis (WR) Arizona.....2000-01  
 Nugent, Terry (QB) Colorado State.....#1984  
 Nutting, Ed (DT) Georgia Tech.....1961

### O

O'Brien, Francis (T) Michigan State.....1959  
 O'Connell, Tom (QB) Illinois.....1956-57  
 O'Connor, Bill (DE) Notre Dame.....1949  
 O'Connor, Drew (WR) Maine.....##2000  
 O'Hara, Shaun (OL) Rutgers.....2000-01  
 Oben, Roman (OT) Louisville.....2000-01  
 Oden, McDonald (TE) Tennessee State.....1980-82  
 Odom, Clifton (LB) Texas-Arlington.....1980  
 Ogle, Kendall (LB) Maryland.....1999  
 Oliphant, Mike (RB) Puget Sound.....1989-1991  
 Oliver, Bob (DE) Abilene Christian.....1969  
 Oristaglio, Bob (DE) Pennsylvania.....1951  
 Owens, Kerry (LB) Arkansas.....##1989

### P

Pagel, Mike (QB) Arizona State.....1986-1990  
 Palelei, Lonnie (OL) Nevada-Las Vegas.....#1995  
 Palmer, Derrell (DT) Texas Christian.....1949-1953  
 Palmer, Randy (TE) Texas A&M (Kingsville).....1999  
 Palumbo, Sam (LB) Notre Dame.....1955-56  
 Parilli, Vito (QB) Kentucky.....1956  
 Parker, Frank (DT) Oklahoma State.....1962-64, 1966-67  
 Parker, Jerry (LB) Central State.....\*1987  
 Parris, Gary (TE) Florida State.....1975-78  
 Parrish, Bernie (DB) Florida.....1959-1966  
 Parseghian, Ara (RB) Miami (Ohio).....1948-49  
 Patten, David (WR) Western Carolina.....2000  
 Patten, Joel (T) Duke.....1980  
 Paul, Don (DB) Washington State.....1954-58  
 Payton, Eddie (KR) Jackson State.....1977  
 Pederson, Doug (QB) Northeast Louisiana.....2000  
 Peebles, Danny (WR) North Carolina State.....1991  
 Pena, Bob (G) Massachusetts.....1972  
 Perini, Pete (RB) Ohio State.....1955

# HISTORY

## ALL-TIME ROSTER

Perry, Michael Dean (DE) Clemson.....	1988-1994
Perry, Rod (CB) Colorado.....	1983-84
Peters, Floyd (DT) San Francisco State.....	1959-1962
Peters, Tony (DB) Oklahoma.....	1975-78
Petersen, Ted (T) Eastern Illinois.....	1984
Petitbon, John (DB) Notre Dame.....	1955-56
Phelps, Don (RB) Kentucky.....	1950-51
Phenix, Perry (DB) Southern Mississippi.....	#2001
Philcox, Todd (QB) Syracuse.....	1991-93
Phipps, Mike (QB) Purdue.....	1970-76
Pierce, Calvin (FB) Eastern Illinois.....	* 1987
Pierce, Steve (WR) Illinois.....	* 1987
Pietrosante, Nick (RB) Notre Dame.....	1966-67
Pike, Chris (DL) Tulsa.....	1989-1990
Piskor, Ray (T) Niagara.....	1947
Pitts, Frank (WR) Southern.....	1971-73
Pitts, John (DB) Arizona State.....	1975
Pizzo, Joe (QB) Mars Hill.....	* 1987
Pleasant, Anthony (DE) Tennessee State.....	1990-95
Plum, Milt (QB) Penn State.....	1957-1961
Polley, Tom (LB) Nevada-Las Vegas.....	* 1987
Poole, Larry (RB) Kent State.....	1975-77
Pope, Marquez (S) Fresno State.....	1999
Poumele, Pulu (G) Arizona.....	##1995
Powell, Craig (LB) Ohio State.....	1995
Powell, Preston (RB) Grambling.....	1961
Powell, Ronnie (WR) Northwestern State.....	1999
Powers, Ricky (RB) Michigan.....	1995
Prentice, Travis (RB) Miami (Ohio).....	2000
Prestel, Jim (T) Idaho.....	1960
Pritchett, Billy (RB) West Texas State.....	1975
Pruitt, Greg (RB) Oklahoma.....	1973-1981
Pruitt, Mike (RB) Purdue.....	1976-1984
Ptacek, Bob (QB) Michigan.....	1959
Pucci, Ben (DT) No College.....	1948
Putnam, Duane (G) College of Pacific.....	1961
Pupua, Tau (DT) Weber State.....	#1995
Puzzuoli, Dave (NT) Pittsburgh.....	1983-87
Pyne, Jim (G) Virginia Tech.....	1999-2000

<b>Q</b>	
Quinlan, Bill (DE) Michigan State.....	1957-58
Quinlan, Voiney (RB) San Diego State.....	1956
Quinton, Dustin (OL) Nevada-Las Vegas.....	##1991

<b>R</b>	
Raimey, Dave (DB) Michigan.....	1964
Rainer, Wali (LB) Virginia.....	1999-2001
Rakoczy, Gregg (OL) Miami.....	1987-1990
Ratterman, George (QB) Notre Dame.....	1952-56
Rechichar, Bert (DB) Tennessee.....	1952
Redden, Barry (RB) Richmond.....	1989-1990
Reeves, Ken (OL) Texas A&M.....	1990

Reeves, Walter (TE) Auburn.....	1994-95
Rehberg, Scott (OL) Central Michigan.....	1999
Renfro, Ray (WR) North Texas State.....	1952-1963
Reynolds, Billy (RB) Pittsburgh.....	1953-54, 1957
Reynolds, Chuck (C) Tulsa.....	1969-1970
Rhett, Errict (RB) Florida.....	2000
Rhyme, Jerry (QB) Tulsa.....	1969
Rich, Randy (DB) New Mexico.....	1978-79
Richardson, Gloster (WR) Jackson State.....	1972-74
Riddick, Louis (DB) Pittsburgh.....	1993-95
Rienstra, John (OL) Temple.....	1991-92
Righetti, Joe (DT) Waynesburg.....	1969-1970
Risien, Cody (T) Texas A&M.....	1979-83, 1985-89
Rison, Andre (WR) Michigan State.....	1995
Roan, Oscar (TE) Southern Methodist.....	1975-78
Robbins, Kevin (OT) Michigan State.....	##1989, 1990
Roberts, Walter (WR) San Jose State.....	1964-66
Robinson, Billy (DB) Arizona State.....	* 1987
Robinson, DeJuan (DB) Northern Arizona.....	* 1987
Robinson, Fred (G) Washington.....	1957
Robinson, Mike (DE) Arizona.....	1981-82
Rockins, Chris (S) Oklahoma State.....	1984-87
Rogers, Don (S) UCLA.....	1984-85
Rogers, Tyrone (DL) Alabama State.....	1999-2001
Rokisky, John (DE) Duquesne.....	1946
Roman, Nick (DE) Ohio State.....	1972-74
Romanyszyn, Jim (LB) Edinboro State.....	1973-74
Rose, Ken (LB) Nevada-Las Vegas.....	1990
Rouson, Lee (RB) Colorado.....	1991
Rowe, Patrick (WR) San Diego State.....	1993
Rowell, Eugene (WR) Southern Mississippi.....	1990
Roye, Orpheus (DL) Florida State.....	2000-01
Rucker, Reggie (WR) Boston University.....	1975-1981
Rudd, Dwayne (LB) Alabama.....	2001
Ruhman, Chris (OL) Texas A&M.....	1999
Runager, Max (P) South Carolina.....	1988
Rusinek, Mike (NT) California.....	* 1987
Ryan, Frank (QB) Rice.....	1962-68
Rymkus, Lou (T) Notre Dame.....	1946-1951
Rypien, Mark (QB) Washington State.....	1994

<b>S</b>	
Saban, Lou (LB) Indiana.....	1946-49
Sabatino, Bill (DT) Colorado.....	1968
Sagapolutele, Pio (DL) Hawaii.....	1991-95
St. Clair, Mike (DE) Grambling.....	1976-79
Salaam, Rashaan (RB) Colorado.....	1999
Saleh, Tarek (LB/FB) Wisconsin.....	1999-2001
Sanders, Lewis (DB) Maryland.....	2000
Sandusky, John (T) Villanova.....	1950-55
Sanford, Lucius (LB) Georgia Tech.....	1987
Santiago, O.J. (TE) Kent State.....	#2000-2001
Scales, Charley (RB) Indiana.....	1962-65



Scarry, Mike (C) Waynesburg .....	1946-47	Speedie, Mac (WR) Utah .....	1946-1952
Schafraht, Dick (G-T) Ohio State .....	1959-1971	Speer, Del (S) Florida .....	1993-94
Schoen, Tom (DB) Notre Dame .....	1970	Spencer, Joe (DT) Oklahoma State .....	1949
Schultz, Randy (RB) State College (Iowa) .....	1966	Spikes, Rahshon (RB) North Carolina State .....	##2000
Schwenk, Bud (QB) Washington .....	1946	Spires, Greg (DL) Florida State .....	2001
Scott, Bo (RB) Ohio State .....	1969-1974	Spragan, Donnie (LB) Stanford .....	##2001
Scott, Clarence (DB) Kansas State .....	1971-1983	Spriggs, Marcus (DL) Troy State .....	1999-2000, #2001
Seczurek, Stan (LB) Purdue .....	1963-65	Stams, Frank (LB) Notre Dame .....	1992-95
Seifert, Mike (DE) Wisconsin .....	1974	Stanfield, Harold (TE) West Virginia Tech .....	* 1987
Selawski, Gene (T) Purdue .....	1960	Staroba, Paul (WR) Michigan .....	1972
Sellers, Mike (HB) Walla Walla C.C. ....	2001	Steinbrunner, Don (DE) Washington State .....	1953
Sensanbaugher, Dean (RB) Ohio State .....	1948	Stephens, Larry (DT) Texas .....	1960-61
Sharkey, Ed (G) Nevada .....	1952	Steuber, Bob (RB) Missouri .....	1946
Shavers, Tyrone (WR) Lamar .....	1991	Stevenson, Rickey (CB) Arizona .....	1970
Shaw, Sedrick (RB) Iowa .....	1999	Stewart, Andrew (DE) Cincinnati .....	1989
Shea, Aaron (TE) Michigan .....	2000-01	Stienke, Jim (DB) Southwest Texas State .....	1973
Shepard, Gannon (OL) Duke .....	##2001	Stover, Matt (K) Louisiana State .....	1991-95
Shepherd, Leslie (WR) Temple .....	1999	Stracka, Tim (TE) Wisconsin .....	1983-84
Sheppard, Henry (G-T) Southern Methodist .....	1976-1981	Strock, Don (QB) Virginia Tech .....	1988
Sheriff, Stan (G) California Poly .....	1957	Stoutmire, Omar (DB) Fresno State .....	# 1999
Sherk, Jerry (DT) Oklahoma State .....	1970-1981	Sullivan, Dave (WR) Virginia .....	1973-74
Shiner, Dick (QB) Maryland .....	1967	Sullivan, Gerry (T-C) Illinois .....	1974-1981
Shoals, Roger (T) Maryland .....	1963-64	Sullivan, Tom (RB) Miami (Fla.) .....	1978
Shofner, Jim (DB) Texas Christian .....	1958-1963	Summers, Fred (DB) Wake Forest .....	1969-1971
Shorter, Jim (DB) Detroit .....	1962-63	Summer, Walt (DB) Florida State .....	1969-1974
Shula, Don (DB) John Carroll .....	1951-52	Sustersic, Ed (RB) Findlay .....	1949
Shurnas, Marshall (WR) Missouri .....	1947	Sutter, Ed (LB) Northwestern .....	##1992, 1993-95
Sikich, Mike (G) Northwestern .....	1971	Swarn, George (RB) Miami (Ohio) .....	* 1987
Sikora, Robert (T) Indiana .....	#1984	Swilling, Ken (LB) Georgia Tech .....	##1992
Simmons, Tony (WR) Wisconsin .....	2001	Sykes, Terrance (OL) Louisiana Tech .....	#2001
Simonetti, Len (DT) Tennessee .....	1946-48		
Simons, Kevin (OT) Tennessee .....	##1989	<b>T</b>	
Sims, Darryl (DE) Wisconsin .....	* 1987-88	Taffoni, Joe (T) Tennessee-Martin .....	1967-1970
Sims, Mickey (DT) South Carolina State .....	1977-79	Talley, John (TE) West Virginia .....	##1989-1991
Sipe, Brian (QB) San Diego State .....	1974-1983	Tamm, Ralph (G) West Chester State .....	1990-91
Skibinski, Joe (G) Purdue .....	1952	Taseff, Carl (DB) John Carroll .....	1951
Slaughter, Webster (WR) San Diego State .....	1986-1991	Taylor, Ryan (LB) Auburn .....	##1999-2000
Slayden, Steve (QB) Duke .....	#1988	Taylor, Terry (CB) Southern Illinois .....	1992-93
Smith, Bob (LB) Nebraska .....	1955-56	Teets, Dick (LB) Wisconsin .....	* 1987
Smith, Daryle (OT) Tennessee .....	1989	Teifke, Mike (C) Akron .....	* 1987
Smith, Gaylon (RB) Southwestern .....	1946	Tennell, Derek (TE) UCLA .....	* 1987-89
Smith, Irv (TE) Notre Dame .....	1999	Terlep, George (QB) Notre Dame .....	1948
Smith, Jim Ray (G) Baylor .....	1956-1962	Terrell, Ray (RB) Mississippi .....	1946-47
Smith, John (WR) Tennessee State .....	1979	Testaverde, Vinny (QB) Miami (Fla.) .....	1993-95
Smith, Ken (TE) New Mexico .....	1973	Thaxton, Jim (TE) Tennessee State .....	1974
Smith, Leroy (LB) Iowa .....	##1992	Thierry, John (LB-DE) Alcorn State .....	1999
Smith, Mark (LB) Auburn .....	2001	Thomas, Johnny (CB) Baylor .....	1995
Smith, Marquis (S) California .....	1999-2001	Thome, Chris (OL) Minnesota .....	1991-92
Smith, Ralph (TE) Mississippi .....	1965-68	Thompson, Bennie (DB) Grambling .....	1994-95
Smith, Rico (WR) Colorado .....	1992-95	Thompson, Kevin (QB) Penn State .....	2000
Snellings, Paul (OL) Georgia .....	#2000	Thompson, Mike (DT) Wisconsin .....	1999-2000
Snidow, Ron (DE) Oregon .....	1968-1972	Thompson, Tommy (LB) William & Mary .....	1949-1953
Sparenberg, Dave (G) Western Ontario .....	* 1987	Thornton, John (DL) Cincinnati .....	1991

# HISTORY

## ALL-TIME ROSTER

Tidmore, Sam (LB) Ohio State .....1962-63  
 Tierney, Leo (C) Georgia Tech. ....1978  
 Tillman, Lawyer (WR) Auburn.....1989, 1992-93  
 Tinsley, Keith (WR) Pittsburgh .....\*1987  
 Tomczak, Mike (QB) Ohio State .....1992  
 Trocano, Rick (DB-QB) Pittsburgh.....1981-83  
 Trumbull, Rick (OL) Missouri.....##1991  
 Tucker, Travis (TE) Southern Connecticut State..1985-1987  
 Tupa, Tom (QB-P) Ohio State.....#1993, 1994-95  
 Turnbow, Jesse (DT) Tennessee .....1978  
 Turner, Eric (S) UCLA .....1991-95  
 Turner, Kevin (LB) Pacific.....1982

### U

Ulinski, Ed (G) Marshall.....1946-49  
 Upshaw, Marvin (DE) Trinity .....1968-69

### V

Van Dyke, Ralph (T) Southern Illinois .....\*1987  
 Van Pelt, Brad (LB) Michigan State .....1986  
 Vardell, Tommy (RB) Stanford .....1992-95  
 Verba, Ross (OL) Iowa.....2001  
 Verser, David (WR) Kansas .....\*1987

### W

Wagner, Bryan (P) Cal-State Northridge .....1989-1990  
 Waiters, Van (LB) Indiana.....1988-1991  
 Walker, Dwight (RB-WR) Nicholls State.....1982-84  
 Wallace, Calvin (DE) West Virginia Tech .....\*1987  
 Walls, Everson (DB) Grambling .....1992-93  
 Walters, Dale (P) Rice.....\*1987  
 Ward, Carl (DB) Michigan.....1967-68  
 Warfield, Paul (WR) Ohio State .....1964-69, 1976-77  
 Warren, Gerard (DL) Florida.....2001  
 Washington, Brian (S) Nebraska.....1988  
 Washington, Marcus (DB) Colorado.....##1999  
 Watkins, Tom (RB) Iowa State .....1961  
 Watson, Karlton (QB) Winston-Salem.....\*1987  
 Watson, Louis (WR) Mississippi Valley State.....\*1987  
 Watson, Remi (WR) Bethune-Cookman .....\*1987  
 Weathers, Clarence (WR) Delaware State.....1985-88  
 Weathers, Curtis (TE-LB) Mississippi.....1979-1985  
 Webb, Ken (RB) Presbyterian .....1963  
 Weber, Chuck (DE) West Chester State.....1955-56  
 Webster, Larry (DT) Maryland.....1995  
 White, Bob (RB) Stanford .....1955  
 White, Charles (RB) Southern California .....1980-82, 1984  
 White, Jamel (RB) South Dakota .....2000-01  
 White, James (DE) Louisiana State .....#1985  
 White, Lorenzo (RB) Michigan State .....1995  
 Whitlow, Bob (C) Arizona .....1968  
 Whitwell, Mike (WR-S) Texas A&M.....1982-83  
 Wiggan, Paul (DE) Stanford .....1957-1967

Wilburn, Barry (CB) Mississippi .....1992  
 Wilkerson, Gary (DB) Penn State.....##1989  
 Wilkinson, Jerry (DE) Oregon State .....1980  
 Williams, A.D. (WR) College of Pacific .....1960  
 Williams, Arthur (WR) Abilene Christian .....\*1987  
 Williams, Clarence (RB) Washington State.....1993  
 Williams, Gene (T-G) Iowa State.....1993-94  
 Williams, James (LB) Mississippi State .....1999  
 Williams, Larry (G) Notre Dame .....1986-88  
 Williams, Lawrence (KR) Texas Tech .....1977  
 Williams, Ray (WR) Clemson.....\*1987  
 Williams, Sidney (LB) Southern.....1964-66  
 Williams, Stacy (DB) East Texas State.....\*1987  
 Williams, Tony (T) Kansas State .....1993  
 Williams, Wally (C) Florida A&M.....1993-95  
 Willis, Bill (G-LB) Ohio State .....1946-1953  
 Wilson, Tom (RB) No College.....1962  
 Wilson, Troy (CB) Notre Dame.....\*1987  
 Wingle, Blake (G) UCLA.....\*1987  
 Winslow, George (P) Villanova .....1987  
 Winters, Frank (C) Western Illinois.....1987-88  
 Wise, Mike (DL) California-Davis.....1991  
 Wiska, Jeff (G) Michigan State .....1986  
 Wohlabough, Dave (C) Syracuse .....1999-2001  
 Wolfley, Ron (RB) West Virginia.....1992-93  
 Woods, Rob (OL) Arizona .....1991  
 Woosley, Rolly (DB) Boise State .....1977  
 Wooten, John (G) Colorado.....1959-1967  
 Wren, Junior (DB) Missouri.....1956-59  
 Wright, Alvin (NT) Jacksonville State .....1992  
 Wright, Felix (S) Drake.....1985-1990  
 Wright, George (DT) Sam Houston .....1972  
 Wright, Keith (WR-KR) Memphis State.....1978-1980  
 Wycinsky, Craig (G) Michigan State .....1972  
 Wynn, Spergon (QB) Southwest Texas State.....2000

### Y

Yanchar, Bill (DT) Purdue .....1970  
 Yonokar, John (DE) Notre Dame.....1946-49  
 Young, George (DE) Georgia.....1946-1953  
 Young, Glen (WR) Mississippi .....1984-85, 1987-88  
 Youngblood, George (DB) California State (Los Angeles).1967  
 Youngelman, Sid (DT) Alabama.....1959

### Z

Zahursky, Steve (OL) Kent State.....1999-2000  
 Zeier, Eric (QB) Georgia .....1995  
 Zeno, Lance (C) UCLA.....1992-93  
 Zukauskas, Paul (OL) Boston College .....2001

\*Denotes replacement player during 1987 players' strike.  
 #On active roster, but did not play in a game.  
 ##On practice squad, but did not play in a game.

This is a list of the jersey numbers and the players who wore them in the regular season. Special thanks to Dino Lucarelli for compiling this list and to Ken Mather and Richard Crow for their assistance.

### 1

Homer Jordan (\*1987)  
Michael Jackson (1991-93)

### 2

Tony DeLeone (1987)  
Jerry Kauric (1990)  
Kerry Ferrell (##1993)  
Tim Couch (1999-2001)

### 3

Mark Moseley (1986)  
Brian Franco (\*1987)  
Goren Lingmerth (\*1987)  
Matt Stover (1991-95)

### 4

Max Runager (1988)  
Rico Smith (1992)  
Phil Dawson (1999-2001)

### 5

Webster Slaughter (1986)  
George Winslow (1987)  
Dale Waters (\*1987)

### 6

Remi Watson (\*1987)  
Ricky Jones (##1992)

### 7

Terry Luck (1977)  
Terry Nugent (#1984)  
Jeff Gossett (1983, 1985-87)  
Steve Slayden (#1988)  
Tom Tupa (#1993, 1994-95)

### 8

Gary Marangi (#1977)  
Johnny Evans (1978-80)  
Jeff Jaeger (1987)  
Brad Goebel (1992-94)

### 9

Greg Coleman (1977)  
Matt Bahr (1981-89)  
Jim McMahon (#1995)

### 10

John Borton (1957)  
Chris Gartner (1974)  
Dave Mays (1976-77)

Dave Jacobs (1981)  
Tom Flick (1984)  
Mike Pagel (1986-90)  
Mike Elkins (#1991)  
Eric Zeier (1995)  
Jamie Martin (#1999)  
Kevin Thompson (2000)  
Tony Graziani (#2000)  
Kelly Holcomb (2001)

### 11

Jim Ninowski (1964-66)  
Don Gault (1970)  
Lee Johnson (1987-88)  
Jeff Christensen (\*1987)  
Brian Hansen (1991-93)  
Mark Rypien (1994)  
Ty Detmer (1999)

### 12

Don Cockcroft (1968-80)  
Rick Trocano (1981-83)  
Karlton Watson (\*1987)  
Don Strock (1988)  
Jeff Graham (#1989)  
Vinnie Testaverde (1993-95)  
Chad Carpenter (##1999)  
Drew O'Connor (##2000)  
Josh Booty (#2001)

### 13

Frank Ryan (1962-68)  
Don Horn (1973)  
Joe Pizzo (\*1987)  
Jeff Francis (1990, #1992)  
Spergon Wynn (2000)

### 14

**OTTO GRAHAM (1952-55)**

### 15

Bert Rechichar (1952)  
Ken Gorgal (1953-54)  
Tommy O'Connell (1956-57)  
Jim Ninowski (1958-59, 1962-63)  
Gary Lane (1966-67)  
Mike Phipps (1970-76)  
Mark Miller (1978-79)  
Steve Cox (1981-84)  
Bryan Wagner (1989-90)  
Donny Brady (1995)  
Jeff Brohm (#2000)

### 16

George Ratterman (1952-56)  
Milt Plum (1957-61)

# HISTORY

## JERSEY NUMBERS

---

Bill Nelsen (1968-72)  
Will Cureton (1975)  
Paul McDonald (1980-85)  
Selwyn Jones (1993-94)  
Ray Ethridge (#1995)  
Kevin Thompson (2000)

### 17

---

Jerry Rhome (1969)  
Brian Sipe (1974-83)  
Todd Philcox (1991-93)  
Chris Gardocki (1999-2001)

### 18

---

Vito Parilli (1956)  
Bob Freeman (1957-58)  
Bob Ptacek (1959)  
Len Dawson (1960-61)  
John Furman (1962)  
Dick Shiner (1967)  
Ben Hawkins (1974)  
Gary Danielson (1985, 1987-88)  
Vernon Joines (1989-90)  
Mike Tomczak (1992)  
Isaiah Mustafa (##1999)  
Doug Pederson (2000)  
Tony Simmons (2001)  
Bobby Brown (##2001)

### 19

---

Bernie Kosar (1985-93)

### 20

---

Mike Scarry (19046-47)  
Lou Saban (1948-49)  
Hal Herring (1950-51)  
Ken Carpenter (1952-53)  
Don Paul (1954-58)  
Ross Fichtner (1960-67)  
Fred Summers (1969-71)  
Jim Stienke (1973)  
Tony Peters (1975-78)  
Doug Dennison (1979)  
Judson Flint (1980-82)  
Don Rogers (1984-85)  
Joe Morris (1991)  
Alan Haller (1992)  
Earnest Byner (1994)  
Johnny Thomas (1995)  
Omar Stoutmire (#1999)  
Earl Little (1999-2001)

### 21

---

Dean Brown (1969)  
Stan Brown (1971)  
Van Green (1973-76)

Oliver Davis (1977-80)  
Mike Whitwell (1983)  
Corey Gilmore (\*1987)  
Eric Metcalf (1989-94)  
Marquis Smith (1999-2001)

### 22

---

Frank Gatski (1946-51)  
Rex Bumgardner (1952)  
Ken Konz (1953-59)  
Rich Mostardi (1960)  
Tom Watkins (1961)  
Lowell Caylor (1964)  
Bobby Franklin (1966)  
Billy Devrow (1967)  
Clarence Scott (1971-83)  
Felix Wright (1985-90)  
Perry Kemp (\*1987)  
Vince Newsome (1991-92)  
Ricky Powers (1995)  
Tim McTyer (1999)  
Todd Franz (2000)

### 23

---

Larry Benz (1963-65)  
Clifford Brooks (1972-74)  
Bill Craven (1976)  
Larry Collins (1978)  
Mark Kafentzis (1982)  
Mark Harper (1986-90)  
DeJuan Robinson (\*1987)  
Randy Baldwin (1992-94)  
Earnest Hunter (1995)  
Marquez Pope (1999)  
Errict Rhett (2000)  
Devin Bush (2001)

### 24

---

Mel Maceau (1946-48)  
Tommy Thompson (1949-51)  
Warren Lahr (1952-59)  
Bobby Franklin (1960-65)  
Ernie Kellermann (1966-71)  
Bobby Majors (1972)  
Pete Athas (1975)  
Terry Brown (1976)  
Randy Rich (1978-79)  
Autry Beamon (1980-81)  
Cleotha Montgomery (1981)  
Vagas Ferguson (1983)  
Greg Best (1984)  
Ray Ellis (1986-87)  
Anthony Blaylock (1988-91)  
Randy Baldwin (#1991-92)  
Terry Taylor (1992-93)

Reginald Jones (#1994)  
 Damion Lyons (##1994)  
 Corey Fuller (1999-2001)

### 25

Charles Leigh (1968-69)  
 Frank Pitts (1971-73)  
 Rolly Woolsey (1977)  
 Pat Moriarty (1979)  
 Charles White (1980-82,84)  
 Vincent Barnett (\*1987)  
 Anthony Florence (1991)  
 Alfred Jackson (1991-92)  
 Greg Briggs (##1993)  
 Dana Hall (1995)  
 Sedrick Shaw (1999)  
 Lewis Sanders (2000)

### 26

Ray Renfro (1952-63)  
 Dave Raimey (1964)  
 Reece Morrison (1968-72)  
 Billy Lefear (1972-75)  
 Tom Sullivan (1978)  
 Dino Hall (1979-83)  
 Greg Allen (1985)  
 Arthur Williams (\*1987)  
 Keith Jones (1989)  
 Raymond Clayborn (1990-91)  
 Ron Wolfley (1992-93)  
 Michael Davis (1995)  
 Anthony Malbrough (2000)  
 Dyshod Carter (2001)

### 27

Walter Roberts (1964-66)  
 Carl Ward (1967-68)  
 Randy Minniear (1970)  
 Rickey Stevenson (1970)  
 Thom Darden (1972-74, 1976-81)  
 Gary Davis (#1981)  
 Mike Whitwell (1982)  
 Al Gross (1983-87)  
 Brian Dudley (\*1987)  
 Derrick Gainer (##1989, 1990)  
 Derrick Douglas (1991)  
 Stevon Moore (1992-95)  
 Karim Abdul-Jabbar (1999)  
 Lamar Chapman (2000-01)

### 28

Dick Deschaine (1958)  
 Ben Davis (1967-68, 1970-73)  
 Eddie Brown (1974-75)  
 Ron Bolton (1976-82)  
 Herman Fontenot (1985-88)

Steve Pierce (\*1987)  
 Robert Goins (\*1987)  
 Tyrone Shavers (1991)  
 James Brooks (1992)  
 Erik McMillan (1993)  
 Everson Walls (1992-93)  
 Don Griffin (1994-95)  
 Rashidi Barnes (2000)  
 Deke Cooper (##2001)

### 29

Tommy McDonald (1968)  
 Walt Sumner (1969-74)  
 Hanford Dixon (1981-89)  
 Brent Fullwood (1990)  
 Eric Turner (1991-95)  
 Rashaan Salaam (1999)  
 James Jackson (2001)

### 30

Bill Willis (1946-51)  
 Emerson Cole (1952)  
 Sherman Howard (1953)  
 Maurice Bassett (1954-56)  
 Lew Carpenter (1957-58)  
 Bernie Parrish (1959-66)  
 Ron Johnson (1969)  
 Ken Brown (1970-75)  
 Cleo Miller (1976-82)  
 Boyce Green (1983-85)  
 Billy Robinson (\*1987)  
 Thane Gash (1988-90)  
 Jamel White (2000-01)

### 31

Charley Harraway (1966-68)  
 Bob Hunt (1974)  
 Cleo Miller (1975)  
 James Black (1984)  
 Frank Minnifield (1984-92)  
 Stacey Hairston (1993-95)  
 Raymond Jackson (1999-2001)

### 32

Lin Houston (1946-51)  
 Harry Jagade (1952-53)  
 Fred Morrison (1954-56)  
**JIM BROWN (1957-65)**

### 33

Randy Schultz (1966)  
 Nathaniel James (1968)  
 Tom Schoen (1970)  
 Bo Cornell (1971-72)  
 Reggie Rucker (1975-81)  
 Curtis Dickey (1985-86)

# HISTORY

## JERSEY NUMBERS

---

Kirk Jones (\*1987)  
Mike Oliphant (1989)  
Leroy Hoard (1990-95)  
Daylon McCutcheon (1999-2001)

### 34

---

George Cherokee (1946)  
Bob Gaudio (1947)  
Abe Gibron (1950-51)  
Walt Michaels (1952-61)  
Stan Sczurek (1963)  
Ken Webb (1963)  
Mike Howell (1965-72)  
Greg Pruitt (1973-81)  
David Green (1982)  
Kevin Mack (1985-93)  
Marcus Lee (1994)  
Lorenzo White (1995)  
Madre Hill (1999)  
Chris Floyd (2000)  
Ben Gay (2001)

### 35

---

Alex Agase (1948-51)  
Galen Fiss (1956-66)  
Larry Conjar (1967)  
Bo Scott (1969-74)  
Brian Duncan (1976-77)  
Calvin Hill (1978-81)  
Enis Jackson (\*1987)  
Stacey Driver (\*1987)  
Will Hill (1988)  
Barry Redden (1989-90)  
Perry Phenix (#2001)

### 36

---

Ed Ulinski (1946-49)  
Tommy Thompson (1950)  
Marion Motley (1952-53)  
Ed Modzelewski (1955-59)  
Billy Kinard (1956)  
Jamie Caleb (1960)  
Charley Scales (1962-65)  
Nick Pietrosante (1966-67)  
Dick Davis (1969)  
Steve Engel (1970)  
Henry Hynoski (1975)  
Eddie Payton (1977)  
Bill Jackson (1982)  
Stephen Braggs (1987-91)  
Vince Carreker (\*1987)  
Fred Foggie (1992)  
Issac Booth (1994-95)  
Chris Akins (2001)

### 37

---

George Groves (1946)  
Bob Kolesar (1946)  
Jamie Caleb (1965)  
Hugh McKinnis (1973-75)  
Chris Rockins (1984-87)  
Harlon Barnett (1990-92)  
Bennie Thompson (1994-95)  
Marcus Washington (##1999)  
Anthony Henry (2001)

### 38

---

Weldon Humble (1947-50)  
Bob Gaudio (1951)  
Maurice Bassett (1954)  
Sam Baker (1960-61)  
Stan Sczurek (1963-65)  
Larry Poole (1975-77)  
Johnny Davis (1982-87)  
Larry Mason (\*1987)  
Alvin Horn (\*1987)  
George Swarn (\*1987)  
Herbie Anderson (##1990)  
Odie Harris (1991-92)  
Antonio Langham (1994-95, 1999)  
Earthland Moreland (2001)

### 39

---

Alex Kapter (1946-47)  
Billy Pritchett (1975)  
Major Everett (1986, \*1987)  
Stanley Carraway (\*1987)  
Randy Hilliard (1990-93)  
Frank Harvey (##1994)  
Marlon Forbes (1999)  
Brandon Jennings (#2001)

### 40

---

Jim Daniell (1946)  
Dub Jones (1952-55)  
Preston Carpenter (1956-59)  
Prentice Gault (1960)  
Preston Powell (1961)  
Howard Cassady (1962)  
Jim Shorter (1962-63)  
Erich Barnes (1965-71)  
Preston Anderson (1974)  
Tom London (1978)  
Rod Perry (1983-84)  
Mike McCade (\*1987)  
Kyle Kramer (1989)  
Lynn James (1991)  
Tarek Saleh (1999-2000)

### 41

Ralph Smith (1965-68)  
 Dave Jones (1969-71)  
 Jerry Wilkinson (1980)  
 Troy Wilson (\*1987)  
 Gary Wilkerson (##1989)  
 Anthony Florence (1991)  
 Tim Jacobs (1993-95)  
 Travis Prentice (2000)

### 42

Chet Adams (1946-48)  
 Derrell Palmer (1949-51)  
 Tommy James (1952-55)  
 Lowe Wren (1956-59)  
 Bob Crespino (1961-63)  
 Paul Warfield (1964-69, 1976-77)  
 Gloster Richardson (1972-74)  
 Dwight Walker (1982-84)  
 Tim Manoa (1987-89)  
 Calvin Pierce (\*1987)  
 Latin Berry (1991-92)  
 Louis Riddick (1993-95)  
 Terry Kirby (1999)  
 Carl Fair (2001)

### 43

Bob Smith (1955-56)  
 Billy Kinard (1956)  
 Volney Quinlan (1956)  
 Ron Green (1967-68)  
 Fair Hooker (1969-74)  
 Mike Pruitt (1976-84)  
 Tony Baker (1986, 1988)  
 Stacy Williams (\*1987)  
 Joe King (1991)  
 John Brown III (##1992)  
 Del Speer (1993-94)  
 Vashone Adams (1995)  
 George Jones (1999)  
 Percy Ellsworth (2000-01)

### 44

Lou Rymkus (1946-51)  
 Sherman Howard (1952)  
 Don Phelps (1952)  
 Don Shula (1952)  
 John Pettibon (1955-56)  
 Chet Hanulak (1957)  
 Jim Shofner (1958-63)  
 Leroy Kelly (1964-73)  
 Earnest Byner (1984-88)  
 Stefon Adams (1990)  
 Lee Rouson (1991)

Tommy Vardell (1992-95)  
 Marc Edwards (1999-2000)  
 Mike Sellers (2001)

### 45

Ray Piskor (1947)  
 Ben Pucci (1948)  
 Bill Willis (1949)  
 John Kissell (1951)  
 Bob Smith (1955)  
 Leroy Bolden (1958-59)  
**ERNIE DAVIS**

### 46

Lou Groza (1946-51)  
 Ace Loomis (1952)  
 Billy Reynolds (1953-54, 1957)  
 Henry Ford (1955)  
 Bob White (1955)  
**DON FLEMING (1960-62)**

### 47

Jamie Caleb (1960)  
 Ricky Jones (1977-79)  
 Larry Braziel (1982-85)  
 Mike Crawford (\*1987)  
 Keith Bostic (1990)  
 Barry Wilburn (1992)  
 Tim Jacobs (1993)  
 Ryan McNeil (1999)  
 Rahshon Spikes (##2000)  
 Scott Frost (2001)  
 Alvin Morrow (#2001)

### 48

Ernie Blandin (1946-47)  
 Forrest Grigg (1948-51)  
 Chet Hanulak (1957)  
 Preston Carpenter (1956)  
 Milt Campbell (1957)  
 Ernie Green (1962-68)  
 Dave Sullivan (1973-74)  
 John Pitts (1975)  
 Ken Ellis (1977)  
 Lawrence Johnson (1979-84)  
 D.D. Hoggard (1985-87)  
 George Landry (\*1987)  
 Brian Washington (1988)  
 Brian Kinchen (1991)  
 Ken Swilling (##1992)  
 Mark Bavaro (1992)  
 Najee Mustafaa (1993)  
 Frank Hartley (1994-95)  
 Selwyn Jones (#1994)  
 Rod Monroe (##2000, 2001)

# HISTORY

## JERSEY NUMBERS

---

### 49

Len Simonetti (1946-48)  
Joe Spencer (1949)  
John Sandusky (1950-51)  
Bobby Mitchell (1958-61)  
Tom Wilson (1962)  
Walter Beach (1963-66)  
George Youngblood (1967)  
Alvin Mitchell (1968-69)  
Jim Hill (1975)  
Neal Craig (1975-76)  
Clinton Burrell (1979-84)  
Steve Lauter (\*1987)  
Robert Lyons (1989)  
Bruce McGonnigal (1991)  
Clarence Williams (1993)  
Kyle Allamon (##2000)  
Shonn Bell (##2001)  
Chris Eitzmann (##2001)

### 50

John Yonakor (1946-49)  
Jim Martin (1950)  
Bob Oristaglio (1951)  
Hal Herring (1952)  
Tom Catlin (1953-54)  
Vince Costello (1957-66)  
John Garlington (1968-77)  
Don Goode (1980-81)  
Tom Cousineau (1982-85)  
Brad Van Pelt (1986)  
Lucius Sanford (1987)  
Mike Teifke (\*1987)  
Van Walters (1988-91)  
Frank Stams (1992-95)  
Michael Hamilton (2000)  
Barry Minter (2001)

### 51

Dale Lindsey (1965-72)  
Leo Tierney (1978)  
Eddie Johnson (1981-90)  
Gerald Dixon (1993-95)  
Lenoy Jones (1999, 2001)  
Ryan Taylor (2000)

### 52

George Young (1946-51)  
Frank Gatski (1952-56)  
Joe Amstutz (1957)  
Dave Lloyd (1959-61)  
Mike Lucci (1962-64)  
Billy Andrews (1967-74)  
Mel Long (1974)  
Dick Ambrose (1975-83)

David Grayson (\*1987)  
Nick Miller (1987)  
Ken Rose (1990)  
Richard Brown (1991-92)  
Pepper Johnson (1994-95)  
Brant Boyer (2001)

### 53

Alton Coppage (1946)  
Marshall Shurnas (1947)  
Frank Kosikowski (1948)  
Bill O'Connor (1949)  
Len Ford (1950-51)  
Frank Morze (1963)  
Bob Whitlow (1968)  
Tom Beautler (1970)  
Mel Long (1972-73)  
Bill Cowher (1980-82)  
Jim Dumont (1984)  
Stuart Anderson (1984)  
Anthony Griggs (1986-88)  
Tom Polley (\*1987)  
Cedric Figaro (1991-92)  
Pepper Johnson (1993-94)  
John Thierry (1999)  
Rahim Abdullah (2000)  
Donnie Spragan (##2001)

### 54

John Rokisky (1946)  
Tommy Thompson (1952-53)  
Tony Adamle (1954)  
Sam Palumbo (1955-56)  
Pete Perini (1955)  
Tom Catlin (1957-58)  
Bob Denton (1960)  
Sam Tidmore (1962-63)  
Fred Hoaglin (1966-72)  
Tom DeLeone (1974-84)  
Mike Junkin (1987-88)  
Jerry Parker (\*1987)  
Kerry Owens (##1989)  
Randy Kirk (1991)  
Ed Sutter (##1992, 1993-95)  
Chester Burnett (2000)  
Tarek Saleh (2001)

### 55

John Harrington (1946)  
John Demarie (1967)  
Chuck Reynolds (1969-70)  
Dave Graf (1975-79)  
Curtis Weathers (1979, 1982-85)  
John Mohring (1980)  
Tim Crawford (\*1987)



Jock Jones (1990-91)  
 Rahim Abdullah (1999)  
 Marty Moore (2000)  
 Anthony Denman (2001)

### 56

Dante Lavelli (1946-51)  
 Don Steinbrunner (1953)  
 Art Hunter (1957-59)  
 John Morrow (1960-66)  
 Bob Matheson (1967-70)  
 Jim Romaniszyn (1973-74)  
 Jack LaVeck (1975)  
 Robert L. Jackson (1978-81)  
 Chip Banks (1982-86)  
 Dick Teets (\*1987)  
 David Grayson (1987-90)  
 Lonnie Brockman (##1991)  
 Leroy Smith (##1992)  
 Bobby Abrams (1992)  
 Mike Caldwell (1993-95)  
 Ryan Taylor (##1999)  
 Lenoy Jones (2000)

### 57

Clay Matthews (1978-93)  
 Stevan Nave (\*1987)  
 Jason Kyle (1999)  
 Dwayne Rudd (2001)

### 58

Mac Speedie (1946-51)  
 Frank Morze (1962)  
 Rick Kingrea (1971-72)  
 Mark Johnson (1977)  
 Clifton Odom (1980)  
 Bruce Huther (1981)  
 Scott Nicolas (1982-86)  
 Cliff Hannemann (\*1987)  
 Clifford Charlton (1988-89)  
 Marcus Cotton (1990)  
 David Brandon (1991-93)  
 Carl Banks (1994-95)  
 Wali Rainier (1999-2001)

### 59

Alton Coppage (1946)  
 Horace Gillom (1947-51)  
 Wayne Meylan (1968-69)  
 Rudy Kuechenberg (1970)  
 Charlie Hall (1971-80)  
 Kevin Turner (1982)  
 Dale Carver (1983)  
 David Marshall (1984)  
 Mike Johnson (1986-93)

James Capers (\*1987)  
 P.J. Killian (##1994)  
 Craig Powell (1995)  
 Kendall Ogle (1999)  
 Doug Colman (2000)

### 60

Otto Graham (1946-51)  
 Bill Willis (1952-53)  
 Harold Bradley (1954-56)  
 John Wooten (1959-67)  
 Al Jenkins (1969-70)  
 Bob Babich (1973-78)  
 Jeff Wiska (1986)  
 Al Baker (1987, 1989-90)  
 Lance Zeno (1992-93)  
 Doug Dawson (1994)  
 Jed Devries (##1994, 1995)  
 Shaun O'Hara (2000-01)

### 61

Dale Memmelaar (1964)  
 Joe Bob Isbell (1966)  
 Bob DeMarco (1972-74)  
 Al Dennis (1976)  
 Greg Fairchild (1978)  
 Mike Baab (1982-87, 1990-91)  
 Steve Everitt (1993-95)  
 Everett Lindsay (2000)  
 Terrence Sykes (##2001)

### 62

Cliff Lewis (1946-51)  
 Lin Houston (1952-53)  
 Herschel Forester (1954-57)  
 Duane Putnam (1961)  
 Dale Memmelaar (1964-65)  
 Joe Taffoni (1967-70)  
 Chris Morris (1972-73)  
 Glen Holloway (1974)  
 Al Dennis (1977)  
 George Lilja (1984-86)  
 Mike Katolin (\*1987)  
 Ben Jefferson (##1989, 1990)  
 Hayward Haynes (##1991)  
 Gene Williams (1993-94)  
 Eric Moore (1995)  
 Bill Duff (1999)  
 Steve Estes (##2000)  
 Paul Zukauskas (2001)

### 63

Fred Robinson (1957)  
 Andy Cvercko (1963)  
 Mike Sikich (1971)

## HISTORY

### JERSEY NUMBERS

---

Joe Carollo (1972-73)  
Barry Darrow (1974-78)  
Cody Risien (1979-83, 1985-89)  
Mark Krerowicz (#1985)  
Jay Hilgenberg (1992)  
Wally Williams (1994-95)  
Brad Bedell (2000-01)

#### 64

---

Bud Schwenk (1946)  
George Terlep (1948)  
Abe Gibron (1952-56)  
Don Goss (1956)  
Jim Ray Smith (1957-62)  
Ted Connolly (1963)  
Tom Goosby (1963)  
Jim Copeland (1967-74)  
Joe Jones (1975-78)  
George Buehler (1978-79)  
Joe DeLamielleure (1980-84)  
Frank Winters (1987-88)  
Blake Wingle (\*1987)  
Tom Baugh (1989)  
Tom Myslinski (##1992)  
Houston Hoover (1993)  
Mike Bedosky (#1994)  
Sale Isaia (#1995)  
Dave Wohlabaugh (1999-2001)

#### 65

---

Joe Skibinski (1952)  
Chuck Noll (1953-59)  
Stan Sheriff (1957)  
Ed Bettridge (1964)  
John Demarie (1967-75)  
Henry Sheppard (1976-81)  
Bob Gruber (1986)  
John Askin (\*1987)  
Ralph Tamm (1990-91)  
Rick Trumbull (##1991)  
Rod Milstead (#1993)  
Pulu Poumele (##1995)  
Elliott Fortune (#1995)  
Jim Bundren (1999-2000)  
Richard Mercier (2001)

#### 66

---

Lou Saban (1946)  
Ermal Allen (1947)  
Warren Lahr (1948)  
Gene Donaldson (1953)  
Gene Hickerson (1958-60, 1962-73)  
Mike Seifert (1974)  
Earl Edwards (1976-78)  
Ted Petersen (1984)

Dave Sparenberg (\*1987)  
Tony Jones (1989-95)  
Alex Bernstein (#1999)  
Jeremy McKinney (#1999, 2001)

#### 67

---

Sidney Williams (1964-66)  
Craig Wycinsky (1972)  
Chuck Hutchison (1973-75)  
Mike Morris (1990)  
Chris Thome (1991-92)  
Andy McCollum (##1994)  
Quentin Neujahr (#1995)  
John Jurkovic (1999)  
Paul Snellings (#2000)  
Tre' Johnson (2001)

#### 68

---

Ed Sharkey (1952)  
Larry Stephens (1960-61)  
Bob Pena (1972)  
Robert E. Jackson (1975-85)  
Darryl Haley (\*1987, 1988)  
Barry Lee (\*1987)  
Ted Banker (1989)  
Ed King (1991-93)  
Lonnie Palelei (#1995)  
Chris Ruhman (1999)  
Gannon Shepherd (##2001)

#### 69

---

John Macerelli (1956)  
Jim Kanicki (1963-69)  
Pete Adams (1974, 1976)  
Leo Biedermann (1978)  
Joel Patten (1980)  
Dan Fike (1985-92)  
Doug Dawson (1994)  
Roger Chanoine (1999-2001)

#### 70

---

Gene Fekete (1946)  
Spiro Dellerba (1947)  
Ollie Cline (1948)  
Ed Sustersic (1949)  
Emerson Cole (1950-51)  
John Kissell (1952)  
Don Colo (1953-58)  
Francis O'Brien (1959)  
Jim Prestel (1960)  
Errol Linden (1961)  
John Brown (1962-66)  
Joe Righetti (1969-70)  
Andy Frederick (1970)  
Mack Mitchell (1975-78)  
Tom Hopkins (1983)

Larry Williams (1986-88)  
Daryle Smith (1989)  
Kevin Simons (##1989)  
John Rienstra (1991-92)  
Herman Arvie (1995)  
Geno Bell (##1999)  
Jon Harris (#1999)  
Jeff Dyra (##2000)  
Alvin McKinley (2001)

**71**

Walter Johnson (1965-76)  
Jesse Turnbow (1978)  
Matt Miller (1980-82)  
#Bob Sikora (#1984)  
#Scott Bolzan (#1985)  
Ralph Van Dyke (\*1987)  
Tom Gibson (1989-90)  
Leonard Burton (#1991)  
Jerome Brown (##1993)  
Mike Bedosky (1994)  
Jim Pyne (1999-2000)  
Terrance Sykes (#2001)  
Gaylon Hyder (2001)

**72**

Lou Saban (1947)  
Harry Jagade (1951)  
Derrell Palmer (1952-53)  
John Kissell (1954-56)  
Henry Jordan (1957-58)  
Sid Youngelman (1959)  
Floyd Peters (1959-62)  
Mike Bundra (1964)  
Jerry Sherk (1970-81)  
Dave Puzzuoli (1983-87)  
Charles Buchanan (1988)  
John Buddenberg (##1989)  
Kevin Robbins (##1989, 1990)  
Bob Dahl (1992-95)  
Steve Zahursky (1999)  
Roman Oben (2000-01)

**73**

Floyd Peters (1959)  
Monte Clark (1963-69)  
Doug Dieken (1971-84)  
Keith Bosley (\*1987)  
Gregg Rakoczy (1987-90)  
Frank Kmet (##1992)  
Herman Arvie (1993-94)  
Tim Goad (1995)  
Darius Holland (1999-2000)  
Toby Myles (2001)  
Derrick Ham (2001)

**74**

Gaylon Smith (1946)  
Tony Adamle (1947-51)  
Bob Gain (1952)  
Don Steinbrunner (1953)  
Mike McCormack (1954-62)  
Dick Modzelewski (1964-66)  
Bill Sabatino (1968)  
Mitch Johnson (1971)  
Carl Barisich (1973-75)  
Mike St. Clair (1976-79)  
Paul Farren (1983-91)  
Chris Luneberg (##1993)  
Tony Williams (1993)  
Carlson Leomiti (##1994)  
Larry Webster (1995)  
Orlando Bobo (1999)  
James Brown (2000)  
Mark Smith (2001)  
Cedric Killings (#2001)  
Felipe Claybrooks (2001)

**75**

Jim McCusker (1963)  
Roger Shoals (1963-64)  
Bill Yanchar (1970)  
Wes Grant (1972)  
Allen Aldridge (1974)  
Stan Lewis (1975)  
Bob Lingenfelter (1977)  
Cleveland Crosby (#1980)  
Ray Bloch (#1981)  
Mark Buben (1982)  
Bill Contz (1983-86)  
Alex Carter (1987)  
Chris Pike (1989-90)  
Pio Sagapolutele (1991-95)  
Lomas Brown (1999)  
Steve Zahurskyy (2000)

**76**

Marion Motley (1946-51)  
**LOU GROZA (1952-59, 1961-67)**

**77**

Willie Davis (1958-59)  
Dick Schafrath (1960-71)  
Fest Cotton (1972)  
Mark Ilgenfritz (1974)  
Ron East (1975)  
Lyle Alzado (1979-81)  
Matt Miller (1979, 1982)  
Rickey Bolden (1984-89)  
Ken Reeves (1990)  
Fred Childress (1992)

## HISTORY

### JERSEY NUMBERS

---

Orlando Brown (1994-95, 1999)  
Ross Verba (2001)

#### 78

---

John Sandusky (1952-55)  
Art Hunter (1956)  
Willie McClung (1958-59)  
Gene Selawski (1960)  
Ed Nutting (1961)  
Frank Parker (1962-64, 1966-67)  
Bob McKay (1970-75)  
Mickey Sims (1977-79)  
Carl Hairston (1984-89)  
Rob Woods (1991)  
Dan Footman (1993-95)  
Tyrone Rogers (1999-2001)

#### 79

---

Jerry Helluin (1952-53)  
Don King (1954)  
Bob Gain (1954-64)  
Jim Battle (1966)  
Bob Oliver (1969)  
George Wright (1972)  
Gerry Sullivan (1974-81)  
Bob Golic (1982-88)  
Mike Rusinek (\*1987)  
Mike Graybill (1989)  
Dustin Quinton (##1991)  
Scott Rehberg (1999)  
Noel LaMontagne (2000)  
DeVone Claybrooks (2001)

#### 80

---

Al Akins (1946)  
Bob Cowan (1947-48)  
Warren Lahr (1949-51)  
Len Ford (1952-57)  
Dick Schafrath (1959)  
Jim Marshall (1960)  
Bill Glass (1962-68)  
Joe Jones (1970-71, 1973)  
Willie Miller (1975-76)  
Lawrence Williams (1977)  
Willis Adams (1979-85)  
Terry Greer (1986)  
Chris Kelley (\*1987)  
Chris Dressel (#1988)  
Vernon Joines (1990)  
Lynn James (1991)  
Danny Peebles (1991)  
Shawn Collins (1992)  
Tom McLemore (1993-94)  
Andre Rison (1995)  
Ronnie Powell (1999)  
Aaron Shea (2000-2001)

#### 81

---

Leon Clarke (1960-62)  
Jim Garcia (1965)  
Jack Gregory (1967-71, 1979)  
Nick Roman (1972-74)  
Oscar Roan (1975-78)  
Harry Holt (1983-86)  
Derek Tennell (\*1987, 1987-89)  
Scott Galbraith (1990-92)  
Michael Jackson (1994-95)  
Damon Gibson (1999)  
David Dunn (1999)  
Damon Dunn (1999)  
Lenzie Jackson (2000)  
Quincy Morgan (2001)

#### 82

---

Bill Lund (1946-47)  
Tommy James (1948-51)  
George Young (1952-53)  
Carlton Massey (1954-56)  
Frank Clarke (1957-59)  
Jim Houston (1960-72)  
Tim George (1974)  
Ozzie Newsome (1978-90)  
Irv Smith (1999)  
David Patten (2000)  
Rickey Dudley (2001)

#### 83

---

Darrel Brewster (1952)  
Doug Atkins (1953-54)  
Chuck Weber (1955-56)  
A.D. Williams (1960)  
Johnny Brewer (1961-67)  
Chip Glass (1969-73)  
Jubilee Dunbar (1974)  
Ricky Feacher (1976-84)  
Glenn Young (1984)  
Fred Banks (1985)  
Glenn Young (1987-88)  
Donnie Echols (\*1987)  
Ray Butler (#1989)  
Leo Lewis (1990)  
Eugene Rowell (1990)  
Arthur Cox (1991)  
Darryl Ingram (1991)  
Mark Bavaro (1992)  
Mark Carrier (1993-94)  
Michael Bates (1995)  
Mark Campbell (1999-2000)

#### 84

---

Ray Terrell (1946-47)  
Ken Carpenter (1950-51)  
Horace Gillom (1952-56)

Jim Ray Smith (1956)  
 Bill Quinlan (1957-58)  
 Paul Wiggin (1959-67)  
 Marvin Upshaw (1968-69)  
 Bob Briggs (1971-73)  
 Jim Thaxton (1974)  
 Gary Parris (1975-78)  
 McDonald Oden (1980-82)  
 Glenn Young (1984)  
 Duriel Harris (1984)  
 Webster Slaughter (1986-91)  
 Keith Tinsley (\*1987)  
 Rico Smith (1992-95)  
 Darrin Chiaverini (1999-2000)  
 Andre King (2001)

### 85

Don Greenwood (1946-47)  
 Ara Parseghian (1948-49)  
 Ken Gorgal (1950)  
 Charley Ferguson (1961)  
 Clifton McNeil (1964-67)  
 Homer Jones (1970)  
 Frank Pitts (1971)  
 Paul Staroba (1972)  
 Ken Smith (1973)  
 Dave Logan (1976-83)  
 Bruce Davis (1984)  
 Clarence Weathers (1985-88)  
 David Verser (\*1987)  
 Ray Williams (\*1987)  
 Lawyer Tillman (1989, 1992-93)  
 Derrick Alexander (1994-95)  
 Kevin Johnson (1999-2001)

### 86

Lewis Mayne (1947)  
 Dub Jones (1948-51)  
 Dante Lavelli (1952-56)  
 Paul Wiggin (1957-58)  
 Bill Howton (1959)  
 Gern Nagler (1960-61)  
 Gary Collins (1962-71)  
 Gerald Irons (1976-79)  
 Dan Fulton (1981-82)  
 Brian Brennan (1984-91)  
 Terry Bell (\*1987)  
 Patrick Rowe (1992-93)  
 Patrick Newman (1994)  
 Walter Reeves (1995)  
 Leslie Shepherd (1999)  
 Dennis Northcutt (2000-01)

### 87

Fred Murphy (1960)

Tom Hutchinson (1963-65)  
 Eppie Barney (1967-68)  
 Rich Jackson (1972)  
 Curtis Weathers (1979-81)  
 Tim Stracka (1983-84)  
 Travis Tucker (1985-87)  
 Clayton Buford (\*1987)  
 Ron Middleton (1989)  
 John Talley (##1989, 1990-91)  
 Jamie Holland (1992)  
 Keenan McCardell (1992-95)  
 Zola Davis (1999)  
 Damon Dunn (2000)  
 O.J. Santiago (#2000, 2001)

### 88

Bob Steuber (1946)  
 Mac Speedie (1952)  
 Darrel Brewster (1952-58)  
 Rich Kreitling (1959-63)  
 Ron Duncan (1967)  
 Ron Snidow (1968-72)  
 Steve Holden (1973-76)  
 John Smith (1979)  
 Rocky Belk (1983)  
 Darryl Lewis (1984)  
 Reggie Langhorne (1985-91)  
 Harold Stanfield (\*1987)  
 Brian Kinchen (1991-95)  
 Ryan Collins (1999)  
 James Dearth (##1999)  
 JaJuan Dawson (2000-01)

### 89

Milt Morin (1966-75)  
 Keith Wright (1978-80)  
 Bobby Jones (1983)  
 Preston Brown (1984)  
 John Jefferson (1985)  
 Gerald McNeil (1986-89)  
 Louis Watson (\*1987)  
 Mike Oliphant (1990-91)  
 Pete Holohan (1992)  
 Steve Dark (##1993)  
 Walter Reeves (1994-95)  
 Harold Bishop (1995)  
 Randy Palmer (1999)  
 Bobby Brown (2000)  
 Jammi German (2001)  
 Jake Moreland (2001)

### 90

Edgar Jones (1946-49)  
 Rex Bumgardner (1950-51)  
 Reggie Craig (1977)

## HISTORY

### JERSEY NUMBERS

---

Marshall Harris (1980-82)  
Ralph Malone (1986)  
Rob Burnett (1990-95)  
James Williams (1999)  
Keith McKenzie (2000-01)

#### 91

---

Henry Bradley (1979-82)  
Sam Clancy (1985-88)  
Darryl Sims (\*1987)  
Rick Aeilts (##1989)  
John Thornton (1991)  
Marcus Spriggs (1999-2000, #2001)

#### 92

---

Tom Colella (1946-48)  
Les Horvath (1949)  
Dom Mosselle (1950)  
Rich Dimler (1979)  
Mike Robinson (1981-82)  
Dave Butler (\*1987)  
Michael Dean Perry (1988-94)  
Tau Papua (#1995)  
Roy Barker (1999)  
Courtney Brown (2000-01)

#### 93

---

Ron Crews (1980)  
Scott Cooper (\*1987)  
Mike Wise (1991)  
Jerry Ball (1993, 1999)  
Travis Hill (1994-95)  
Stalin Colinet (1999-01)  
Mark Smith (2001)

#### 94

---

Jim Dewar (1947)  
Dean Sensenbaugher (1948)  
Don Phelps (1950-51)  
Elvis Franks (1980-84)  
Robert Brannon (\*1987)  
Rusty Guilbeau (1987)  
Bob Buczkowski (1990)  
Frank Conover (1991)  
Bill Johnson (1992-94)  
Mike Frederick (1995)  
Derrick Alexander (1999)  
Gerard Warren (2001)

#### 95

---

James White (#1985)  
Marlon Jones (1987-89)  
Calvin Wallace (\*1987)  
Rick Lyle (1994, #1995)  
Jamir Miller (1999-2001)

#### 96

---

Don Shula (1951)  
Reggie Camp (1983-87)  
Andrew Stewart (1989)  
James Jones (1991-94)  
Mike Thompson (1999-2000)  
Greg Spires (2001)

#### 97

---

Tom Brown (1981-83)  
Mike Kovaleski (\*1987)  
Robert Banks (1989-90)  
Ernie Logan (1991-93)  
Romeo Bandison (#1994-95)  
Chad Eaton (#1995)  
Ryan Kuehl (1999-2001)

#### 98

---

Carl Taseff (1951)  
Aaron Moog (\*1987)  
Anthony Pleasant (1990-95)  
Arnold Miller (1999-2000)

#### 99

---

Fred Evans (1946)  
Bill Boedeker (1947-49)  
Keith Baldwin (1982-85)  
Darryl Sims (\*1987, 1987-88)  
Johnie Cooks (1991)  
Alvin Wright (1992)  
Rich McKenzie (1995)  
Hurvin McCormack (1999)  
Orpheus Roye (2000-01)

### **BOLD CAPS DENOTES RETIRED NUMBERS**

\* Denotes replacement player during 1987 players' strike.

# On active roster, but did not play in a game.

## On practice squad, but did not play in a game.

# HISTORY

## HEAD COACHES' RECORDS

Years	Coach	League	Regular Season				Playoffs				Combined Record			
			W	L	T	%	W	L	T	%	W	L	T	%
1946-49	Paul Brown	AAFC	47	4	3	.922	5	0	0	1.000	52	4	3	.929
1950-62	Paul Brown	NFL	111	44	5	.716	4	5	0	.444	115	49	5	.701
1946-62	Paul Brown	NFL/AAFC	158	48	8	.767	9	5	0	.643	167	53	8	.759
1963-70	Blanton Collier	NFL	76	34	2	.691	3	4	0	.429	79	38	2	.675
1971-74	Nick Skorich	NFL	30	24	2	.556	0	2	0	.000	30	26	2	.536
1975-77	Forrest Gregg	NFL	18	23	0	.439	0	0	0	.000	18	23	0	.439
1977	Dick Modzelewski *	NFL	0	1	0	.000	0	0	0	.000	0	1	0	.000
1978-84	Sam Rutigliano	NFL	47	50	0	.485	0	2	0	.000	47	52	0	.475
1984-88	Marty Schottenheimer	NFL	44	27	0	.620	2	4	0	.333	46	31	0	.597
1989-90	Bud Carson	NFL	11	13	1	.458	1	1	0	.500	12	14	1	.462
1990	Jim Shofner *	NFL	1	6	0	.143	0	0	0	.000	1	6	0	.143
1991-95	Bill Belichick	NFL	36	44	0	.450	1	1	0	.500	37	45	0	.451
1999-00	Chris Palmer	NFL	5	27	0	.156	0	0	0	.000	5	27	0	.156
2001	Butch Davis	NFL	7	9	0	.438	0	0	0	.000	7	9	0	.438
Team Totals in NFL			386	302	10	.561	11	19	0	.367	397	321	10	.553
Team Totals in AAFC			47	4	3	.922	5	0	0	1.000	52	4	3	.929
Team Totals in NFL/AAFC Combined			433	306	13	.586	16	19	0	.457	449	325	13	.580

\* Interim Head Coaches

### ASSISTANT COACHES (1946-95, 1999-2002)

Ernie Adams - 1991-95	Walt Corey - 1975-77
Dave Adolph - 1979-84, 1986-88	Bill Cowher - 1985-88
Bruce Arians - 2001-02	Romeo Crennel - 2000
Phil Banko - 2001-02	Steve Crosby - 1985, 1991-95
Jim Bates - 1991-93, 1995	John David Crow - 1972-73
Raymond Berry - 1976-77	Joe Daniels - 1983-84
Tom Bettis - 1985	Billy Davis - 1999
Paul Bixler - 1954-62	Charlie Davis - 1986-87
Don Blackmon - 1991	Rod Dowhower - 1994
Todd Bowles - 2001-02	Bill Edwards - 1947-48
Zeke Bratkowski - 1990	Dick Evans - 1960-63
Ray Braun - 1988	Weeb Ewbank - 1949-53
Chuck Bresnahan - 1994-95	Jon Fabris - 2000
John Brickels - 1946-48	Mike Faulkner - 1990
Howard Brinker - 1952-73	Foge Fazio - 2001-02
Clarence Brooks - 1999	Kirk Ferentz - 1993-95
Buck Buchanan - 1978	Len Fontes - 1980-82
Jacob Burney - 1994-95	Dick Gallagher - 1947-49, 1955-59
Jerry Butler - 1999-2000	Pete Garcia - 2001-02
Keith Butler - 1999-2002	Jim Garrett - 1978-84
Pete Carmichael - 2000	Doug Gerhart - 1975
Pete Carmichael Jr. - 2000	Forrest Gregg - 1974
Blanton Collier - 1946-53, 1962, 1975-76	Al Groh - 1992
William (Red) Conkright - 1946	Lou Groza - 1968-69

# HISTORY

## ASSISTANT COACHES (1946-95, 1999-2002)

---

Paul Hackett - 1981-82  
Steve Hagen - 2001-02  
Ray Hamilton - 2001-02  
Fritz Heisler - 1946-70  
Pat Hill - 1993-95  
Jerry Holmes - 1999-2000  
John Hufnagel - 1999-2000  
Jed Hughes - 1989  
Rod Humenuik - 1975-82  
Hal Hunter - 1989-92  
Lindy Infante - 1986-87  
Stan Jones - 1989-90  
William (Dub) Jones - 1963-67  
Tim Jorgensen - 1999-2001  
Howard Keys - 1970-71  
Joe Kim - 2000  
Billy Kinard - 1976-77  
Rich Kotite - 1978-82  
Greg Landry - 1985  
Paul Lanham - 1989-90  
Dale Lindsey - 1974  
Dick MacPherson - 1978-80  
Eric Mangini - 1995  
Richard Mann - 1985-93  
Richie McCabe - 1971-75  
Todd McNair - 2001-02  
Mark Michaels - 1999-2000  
Creighton Miller - 1946  
John Mitchell - 1991-93  
Dick Modzelewski - 1968-77  
Buddy Morris - 2002  
Howard Mudd - 1983-88  
Bob Nussbaumer - 1966-71  
Scott O'Brien - 1991-95  
Tom Olivadotti - 1985-86  
Chuck Pagano - 2001-02  
Bob Palcic - 1999  
Joe Pendry - 1985-88  
Ray Perkins - 1999-2000  
John Petercuskie - 1978-84  
Rob Phillips - 2001-02  
Mike Pitts - 2000  
Fran Polsfoot - 1972-74  
Joe Popp - 1989-90  
Dick Portee - 1999  
Tom Pratt - 1981-88  
Ray Prochaska - 1971-72  
Dan Radakovich - 1989-90  
Dave Redding - 1982-88  
Terry Robiskie - 2001-02  
Jerry Rosburg - 2001-02  
Keith Rowen - 1984  
Nick Saban - 1991-94  
Phil Savage - 1991-93  
Joe Scannella - 1982-84  
Kurt Schottenheimer - 1987-88  
Marty Schottenheimer - 1980-84  
George Sefcik - 1975-77, 1989-90  
John Settle - 1995  
Mike Sheppard - 1993-95  
Jim Shofner - 1978-80, 1990  
Jerry Simmons - 1991-95  
Nick Skorich - 1964-70  
Bob Slowik - 1999  
Ariil Smith - 1999  
Carl Smith - 2001-02  
Jerry Smith - 1973  
Tom Spann - 1995  
Tony Sparano - 1999-2000  
Kevin Spencer - 1991-94  
Mike Sullivan - 2001-02  
Al Tabor - 1972-77  
Lionel Taylor - 1989-90  
Timmy Temerario - 1950-51  
John Teerlinck - 1989-90  
Gary Tranquill - 1991-93  
Marc Trestman - 1988-89  
Ed Ulinski - 1954-70  
Jim Vecchiarella - 1990  
Rick Venturi - 1994-95  
Bob Voigts - 1946  
Darwin Wallis - 1983-88  
Larrye Weaver - 1983  
Chuck Weber - 1978-79  
Ken Whisenhunt - 1999  
Woody Widenhofer - 1993-94  
Jerry Williams - 1971  
Dick Wood - 1974  
Gary Wroblewski - 1989-90  
Larry Zierlein - 2001-02



**1950**

1. Carpenter, Ken (HB) Oregon State; 2a. Sandusky, John (OT/DT) Villanova (choice acquired from Detroit for rights to HB Doak Walker, drafted by Browns in 1949); 2b. Martin, Jim (OE/OT) Notre Dame; 3. Robinson, Jimmy Joe (HB) Pittsburgh; 4. Wilson, Bob "Red" (C/OE) Wisconsin; 5. Phelps, Don "Dopey" (HB) Kentucky; 6. Gorgal, Ken (QB) Purdue; 7. Carter, Win (FB) Missouri; 8. Frizzell, Russ (T) Tulsa; 9. Duncan, Jim (OE) Wake Forest and Duke; 10. O'Pella, Frank (HB/LB) William & Mary; 11. Plotz, Bob (G) Pittsburgh; 12. Cole, Emerson (FB) Toledo; 13. Wright, Rupe (G) Baylor; 14. Harrington, Packard (C) St. Mary's; 15. Meland, Ted (G) Oregon; 16. King, William "Art" (G) Ball State; 17. McKinney, Hal (G) Missouri Valley; 18. Travue, Joe (HB) Louisville; 19. Songin, Ed "Butch" (QB) Boston College; 20. Hackney, John (G) Murray State; 21. Vogts, Leroy (OG) Washington U. (St. Louis); 22. Dowling, Jim (G) Santa Clara; 23. Moselle, Dom (HB) Superior State; 24. Woodland, Jack (HB) Bowling Green; 25. Brasher, Jim (C) Maryland; 26. Toogood, Charley (T) Nebraska; 27. Gray, Dick (HB) Oregon State; 28. Pyle, Billy (HB) Texas; 29. Schnelker, Bob (E) Bowling Green; 30. Massey, Jim (HB) Detroit.

**1951**

1. Konz, Kenny (HB/S) LSU; 2. Curtis, Ernest "Bucky" (OE) Vanderbilt; 3. Helluin, Jerome (T) Tulane; 4a. Oristaglio, Bob (FL) Pennsylvania (choice acquired from San Francisco as payment for E Gordon Soltau); 4b. Smith, Bob (FB) Texas A&M (choice acquired from Green Bay for HB/DB Bill Boedecker); 4c. Donovan, Artie (T) Boston College; 5. Loomis, Ace (B) LaCrosse State; 6. Rogas, Dan (G) Tulane; 7a. Holdash, Irving (C) North Carolina (choice acquired from New York Yankees for John Yonakor); 7b. Michaels, Walt (HB) Washington & Lee; 8a. Clark, Max (HB) Houston (choice acquired from Green Bay for QB Tom O'Malley); 8b. Spinney, Art (E) Boston College; 9a. Toler, Burrell (G) San Francisco (choice acquired from Detroit for E Jim Duncan); 9b. Shula, Don (DB) John Carroll; 10. Gierula, Chet (G) Maryland; 11. Custis, Bernie (B) Syracuse; 12a. Seillers, Milan (HB) Florida State (choice acquired from Detroit Lions for FB Chuck Schroll); 12b. Kirtley, Stew (E) Morehead State; 13. Voskuhl, Bob (C) Georgetown College (Ky.); 14. Cernoch, Rudy (T) Northwestern; 15. Skibinski, Joe (G) Purdue; 16. Pasky, Ed (QB) South Carolina; 17. Kane Leroy (HB) Dayton; 18. De Roin, Rube (C) Oklahoma A&M; 19. Solari, Ray (G) California; 20. Crocher, Jack (B) Tulsa; 21. Stone, Ray (E) Texas; 22. Taseff, Carl (FB) John Carroll; 23. Champion, Johnny (HB) SMU; 24. Benner, Wayne (HB) Florida State; 25. Knispel, John (T) LaCrosse State; 26. Williams, Fred (T) Arkansas; 27. Jones, Jack (HB) Livingston State; 28. Thrift, Roger (HB) East Carolina; 29. Driver, Bill (QB) Florida State; 30. Averno, Sisto (G) Muhlenberg.

**1952**

1a. Rechichar, Bert (DB) Tennessee (choice acquired from Detroit for E/T Jim Martin); 1b. Agganis, Harry (QB) Boston U.; 2. Hughes, Bill (LB) Michigan State; 3a. Klosterman, Don (QB) Loyola (Calif.) (choice acquired from New York Yankees); 3b. Campanella, Joe (DT) Ohio State; 4a. Renfro, Ray (HB) North Texas State; 4b. Costa, Elmer (T) North Carolina State; 5. Jankovich, Kever (E) College of Pacific; 6. Shields, Burrell (DB) John Carroll; 7. Pace, John (T) Mississippi State; 8a. Williams, Stan (E) Baylor (choice acquired from New York Yankees); 8b. Forester, Herschel (G) SMU; 9. Finnell, Bob (B) Xavier; 10. Ribiero, Pat (T) College of Pacific; 11. Logan, Dick (T) Ohio State; 12. Thompson, Roy (B) Florida State; 13. Cosgrove, Tom (C) Maryland; 14. Ruzich, Steve (G) Ohio State; 15. Alpin, Holland (E) Tampa U.; 16a. Neathery, Herb (HB) Illinois (choice acquired from Detroit); 16b. Rowland, Ed (T) Oklahoma; 17. Schatz, Stewart (T) Penn State; 18. Mirchi, Ken (G) Santa Clara; 19a. Talarico, Sam (T/G) Indiana (choice acquired from San Francisco); 19b. Maccioli, Mike (B) Purdue; 20. Brandenberry, Bob (B) Kansas; 21. Calhoun, Dick (DT) Baylor; 22. Johnson, Howard "Corky" (T) Santa Barbara State; 23a. Greene, Don (T) Miami (Ohio); 23b. Robertson, Bobby (HB/P) Indiana; 24. Wren, Lowe "Junior" (B) Missouri; 25. Reddell, Billy (B) Florida; 26. Vernasco, Joe (E) Illinois; 27. Maletzky, Bill (G) Maryland; 28. Pietro, John (G) Brown; 29. Klevay, Walt (B) Ohio State; 30. Saban, John (FB) Xavier.

# HISTORY

## DRAFT CHOICES

### 1953

1. Atkins, Doug (DT) Tennessee; 2. Reynolds, Billy (HB) Pittsburgh; 3a. Bruney, Fred (HB) Ohio State; 3b. Donaldson, Gene (G) Kentucky (choice acquired from Detroit Lions for B Robert Smith); 4a. Hietikko, Jim (T) Ohio State (choice acquired from Dallas Texans for QB Don Klosterman); 4b. Tamburo, Dick (C/LB) Michigan State; 5. Van Doren, Bob (E) Southern California; 6. Steinbrunner, Don (C/LB) Washington State; 7. Filipski, Gene (B) Army and Villanova; 8. Massey, Carlton (E) Texas; 9. McNamara, Bob (E) Minnesota; 10. Natali, Elmo (FB) California State (Pa); 11. Hilinski, Dick (T) Ohio State; 12. Willhoite, Elmer (G) Southern California; 13. Fiss, Galen (LB) Kansas; 14. Nagler, Gern (E) Santa Clara; 15. Carson, Johnny (E) Georgia; 16. Kuykendall, Eric (FB) Illinois; 17. Bean, George (B) Utah; 18. Batten, Dick (T) College of Pacific; 19. Cain, Tom (G) Colorado; 20. Noll, Chuck (T) Dayton; 21. Crockett, Bill (G) Rice; 22. Looper, Byrd (B) Duke; 23. Kent, Ronnie (B) Tulane; 24. Labenda, John (T) Wittenberg; 25. Ellis, Jim (B) Michigan State; 26. Hoag, Charley (B) Kansas; 27. Sisco, Jack (C) Baylor; 28. Verkirk, Ray (T) North Texas State; 29. Hobson, Clell (B) Alabama; 30. Myers, Andy (G) Tennessee.

### 1954

Bonus Selection: Garret, Robert (QB) Stanford. 1. Bauer, John (G) Illinois; 2. Hanulak, Chester "Chet" (HB) Maryland; 3. Bassett, Maurice (FB) Langston U; 4. Hilgenberg, Jerry (C) Iowa; 5. Lucky, William (T) Baylor; 6a. Smith, James (T) Baylor (choice acquired from Baltimore for C Tom Cosgrove); 6b. Jenkins, Asa (FB) Toledo; 7. Miller, Donald (HB) SMU; 8a. Barbish, William (HB) Tennessee (choice acquired from San Francisco for DB Fred Bruney); 8b. Harris, Charles (HB) Georgia; 9. Jones, Thomas (HB) Miami (Ohio); 10a. Goss Donald (G) SMU (choice acquired from San Francisco for T/E Bob Van Doren); 10b. Pagna, Thomas (HB) Miami (Ohio); 11. Schuebel, Max (T) Rice; 12. Bruenich, Thomas (T) Maryland; 13. Cummins, George (LB) Tulane; 14. Head, James (FB) Iowa; 15. Lyssy, Chester (B) Hardin-Simmons; 16. Raidel, Richard (G) Kent State; 17. Chapman, Howard (T) Florida; 18. Wohrman, William (B) South Carolina; 19. Taylor, John (C) Austin; 20. Pierce, Hugh (C) North Carolina State; 21. Baughman, James (G) Illinois; 22. Caudle, Lloyd (B) Duke; 23. Mischak, Robert (E) Army; 24. Grambling, John (QB) South Carolina; 25. Hughes, Thomas (T) VPI; 26. Lundy, Joseph (G) Kansas; 27. Mapp, John (B) VMI; 28. Vergara, Vincent (B) Syracuse; 29. Carter, Troy (B) VMI.

### 1955

1. Burris, Kurt (C/LB) Oklahoma; 2. Renfro, Weldon "Dean" (HB) North Texas State; 3a. Hall, John (DT/LB) Iowa (choice acquired from Chicago Bears with B Fred Morrison for B Harry Jagade); 3b. Freeman, Bob (QB) Auburn; 4a. Reynolds, Paul (HB) Notre Dame (choice acquired from Green Bay for T Jerome Helluin); 4b. Palumbo, Sam (DT/LB) Notre Dame; 5. Dandoy, Aramis (HB) USC; 6. Bolden, Leroy (HB) Michigan State; 7. Locklear, Jack (C/LB) Auburn; 8. (choice traded to Detroit for E Marion Gaskin); 9. Ford, Henry (HB) Pittsburgh; 10. Dillon, Glen (OE) Pittsburgh; 11. Knebel, Eric (T) SMU; 12. Eaton, Jack (T) New Mexico; 13. Borton, John (QB) Ohio State; 14. Robinson, Fred (G) Washington; 15. Smith, Bob (HB) Nebraska; 16. Suchy, Don (C) Iowa; 17. Leonard, Bob (FB) Purdue; 18. Champlin, Steve (T) Oklahoma; 19. Ebert, Tom (E) Kansas State; 20. Proctor, William (T) Florida State; 21. Spinks, Richard (HB) Texas Tech; 22. Stone, Gerald (T) Southeast Louisiana; 23. Greer, James (E) Elizabeth City; 24. Matsock, John (HB) Michigan State; 25. Lindo, Ernie (HB) College of Pacific; 26. Fife, Don (C) Purdue; 27. Baldwin, Bobby (B) Sam Houston State; 28. Tokus, Ed (E) Georgia; 29. Robinson, Tex (HB) Temple; 30. Leachman, Lamar (C) Tennessee.

### 1956

1. Carpenter, Preston (HB) Arkansas; 2. Kinard, Billy (DB) Mississippi; 3a. Ross, Larry (E) Denver (choice acquired from Chicago with Bears' 6th choice for DT Doug Atkins and QB Ken Gorgal); 3b. Quinlan, William (E) Michigan State; 4. Moss, Bob (HB) West Virginia; 5. Clarke, Frank (E) Colorado; 6a. Plunkett, Sherman (E) Maryland State (choice acquired from Chicago with Bears' 3rd choice for DT Doug Atkins and QB Ken Gorgal); 6b. Wiggin, Paul (T) Stanford; 7. Griffith, Charles (E) USC; 8. Hellyer, Len (HB) Marshall; 9. Hecker, Jack (OE) Bowling Green; 10. Rayburn, Ed (T) Rice; 11. Underdunk, William (T) West Virginia; 12. Javernick, Harry (T) Colorado; 13. Furey, Jim (C) Kansas State; 14. Sidwell, Charles (B)

William & Mary; 15. Davis, Willie (G) Grambling; 16. Cooper, Thurlow (E) Maine; 17. West, Ed (QB) North Carolina; 18. Carroll, Harold (FB) Western Reserve; 19. Sebest, John (B) E. Kentucky and Pittsburgh; 20. Mobra, Joe (E) Oklahoma; 21. Kapish, Eugene (E) Notre Dame; 22. Brown, Samuel (HB) UCLA; 23. Althouse, Don (E) Syracuse; 24. Hughes, Jim (G) San Jose State; 25. Davenport, Bob (FB) UCLA; 26. Kammerman, Jack (E) Utah; 27. Dwyer, Ed (E) Purdue; 28. Sparks, Oliver (G) Iowa State; 29. Bajtos, John (E) Northwestern and Vanderbilt; 30. Bartholomew, Robert (T) Wake Forest.

**1957**

1. Brown, Jim (FB) Syracuse; 2. Plum, Milt (QB) Penn State; 3. Walker, George (QB) Arkansas; 4. Camera, Paul (OE) Stanford; 5a. Jordan, Henry (OT) Virginia (choice acquired from Green Bay for HB Chester Lyssy); 5b. Campbell, Milt (HB) Indiana; 6a. Amstutz, Joe (C) Indiana (choice acquired from Green Bay for T George Cummins); 6b. Martin, Harley (T) California; 7a. Hickerson, Gene (OT) Mississippi; 7b. Rotunno, Mike (C) Michigan (Chicago Cardinals' choice acquired from N.Y. Giants for B Gene Filipiski); 8. Gillis, Dan (C) Rice; 9. Comstock, Don (B) Alabama; 10. Reinhart, Robert (QB) San Jose State; 11. Cummings, William (T) Ohio State; 12. Spitzenberger, Rudy (G) Houston; 13. Sansom, Jerry (E) Auburn; 14. Feller, Don (B) Kansas; 15. Kaiser, Dave (E) Michigan State; 16. Bayuk, John (B) Colorado; 17. Tamburello, Frank (QB) Maryland; 18. Torczon, Laverne (G) Nebraska; 19. Ploen, Kenneth (QB) Iowa; 20. Stillwell, Jack (E) North Carolina; 21. Juneau, Curry (E) Mississippi Southern; 22. Winters, Bob (B) Utah State; 23. Frazer, Jim (T) Hampden-Sydney; 24. Napoleon, Allen (B) Stanford; 25. Dimitroff, Tom (QB) Miami (Ohio); 26. Bliss, Allen (E) Miami (Ohio); 27. Okulovich, Andy (QB) Ohio State; 28. Cockrell, Gene (T) Hardin-Simmons; 29. Trozzo, William (T) West Virginia; 30. McKiever, Bob (B) Northwestern.

**1958**

1. Shofner, Jim (DB) TCU; 2. Mitchell, Charles (G) Florida; 3a. (Brown's choice traded to Chicago Bears for QB James Haluska); 3b. Guy, Melvin (T) Duke (choice acquired from Detroit for C Frank Gatski); 4. Ninowski, Jim (QB) Michigan State; 5a. Funston, Farrell (OE) College of Pacific; 5b. Gibbons, Jim (OE) Iowa (choice acquired from Detroit with RB Lew Carpenter for LB Roger Zatkoff); 6. Wulff, James (HB) Michigan State; 7. Mitchell, Bob (HB) Illinois; 8. Lattimore, Bert (E) Duke; 9. Parrish, Bernie (DB) Florida; 10. Russavage, Leo (T) North Carolina; 11. Bowermaster, Russ (OE) Ohio State; 12. Brodhead, Robert (QB) Duke; 13. Williams, Hal (B) Miami (Ohio); 14. Miller, Ken (T) TCU; 15. Hoelscher, Howard (FB) Rice; 16. Cornelison, Jerry (T) SMU; 17. Osborn, Roddy (HB) Texas A&M; 18. Johnson, Alvin Peter (T) Idaho; 19. Brown, Ed (G) Arizona; 20. Serieka, Edward (B) Xavier; 21. Martin, William (E) Iowa State; 22. Renn, Robert (HB) Florida State; 23. Verkey, Dan (T) Washington State; 24. O'Connor, Jim (T) Marshall College; 25. Peters, Robert (HB) Baylor; 26. Thompson, Frank (T) Wake Forest; 27. Thelan, Dave (HB) Miami (O.); 28. Boykin, William (T) Michigan State; 29. Czapl, Frank (T) Missouri; 30. Svendsen, Bernard (C) Minnesota.

**1959**

1. Kreitling, Rich (OE) Illinois; 2. Schafrath, Dick (OT) Ohio State; 3. O'Brien, Francis (OT) Michigan State; 4a. Prahst, Gary (OE) Michigan (choice acquired from Green Bay for E Len Ford); 4b. Lloyd, Dave (C) Georgia; 5a. Wooten, John (G) Colorado (choice acquired from Detroit for E Jim Gibbons); 5b. LeBeau, Dick (DB) Ohio State; 6a. Prestel, James (T) Idaho (choice acquired from New York for G Bob Mischak); 6b. Denton, Bob (DE) College of Pacific; 7. Miller, Gene (T) Rice; 8a. Ptacek, Robert (QB) Michigan (choice acquired from Chicago Cardinals for C Don Gillis); 8b. (choice traded to Green Bay for E Dick Deschaine); 9. Wilson, Kirk (P/K) UCLA; 10. Zeman, Robert (B) Wisconsin; 11. King, Gerald (G) Kent State; 12. Palandrani, Francis (T) North Carolina State; 13. Reese, Ray (LB) Bowling Green; 14. Dubenion, Elbert (HB) Bluffton; 15. Salwocki, Tom (C) Pittsburgh; 16. Caleb, Jamie (B) Grambling; 17. Schmittan, Homer (E) Tennessee Tech; 18. Hill, Ed (G) Miami (Ohio); 19. Schroeder, Joe (T) Xavier; 20. McClain, Albert (T) Shaw; 21. Fraser, James (G) Wisconsin; 22. Wenzel, Joe (E) Lehigh; 23. Gardner, Jim (T) Duke; 24. Goings, Russ (G) Xavier; 25. Spycholski, Ernie (T) Ohio State; 26. Floyd, Homer (B) Kansas; 27. Baker, Larry (T) Bowling Green; 28. Abodie, Pete (E) Tulane; 29. Nietupolski, Ronald (T) Illinois; 30. Ketchie, Carl (B) Washington State.

### 1960

1. Houston, Jim (E) Ohio State; 2a. Stephens, Larry (DT) Texas (choice acquired from Pittsburgh with Steelers' 5th choice for E Darrel Brewster); 2b. Gault, Prentice (FB) Oklahoma; 3. Fichtner, Ross (B) Purdue; 4a. Brewer, John (E) Mississippi (choice acquired from Green Bay for HB Robert Freeman); 4b. Marshall, Jim (DT) Ohio State; 5a. Jarus, Bob (FB) Purdue (choice acquired from Green Bay for T Henry Jordan); 5b. (Browns' choice traded to Pittsburgh with E Darrel Brewster for Steelers' 2nd choice); 6. Khayat, Robert (G) Mississippi; 7. Anderson, Taz (FB) Georgia Tech; 8. White, Bob (B) Ohio State; 9. Burford, Chris (E) Stanford; 10. Washington, Clyde (HB) Purdue; 11. Franklin, Bob (QB) Mississippi; 12. Mostardi, Rich (B) Kent State; 13. Grecni, Rich (C) Ohio U.; 14. Dumbauld, Bill (T) West Virginia; 15. Watkins, Thomas (HB) Iowa State; 16. Waldon, James (QB) Wyoming; 17. Coleman, Lovell (B) Western Michigan; 18. Hanlon, Jack (B) Pennsylvania; 19. Campbell, Jack (E) Toledo; 20. Nelson, Bob (C) Wisconsin.

### 1961

1a. Crespino, Robert (E) Mississippi (choice acquired from Detroit with LB Robert Long for QB Jim Ninowski); 1b. (Browns' choice traded to Dallas for T Paul Dickson and Dallas' 1st draft choice in 1962); 2. Nutting, Edward (T) Georgia Tech; 3. (Browns' choice traded to Los Angeles for T Gene Selawski); 4. Brown, John (T) Syracuse; 5. Lucci, Mike (C) Tennessee; 6a. Parker, Frank (T) Oklahoma State (choice acquired from Detroit for T William McClung); 6b. (Browns' choice traded to St. Louis for E Don Fleming); 7. Powell, Preston (B) Grambling; 8a. Frongillo, John (T) Baylor; 8b. Cox, Fred (HB) Pittsburgh (choice acquired from Green Bay for FB Robert Jarus); 9. Gibbs, Jake (QB) Mississippi; 10a. Wolff, Wayne (G) Wake Forest (choice acquired from Washington for HB Jim Wulff); 10b. Ericson, Ken (E) Syracuse; 11. Gault, Billy (B) TCU; 12. Lage, Richard (E) Lenoir-Rhyne; 13. Wilson, Jack (B) Duke; 14. Lohman, Phil (C) Oklahoma; 15. Taylor, Charles (B) Mississippi; 16. Shoals, Roger (T) Maryland; 17. Bird, Calvin (B) Kentucky; 18. Morris, Ed (T) Indiana; 19. Minihane, Robert (G) Boston U.; 20. Baker, Charles (T) Tennessee.

### 1962

1a. Collins, Gary (E) Maryland (choice acquired from Dallas along with T Paul Dickson for Browns' first choice in 1961); 1b. Jackson, Leroy (B) Western Illinois (rights to Jackson traded to Washington for Redskins' rights to Ernie Davis); 2a. Hinton, Charles (T) North Carolina College (choice acquired from Minnesota for T Jim Prestel, RB Jamie Caleb and Vikings #11 choice in 1962); 2b. Stephens, Sandy (QB) Minnesota; 3a. (Browns' choice traded to Dallas for G Duane Putnam); 3b. Furman, John (QB) Texas Western (choice acquired from Green Bay for QB John Roach); 4. Sczurek, Stan (G) Purdue; 5. Rivera, Henry (HB) Oregon State; 6. Tidmore, Sam (E) Ohio State; 7. Havlicek, John (E) Ohio State; 8. (Browns' choice traded to Detroit for DT Erroll Linden); 9. Dickerson, Charles (T) Illinois; 10a. Goerlitz, Gerald (C) Northern Michigan (choice acquired from Minnesota for T Robert Denton); 10b. White, Albert (B) Capital; 11a. Myers, Ronnie (E) Villanova (choice acquired from Minnesota along with #2 choice in 1962 for T Jim Prestel and RB Jamie Caleb); 11b. McNeil, Clifton (E) Grambling; 12. Stute, Ted (E) Ohio University; 13. Gardner, Frank (T) North Carolina College; 14. Shorter, Jim (B) Detroit; 15. Goosby, Tom (G) Baldwin-Wallace; 16. Biodrowski, Dennis (E) Memphis State; 17. Harlan, Herbert (E) Baylor; 18. Bishop, Sonny (G) Fresno State; 19. Anabo, John (QB) Fresno State; 20. Flatley, Paul (B) Northwestern.

### 1963

1. Hutchinson, Tom (E) Kentucky; 2. Kanicki, Jim (T) Michigan State; 3. (Browns' choice traded to Los Angeles with DT Larry Stephens and Browns' 6th choice for QB Frank Ryan and HB Tom Wilson); 4. Munsey, Bill (B) Minnesota; 5a. (Browns' choice traded to Pittsburgh for RB Charley Scales); 5b. Baker, Frank (B) Toledo (choice acquired from Detroit with RB Howard Cassidy and DE Bill Glass for RB Tom Watkins and DE Dave Lloyd); 6a. Borghetti, Ernest (T) Pittsburgh (choice acquired from Minnesota for DB Tom Franckhouser, OT Erroll Linden, WR Charlie Ferguson and K Fred Cox); 6b. Bloom, Tom (B) Purdue (Philadelphia's choice awarded to Cleveland for improper waiver procedure involving Howard Cassidy); 6c. (Browns' choice traded to Los Angeles with DT Larry Stephens and Browns' 3rd choice for QB Frank Ryan and HB Tom Wilson); 7. (Browns' choice traded to Green Bay for RB Ernie Green); 8. Sweeney, Walter (E)

Syracuse; 9. Raimey, Dave (B) Michigan; 10. Bobbitt, Jim (G) Michigan State; 11. Graham, Art (WR) Boston College; 12. Infante, Lindy (B) Florida; 13. Katterhenrich, Dave (B) Ohio State; 14. Faulkner, Staley (T) Texas; 15. Reade, Lynn (T) USC; 16. Kelly, Richard (OG) Georgia; 17. Anderson, Richard (E) Penn State; 18. Garvin, Bobby (T) Mississippi State; 19. Sherman, Gary (LB) Bowling Green; 20. Shaw, Steve (B) Vanderbilt.

**1964**

1. Warfield, Paul (WR) Ohio State; 2. Truax, Bill (TE) LSU; 3. (Browns' choice traded to Dallas for DT Ken Frost [choice later traded to Los Angeles by Cowboys]); 4. Shackelford, Don (T) U. of Pacific; 5. Klein, Richard (T) Wichita; 6. (Browns' choice traded to Dallas for G Andy Cvercko); 7. Odom, Sammy (LB) Northwest Louisiana; 8. Kelly, Leroy (HB) Morgan State; 9. Briscoe, John (LB) Arizona; 10a. Van Raaphorst, Richard (K) Ohio State; 10b. Robinson, Bobby (G) Mississippi (Pittsburgh's choice acquired from Minnesota for RB Tom Wilson); 11. Versprille, Edward (FB) Alabama; 12. Mitchell, Ed (T) Southern U; 13. Meehan, Bob (G) Syracuse; 14. Sieg, Terry (HB) Virginia; 15. Houtman, John (T) Michigan; 16. Williams, Sidney (E) Southern U; 17. Bartolameo, Larry (T) Western Michigan; 18. Lewis, Sherman (HB) Michigan State; 19. Higgins, Jim (G) Xavier; 20. Archer, Dave (T) Syracuse.

**1965**

1. (Browns' choice traded to San Francisco for G Ted Connolly); 2a. Garcia, James (T) Purdue (choice acquired from Chicago along with DB Lowell Caylor and Bears' 3rd choice for TE Rich Kreitling); 2b. Bussell, Gerry (HB) Georgia Tech (choice acquired from Los Angeles for TE Bill Truax); 2c. Johnson, Walter (DT) Los Angeles State; 3a. Scott, Robert "Bo" (HB) Ohio State (choice acquired from Chicago along with Bears' 2nd choice for DB Lowell Caylor for TE Rich Kreitling); 3b. Maples, Bob (C) Baylor; 4. (Browns' choice traded to Minnesota for DT Mike Bundra); 5. Irwin, Bill (T) Mississippi; 6a. Simkus, Arnold (T) Michigan (choice acquired from San Francisco for C Frank Morze); 6b. Aldredge, Corwyn (E) Northwest Louisiana; 7. Lindsey, Dale (LB) Western Kentucky; 8. Howell, Mike (QB) Grambling; 9. Lane, Gary (QB) Missouri; 10. Screen, Pat (QB) LSU; 11. Cordill, Olie (HB) Memphis State; 12. Canale, Justin (G) Mississippi State; 13. Pickett, Henry (HB) Baylor; 14. Simrell, Dan (QB) Toledo; 15. Gagner, Larry (T) Florida; 16. Anthony, Mel (FB) Michigan; 17. Boyette, John (T) Clemson; 18. Arrington, Dick (G) Notre Dame; 19. Orazen, Ed (G) Ohio State; 20. Goldberg, Frank (LB) Central Michigan.

**1966**

1. Morin, Milt (TE) Massachusetts; 2. Norton, Rick (QB) Kentucky; 3. (Browns' choice traded to N.Y. Giants for DB Erich Barnes [choice later traded to Green Bay]); 4. Duranko, Pete (DE) Notre Dame; 5a. Schultz, Randy (FB) Iowa State Teacher's (choice acquired from Detroit for OT Roger Shoals); 5b. Fulford, Dan (E) Auburn; 6a. Battle, James (DE) Southern U. (choice acquired from N.Y. Giants for DT Mike Bundra); 6b. Hoaglin, Fred (C) Pittsburgh; 7. Carter, Leroy (FL) Grambling; 8. Talaga, Tom (OT) Notre Dame; 9. Gregory, Jack (DE) Chattanooga; 10. Ledbetter, Monty (FL) Northwest Louisiana State; 11. Fire, Tony (DT) Bowling Green; 12. Czup, Rich (T) Nebraska; 13. Boudreaux, James (DT) Louisiana Tech; 14. Lammons, Pete (FL) Texas; 15. Ellis, Bob (DB) Massachusetts; 16. Ray, David (DB) Alabama; 17. Modzelewski, Gene (T) New Mexico State; 18. Harraway, Charlie (FB) San Jose State; 19. Singer, Karl (DT) Purdue; 20. Petro, Joe (DB) Temple.

**1967**

1. Matheson, Bob (LB) Duke; 2. Conjar, Larry (FB) Notre Dame; 3a. Cockroft, Don (K/P) Adams State (choice acquired from N.Y. Giants for DE Jim Garcia); 3b. Barney, Eppie (WR) Iowa State; 4a. Ward, Carl (HB) Michigan (choice acquired from Atlanta for RB Charley Scales); 4b. Taffoni, Joe (T) Tennessee Martin; 5. (Browns' choice traded to Dallas for G Joe Bob Isbell); 6. DeMarie, John (C) LSU; 7. House, Bill (DT) Youngstown; 8. Devrow, Bill (DB) Southern Mississippi; 9. Dowdy, Cecil (LB) Alabama; 10. Copeland, James (G) Virginia; 11. Sabatino, Bill (DE) Colorado; 12. Fowler, Charles (OT) Houston; 13. Andrews, Bill (LB) Southeast Louisiana; 14. Rogers, Floyd (DT) Clemson; 15. Williamson, Dennis (DB) Whitewater State; 16. Williams, Don (WR) Akron; 17. Davis, Ben (HB) Defiance.

# HISTORY

## DRAFT CHOICES

---

### 1968

1. Upshaw, Marvin (DE) Trinity (Tex.); 2. Garlington, John (LB) LSU; 3a. Olszewski, Harry (G) Clemson (choice acquired from Pittsburgh for OT John Brown and Steelers 10th-round choice in 1968); 3b. Morrison, Reece (HB) Southwest Texas State (choice acquired from Washington along with QB Dick Shiner for QB Jim Ninowski); 3c. (Browns' choice traded to Los Angeles for DB George Youngblood); 4. Meylan, Wayne (LB) Nebraska; 5a. Wempe, Mike (OT) Missouri; 5b. Jackson, Jackie (DB) Clemson (choice acquired from Baltimore for P David Lee); 6a. James, Nathan (DB) Florida A&M (choice acquired from N.Y. Giants for LB Vince Costello); 6b. (Browns' choice traded to Philadelphia for TE Ron Duncan); 7. Brady, Dale (HB) Memphis State; 8. Schoen, Tom (DB) Notre Dame; 9. Porter, David (DT) Michigan; 10a. Greer, James (DE) S.F. Austin (choice acquired from Pittsburgh along with Steelers' #3 choice in 1968 for OT John Brown); 10b. Mitchell, Alvin (DB) Morgan State; 11. Alcorn, Jim (QB) Clarion State; 12. Beutler, Tom (LB) Toledo; 13. Sellers, Terry (DB) Georgia; 14. Whipps, Edgar (FB) Jackson State; 15. Baxter, Bob (FL) Memphis State; 16. Sievert, Dick (DE) River Falls (Wis.); 17. McDuffie, Wayne (C) Florida State.

### 1969

1. Johnson, Ron (FB) Michigan; 2. (Browns' choice traded to Washington for DE Ron Snidow); 3a. Jenkins, Al (G) Tulsa (choice acquired from Philadelphia for RB Larry Conjar); 3b. Glass, Charles "Chip" (TE) Florida State; 4. Summers, Fred (DB) Wake Forest; 5. Hooker, Fair (FL) Arizona State; 6a. Adams, Larry (DT) Texas Christian (choice acquired from N.Y. Giants for QB Gary Lane); 6b. Righetti, Joe (DT) Waynesburg; 7. Sumner, Walt (DB) Florida State; 8. Reynolds, Chuck (C) Tulsa; 9. Kamzelski, Ron (DT) Minnesota; 10. Shelly, Greg (G) Virginia; 11. Jones, Dave (FL) Kansas State; 12. Davis, Dick (HB) Nebraska; 13. Boutwell, Tom (QB) Southern Mississippi; 14. Smaha, Jiggy (DT) Georgia; 15. Stevenson, Joel (TE) Georgia Tech; 16. Lowe, James (FL) Tuskegee; 17. Oliver, Bob (DE) Abilene Christian.

### 1970

1a. Phipps, Mike (QB) Purdue (choice acquired from Miami for WR Paul Warfield); 1b. McKay, Bob (T) Texas; 2a. Jones, Joe (DE) Tennessee State (choice acquired from New Orleans for LB John Brewer); 2. Sherk, Jerry (DT) Oklahoma State; 3. (Browns' choice traded to Dallas for QB Jerry Rhome); 4. Stevenson, Rickey (CB) Arizona; 5. Engel, Steve (HB) Colorado; 6. Cilek, Mike (QB) Iowa; 7. Wycinsky, Craig (G) Michigan State; 8. Davidson, Honester (S) Bowling Green; 9. Brown, Geoff (LB) Pittsburgh; 10. Yanchar, Bill (DT) Purdue; 11. Benner, Gene (WR) Maine; 12. Sanders, Jerry (K) Texas Tech; 13. Roberts, Larry (HB) Central Missouri; 14. Tharpe, Jim (LB) Lincoln (Mo.); 15. Homoly, Guy (CB) Illinois State; 16. Redebaugh, John (TE/K) Bemidji State; 17. Tabb, Charles (TE/RB) McMurray.

### 1971

1. Scott, Clarence (CB) Kansas State; 2. Cornell, Robert "Bo" (HB) Washington; 3a. Staroba, Paul (WR) Michigan; 3b. Hall, Charles (LB) Houston (choice acquired from Kansas City for DE Marvin Upshaw); 4. Pena, Robert "Bubba" (G) Massachusetts; 5. Brown, Stanley (WR) Purdue; 6a. Dieken, Doug (T) Illinois (choice acquired from Chicago for WR Eppie Barney); 6b. Dixon, Jay (DE) Boston U; 7. Jacobs, Bob (K) Wyoming; 8. Zelina, Larry (HB) Ohio State; 9. Levels, Wilmur (S) North Texas State; 10. Casteel, Steve (LB) Oklahoma; 11. Sikich, Mike (G) Northwestern; 12. Blanchard, Felix "Tony" (TE) North Carolina; 13. Jamula, Thad (T) Lehigh; 14. Kingrea, Rick (LB) Tulane; 15. Green, William "Bill" (CB) Western Kentucky; 16. Smith, David (WR) Mississippi State; 17. Dilon, Leo (C) Dayton.

### 1972

1. Darden, Thom (DB) Michigan; 2a. Brooks, Clifford (DB) Tennessee State; 2b. Sims, Lester (DE) Alabama (choice acquired from Miami for LB Bob Matheson); 3. (Browns' choice traded to L.A. Rams with G Joe Taffoni for T Mitch Johnson and Minnesota's 5th choice in 1972); 4. (Browns' choice traded to Kansas City along with Browns' 3rd choice in 1973 for WR Frank Pitts); 5a. Hunt, George (K) Tennessee; 5b. Kucera, Greg (HB) North Colorado (Minnesota's choice from Los Angeles with T Mitch Johnson for G Joe Taffoni and Browns' 3rd choice in 1972); 6. Forey, Leonard (G) Texas A&M; 7.

Wesley, Don (OT) Maryland State; 8. McKinnis, Hugh (HB) Arizona State; 9a. McKee, Larry (G) Arizona; 9b. Lefear, Billy (WR/RB) Henderson (Ark.) (choice acquired from Baltimore for LB Tom Beutler); 10. Mosier, Herschell (DT) Northwest Oklahoma; 11. Long, Mel (LB) Toledo; 12. Chapman, Bernard (DB) Texas-El Paso; 13. Sipe, Brian (QB) San Diego State; 14. Stewart, Ed (G) East Central Oklahoma; 15. McCullar, Jewell (LB) Chico State; 16. Wakefield, Richard (WR) Ohio State; 17. Portz, William (DB) Sterling, (Kansas).

### 1973

1a. Holden, Steve (WR) Arizona State (choice acquired from N.Y. Giants along with New England's 2nd choice for DE Jack Gregory and CB Freddie Summers); 1b. Adams, Pete (G) USC; 2a. Pruitt, Greg (HB) Oklahoma (New England's choice from New York with Giants' 1st choice for DE Jack Gregory and CB Freddie Summers); 2b. Steinke, Jim (DB) Southwest Texas; 3a. Crum, Bob (DE) Arizona (Kansas City's choice acquired from Baltimore for C Fred Hoaglin); 3b. (Browns' choice traded to Kansas City along with Browns' 4th choice in 1972 for WR Frank Pitts); 4a. Dorris, Andy (LB) New Mexico State (Cincinnati's choice from Baltimore for K George Hunt); 4b. Mattingly, Randy (QB) Evansville; 5. (Browns' choice traded to San Diego for DT George Wright); 6. Green, Van (DB) Shaw (N.C.); 7. (Browns' choice traded to Miami for C Bob DeMarco); 8. (Browns' choice traded to Detroit for DT Jerry Rush); 9. Wester, Curtis (G) East Texas State; 10. Humphrey, Tom (T) Abilene Christian; 11. Barisich, Carl (DT) Princeton; 12. Simmons, Stan (TE) Lewis and Clark; 13. Romaniszyn, Jim (LB) Edinboro State; 14. Popelka, Robert (DB) Southern Methodist; 15. Sullivan, Dave (WR) Virginia; 16. Greenfield, George (HB) Murray State; 17. McClowry, Robert (C) Michigan State.

### 1974

1. (Browns' choice traded to San Diego along with Browns' 2nd choice in 1975 for LB Bob Babich and Chargers' 4th choice in 1975); 2. Corbett, Billy (OT) Johnson C. Smith; 3. (Browns' choice traded to Denver for QB Don Horn [also 6th choice in 1974]); 4. (Browns' choice traded to Oakland for WR Gloster Richardson); 5. Ilgenfritz, Mark (DE) Vanderbilt; 6a. Pritchett, Billy (FB) West Texas State (choice acquired from Buffalo); 6b. (Browns' choice traded to Denver for QB Don Horn [also 3rd choice in 1974]); 7a. Herrick, Bob (WR) Purdue (choice acquired from St. Louis for LB Andy Dorris); 7b. Sullivan, Gerry (C/OT) Illinois; 8a. (Browns' choice traded to Washington with T Mitch Johnson for New Orleans' 3rd choice in 1973); 8b. Brown, Eddie (DB) Tennessee (choice acquired from Buffalo for LB Rick Kingrea); 9. Scott, Dan (G) Ohio State; 10a. Puestow, Mike (WR) North Dakota State (choice acquired from Chicago for QB Randy Mattingly); 10b. (Browns' choice traded to Buffalo for TE Jan White); 11. Gooden, Tom (K) Harding; 12. McNeil, Ron (DE) North Carolina Central; 13. Seifert, Mike (DE) Wisconsin; 14. Hunt, Bob (HB) Heidelberg; 15. Terrell, Ransom (LB) Arizona; 16. Anderson, Preston (DB) Rice; 17. Buchanan, Carlton (DT) Southwest Oklahoma State.

### 1975

1. Mitchell, Mack (DE) Houston; 2. (Browns' choice traded to San Diego with Browns' 1st choice in 1974 for LB Bob Babich and Chargers' 4th choice in 1974); 3a. Roan, Oscar (TE) Southern Methodist; 4a. Peters, Tony (DB) Oklahoma; 4b. (San Diego's choice acquired with LB Bob Babich traded to New England for WR Reggie Rucker); 5a. Zimba, John (DE) Villanova; 5b. Cope, Jim (LB) Ohio State (choice acquired from Detroit for CB Ben Davis); 6a. (Browns' choice traded to San Diego for TE James Thaxton); 6b. Miller, Charles (DB) West Virginia (choice acquired from Washington for WR Paul Staroba); 6c. Hynoski, Henry (HB) Temple (choice acquired from Oakland for WR Frank Pitts); 7. Wang, Merle (OT) Texas Christian; 8. Santini, Barry (TE) Purdue; 9a. Poole, Larry (HB) Kent State; 9b. Hogan, Floyd (DB) Arkansas (choice acquired from Kansas City for DE Bob Briggs); 10. Lewis, Stan (DE) Wayne (Nebraska); 11. Marinelli, Tom (G) Boston College; 12. Ambrose, Dick (LB) Virginia; 13. Armstead, Willie (WR) Utah; 14. Barrett, Tim (HB) John Carroll; 15. Moore, Willie (DT) Johnson C. Smith; 16. McKay, JK (WR) USC; 17. Graf, Dave (LB) Penn State.

## HISTORY

### DRAFT CHOICES

---

#### 1976

1. Pruitt, Mike (HB) Purdue; 2. (Browns' choice traded to Oakland for LB Gerald Irons and Raiders' 9th choice in 1976); 3. Logan, Dave (WR/TE) Colorado; 4a. Swick, Gene (QB) Toledo (New England's choice acquired from Philadelphia in trade for CB Clifford Brooks); 4b. St. Clair, Mike (DE) Grambling; 5. Sheppard, Henry (OT) Southern Methodist; 6. (Browns' choice traded to Chicago for Glen Holloway); 7. Cassidy, Steve (DT) Louisiana State; 8. (Browns' choice traded to Buffalo for S Neal Craig); 9a. Reed, James (HB) Mississippi; 9b. Nagel, Craig (QB) Purdue (choice acquired from Oakland with LB Gerald Irons for Browns' second draft choice in 1976); 10. Kleber, Doug (OT) Illinois; 11. Celek, Chuck (DE) Kent State; 12. (Browns' choice traded to Houston for WR Willie Miller); 13. Murray, Brian (OT) Arizona; 14. Smalzer, Joe (TE) Illinois; 15. Philyow, Luther (DB) Loyola (Calif.); 16. Lorenzen, Chris (DT) Arizona State; 17. Fleming, Tom (WR) Dartmouth.

#### 1977

1. Jackson, Robert L. (LB) Texas A&M; 2. Skladany, Tom (P/K) Ohio State (negotiating rights later traded to Detroit for Lions' 3rd choice in 1978 and 7th choice in 1979); 3. (Browns' choice traded to Buffalo with 6th choice for DT Earl Edwards); 4a. Davis, Oliver (DB) Tennessee State; 4b. Sims, Robert "Mickey" (DT) South Carolina State (Baltimore's choice acquired from Chicago for QB Mike Phipps); 5. (Browns' choice traded to San Diego for DE Ron East); 6. (Browns' choice traded to Buffalo with 3rd choice for DT Earl Edwards); 7a. Randle, Ken (WR) USC (choice acquired from Atlanta for DE Ron East); 7b. Smith, Blane (TE) Purdue; 7c. Lingenfelter, Bob (OT) Nebraska (choice acquired from St. Louis for S Neal Craig); 8. Armstrong, Bill (DB) Wake Forest; 9. Brown, Daryl (KR) Tufts; 10. Burkett, Tom (T) North Carolina; 11. Nash, Charles (WR) Arizona; 12. Tierney, Leo (C) Georgia Tech.

#### 1978

1a. Matthews, Clay (LB) USC; 1b. Newsome, Ozzie (WR) Alabama (choice acquired from Los Angeles along with Washington's 4th choice for Chicago's 1st choice obtained for QB Mike Phipps); 2. Evans, Johnny (P/QB) North Carolina State; 3a. Collins, Larry (HB) Texas A&I (choice acquired from Detroit along with Lions' 7th choice in 1979 for rights to P Tom Skladany); 3b. Miller, Mark (QB) Bowling Green; 4a. (Browns' choice to Miami along with 7th choice as compensation for signing WR Paul Warfield); 4b. Pullara, Pete (G) Chattanooga (Washington's choice acquired from Los Angeles with Rams' 1st choice for Browns' 1st choice); 5. Wright, Keith (FL) Memphis State; 6. Pitts, Al (C) Michigan State; 7. (Browns' choice to Miami along with 4th choice as compensation for signing WR Paul Warfield); 8. Turnbow, Jesse (DT) Tennessee; 9. Kramer, Jon (OG) Baylor; 10. Watson, Brent (OT) Tennessee; 11. Gillard, Larry (DT) Mississippi State; 12. Biedermann, Leo (OT) California.

#### 1979

1a. (Browns' choice traded to San Diego for Chargers' 1st- and 2nd-round choices in 1979 draft); 1b. Adams, Willis (WR) Houston (choice acquired from San Diego along with Chargers' 2nd-round pick for Browns' 1st-round choice); 2a. Johnson, Lawrence (CB) Wisconsin; 2b. Claphan, Sam (OT) Oklahoma (choice acquired from San Diego along with Chargers' 1st-round choice for Browns' 1st-round selection); 3. Ramey, James (DE) Kentucky; 4. Miller, Matt (OT) Colorado; 5a. (Browns' choice traded to Los Angeles along with TE Oscar Roan for Rams' 5th- and 6th-round picks); 5b. Dimler, Rich (DT) USC (choice acquired from Washington through Los Angeles along with Rams' 6th-round pick for TE Oscar Roan and Browns' 5th-round choice); 6a. Burrell, Clinton (DB) Louisiana State; 6b. Ronan, Jim (DT) Minnesota (choice acquired from Los Angeles along with Rams' 5th-round pick for TE Oscar Roan and Browns' 5th-round choice); 7a. (Detroit's choice, acquired for Tom Skladany; later traded to Oakland along with Browns' 12th-round pick for Raiders' 7th- and 9th-round selections); 7b. (Browns' choice traded to Philadelphia for RB Tom Sullivan); 7c. Risien, Cody (OT) Texas A&M (choice acquired from Oakland along with Raiders' 9th-round pick for Detroit's 7th [from Tom Skladany trade] and Browns' 12th-round selection); 8. Perkov, Kent (DE) San Diego State; 9a. McGee, Carl (LB) Duke; 9b. Weathers, Curtis (TE) Mississippi (choice acquired from Oakland along with Raiders' 7th-round pick for Detroit's



7th- [acquired in Tom Skladany trade] and Browns' 12th-round selection); 10. Smith, John (WR) Tennessee State; 11. Poeschl, Randy (DE) Nebraska; 12a. Methvin, Dewitt (C) Tulane (choice acquired from Washington in trade for DE Joe Jones); 12b. (Browns' choice traded to Oakland along with Detroit's 7th- round pick [acquired in Tom Skladany trade] for Raiders' 7th- and 9th-round selections).

**1980**

1a. (Browns' 1st and New England's 6th choice traded to Los Angeles for Rams' 1st and 4th choices plus San Diego's 2nd and Green Bay's 5th in 1980); 1b. White, Charles (RB) USC (choice acquired from Los Angeles; see 1a); 2a. (Browns' choice traded to Denver along with San Diego's 5th-round choice [acquired from Washington for S Tony Peters] for DE Lyle Alzado); 2b. Crosby, Cleveland (DE) Arizona (choice acquired from San Diego through Los Angeles; see 1a); 3. Odom, Cliff (LB) Texas-Arlington; 4a. Crews, Ron (DE) Nevada-Las Vegas; 4b. McDonald, Paul (QB) USC (choice acquired from Los Angeles; see 1a); 5a. Franks, Elvis (DE) Morgan State (choice acquired from Green Bay through Los Angeles; see 1a); 5b. (Browns' choice traded to Oakland for G George Buehler); 5c. (San Diego's choice acquired from Washington for S Tony Peters (traded to Denver as part of Lyle Alzado trade; see 2a); 6a. (Browns' choice traded to San Diego for RB Rickey Anderson); 6b. (New England's choice, acquired for DE Mike St. Clair, traded to Los Angeles; see 1a); 7. (Browns' choice traded to New York Giants for DE Jack Gregory); 8. Copeland, Jeff (LB) Texas Tech; 9. Dewalt, Roy (RB) Texas-Arlington; 10. Fidel, Kevin (C) San Diego State; 11. Sales, Roland (RB) Arkansas; 12. Jackson, Marcus (DT) Purdue.

**1981**

1. Dixon, Hanford (CB) Southern Mississippi; 2. (Browns' choice traded to Buffalo along with Browns' 3rd-round choice in 1982 for G Joe DeLamielleure); 3. (Browns' choice traded to Denver along with Browns' 2nd- and 5th-round choices in 1980 for DE Lyle Alzado); 4a. Robinson, Mike (DE) Arizona (choice acquired from Washington along with Redskins' 10th choice in 1981 and San Diego's 5th choice in 1980 for S Tony Peters); 4b. (Browns' choice traded to San Diego for LB Don Goode); 5. Cox, Steve (P/K) Arkansas; 6. Simmons, Ron (DT) Florida State; 7. Johnson, Eddie (LB) Louisville; 8. (Browns' choice traded to New York Jets for DE Marshall Harris); 9. Schleusener, Randy (G) Nebraska; 10a. (Washington's choice acquired in S Tony Peters trade, returned to Washington for Redskins' 8th-round choice in 1982); 10b. (New England's choice, acquired for DE Ernie Price, traded to Washington along with choice 10a for Washington's 8th-round choice in 1982); 10c. Prater, Dean (DT) Oklahoma State; 11. Friday, Larry (S) Mississippi State; 12. McGill, Kevin (T) Oregon.

**1982**

1. Banks, Chip (LB) USC; 2. Baldwin, Keith (DE) Texas A&M; 3. (Browns' choice traded to Buffalo with Browns' 2nd choice in 1981 for G Joe DeLamielleure); 4. Walker, Dwight (RB/WR) Nicholls State (La.); 5. Baab, Mike (C/G) Texas; 6a. (Browns' choice traded to Dallas for LB Bruce Huther); 6b. Whitwell, Mike (WR) Texas A&M (choice acquired from Denver for LB Robert L. Jackson); 7. (Browns' choice traded to Buffalo for RB Terry Miller); 8a. Kafentzis, Mark (S) Hawaii, 8b. Heflin, Van (TE) Vanderbilt (choice acquired from Oakland for DE Lyle Alzado); 8c. Jackson, Bill (S) North Carolina (choice acquired from Washington for 10th choice in 1981); 9. Baker, Milton (TE) West Texas State; 10. Floyd, Ricky (RB) Southern Mississippi; 11. Michuta, Steve (QB) Grand Valley (Mich.); 12. Nicolas, Scott (LB) Miami.

**1983**

1. (Browns' choice traded to Buffalo along with Browns' 3rd choice in 1984 and 5th choice in 1985 for LB Tom Cousineau); 2. Brown, Ron (WR) Arizona State; 3. Camp, Reggie (DE) California; 4. (Browns' choice traded to San Diego for LB Don Goode); 5. Contz, Bill (T) Penn State; 6a. Stracka, Tim (TE) Wisconsin (choice acquired from Chicago for C Gerry Sullivan); 6b. Puzzuoli, Dave (NT) Pittsburgh; 7a. Belk, Rocky (WR) Miami (choice acquired from Chicago for LB Bruce Huther); 7b. (Browns' choice traded to Philadelphia for DE Thomas Brown); 8. McClearn, Mike (G/T) Temple; 9. (Browns' choice traded to San Francisco for K Matt Bahr); 10. Hopkins, Thomas (T) Alabama A&M; 11a. Green, Boyce (RB)

## HISTORY

### DRAFT CHOICES

---

Carson-Newman; 11b. McAdoo, Howard (LB) Michigan State (choice acquired from L.A. Raiders for Greg Pruitt); 12. Farren, Paul (C/T) Boston University.

#### 1984

---

1. Rogers, Don (S) UCLA; 2a. Rockins, Chris (S) Oklahoma State (choice acquired from L.A. Rams for negotiating rights to WR Ron Brown); 2b. Davis, Bruce (WR) Baylor; 3. (Browns' choice traded to Buffalo along with Browns' 1st choice in 1983 and 5th choice in 1985 for LB Tom Cousineau); 4a. Bolden, Rickey (TE) Southern Methodist (choice acquired from Denver for WR Dave Logan); 4b. Brennan, Brian (WR) Boston College; 5. Piepkorn, Dave (T) North Dakota State; 6. Nugent, Terry (QB) Colorado State; 7. Dumont, Jim (LB) Rutgers; 8. (Browns' choice traded to N.Y. Jets for WR Bobby Jones); 9a. Jones, Don (WR) Texas A&M (choice acquired from Philadelphia for LB Bill Cowher); 9b. (Browns' choice traded to Chicago along with Browns' 10th, 11th and 12th round choices in 1984 for Bears' three picks in June, 1984 supplemental draft of players under contract to another league); 10a. (Browns' choice traded to Chicago, see 9b); 10b. Byner, Earnest (RB) East Carolina (choice acquired from L.A. Raiders for G-T Henry Sheppard); 11. (Browns' choice traded to Chicago, see 9b.); 12. (Browns' choice traded to Chicago, see 9b).

#### 1984 Supplemental Draft

---

1a. Mack, Kevin (RB) Clemson (choice acquired from Chicago for Browns' 9th, 10th, 11th and 12th round choices in 1984 NFL Draft); 1b. Johnson, Mike (LB) Virginia Tech; 2a. McNeil, Gerald (WR) Baylor (Choice acquired from Chicago, see 1a.); 2b. Robison, Tommy (T) Texas A&M; 3a. West, Doug (LB) UCLA (choice acquired from Chicago, see 1a); 3b. Bond, John (QB) Mississippi State.

#### 1985

---

1. (Browns' choice traded to Buffalo along with 1st choice in 1986, 3rd in 1985, and a 6th in 1986 for Buffalo's first pick in 1985 supplemental draft); 2. Allen, Greg (RB) Florida State; 3. (Browns' choice traded to Buffalo, see 1); 4. (Browns' choice traded to Miami for WR Duriel Harris); 5. (Browns' choice traded to Buffalo along with Browns' 1st in 1983 and 3rd in 1984 for LB Tom Cousineau); 6. Krerowicz, Mark (G) Ohio State; 7. Langhorne, Reggie (WR) Elizabeth City; 8. Banks, Fred (WR) Liberty Baptist; 9. (Browns' choice traded to Philadelphia for DE Carl Hairston); 10. Williams, Larry (G) Notre Dame; 11. Tucker, Travis (TE) S. Connecticut State; 12. Swanson, Shane (WR) Nebraska.

#### 1985 Supplemental Draft

---

1. Kosar, Bernie (QB) Miami (choice acquired from Buffalo for 1st in 1985 and 1986, 3rd in 1985 and 6th in 1986).

#### 1986

---

1. (Browns' choice traded to Buffalo along with 1st choice in 1985 3rd in 1985 and a 6th in '86 for Buffalo's first pick in 1985 supplemental draft); 2. Slaughter, Webster (WR) San Diego State; 3. (Browns' choice traded to Detroit for QB Gary Danielson); 4. (Browns' choice traded to L.A. Rams for WR Terry Greer); 5. Miller, Nick (LB) Arkansas; 6. (Browns' choice traded to Buffalo, see 1); 7a. Meyer, Jim (T) Illinois State; 7b. Norseth, Mike (QB) Kansas (choice acquired from Kansas City for RB Boyce Green); 8. (Browns' choice traded to Philadelphia for LB Anthony Griggs); 9. Taylor, Danny (DB) Texas (El Paso); 10. Smith, Willie (TE) Miami; 11. Dausin, Randy (G) Texas A&M; 12. Simmons, King (CB) Texas Tech.

#### 1987

---

1. Junkin, Mike (LB) Duke (choice acquired from San Diego, along with San Diego's second 1987 choice in exchange for Browns' 1987 first and second round choices and LB-Chip Banks); 2. Rakoczy, Gregg (OT/C), Miami (choice acquired from San Diego, see round 1); 3a. Manoa, Tim (FB) Penn State; 3b. Jaeger, Jeff (K) Washington (choice acquired from L.A. Rams in exchange for Browns' 1987 4th, 5th and 12th round picks); 4. (Browns' choice to L.A. Rams, see 3b); 5. (Browns' choice to L.A. Rams, see 3b); 6. Braggs, Stephen (DB) Texas; 7. (Browns' choice to Green Bay for WR-John Jefferson); 8. Bullitt, Steve

(LB) Texas A&M; 9. (Browns' choice to Indianapolis for QB-Mike Pagel); 10. Winters, Frank (C) Western Illinois; 11. Brewton, Larry (DB) Temple; 12. (Browns' choice to L.A. Rams, see 3b).

**1988**

1. Charlton, Clifford (LB) Florida; 2. Perry, Michael Dean (DL) Clemson; 3. Waiters, Van (LB) Indiana; 4. Blaylock, Anthony (CB) Winston-Salem; 5. (Browns' choice traded to Phoenix for DE Al Baker); 6. (Browns' choice traded to Philadelphia along with CB D.D. Hoggard for DL Chris Pike); 7. Gash, Thane (S) East Tennessee State; 8. Birden, J.J. (WR) Oregon; 9. Copeland, Danny (S) Eastern Kentucky; 10. Washington, Brian (S) Nebraska; 11. Hawkins, Hendley (WR) Nebraska; 12. Slayden, Steve (QB) Duke.

**1989**

1. Metcalf, Eric (RB) Texas (choice acquired from Denver for Browns' 1989 1st, 2nd, 5th and 9th); 2. Tillman, Lawyer (WR) Auburn (choice acquired from Green Bay along with Green Bay's 1989 5th for Browns' 1989 3rd, 1989 5th, 1990 1st and RB Herman Fontenot); 3. (Browns' choice to Green Bay – see round 2); 4. Stewart, Andrew (DE) Cincinnati; 5a. Kramer, Kyle (S) Bowling Green (choice acquired from Green Bay – see round two); 5b. Joines, Vernon (WR) Maryland (choice acquired from Kansas City for LB Mike Junkin); 6. Wilkerson, Gary (CB) Penn State; 7. Graybill, Mike (OT) Boston University; 8. Aeilts, Rick (TE) S.E. Missouri State; 9. (Browns' selection traded to Denver – see round 1); 10. Buddenberg, John (OT) Akron; 11. Plocki, Dan (K) Maryland; 12. Brown, Marlon (LB) Memphis State.

**1990**

1. (Browns' choice traded to Green Bay, see 1989); 2. Hoard, Leroy (RB) Michigan; 3. Pleasant, Anthony (DE) Tennessee State; 4. Barnett, Harlon (S) Michigan St.; 5. Burnett, Rob (DE) Syracuse; 6. Hilliard, Randy (CB) Northwestern State; 7a. Galbraith, Scott (TE) USC; 7b. (Browns' choice traded to San Diego for RB-Barry Redden); 8. Jones, Jock (LB) Virginia Tech; 9. Rowell, Eugene (WR) Southern Mississippi; 10. Wallace, Mike (CB) Jackson State; 11. Gordon, Clemente (QB) Grambling; 12. Simien, Kerry (WR) Texas A&I.

**1991**

1. Turner, Eric (S) UCLA; 2. King, Ed (G) Auburn; 3. Jones, James (DL) Northern Iowa; 4. Sagapolutele, Pio (DL) San Diego State; 5. (Choice traded to Miami for 1990 7th round pick); 6. Jackson, Michael (WR) Southern Mississippi; 7. (choice traded to Green Bay for RB Brent Fullwood); 8. Conover, Frank (DL) Syracuse; 9a. Irvin, Ray (CB) Central Florida; 9b. (choice acquired from Seattle for DL Bob Buczkowski) Wiggins, Shawn (WR) Wyoming; 10. Greenfield, Brian (P) Pittsburgh; 11. Jones, Todd (OL) Henderson State; 12. Austin, Elijah (DL) North Carolina State.

**1992**

1. Vardell, Tommy (RB) Stanford; 2a. (Browns' choice [36th overall] traded to Dallas, along with Browns' 5th (121st overall) round choice, for Cowboys' 2nd (52nd), third (78th), 6th (163rd), 8th (222nd) and 12th (329th) round choices); 2b. Rowe, Patrick (WR) San Diego State (choice from Dallas, see 2a. above); 3a. Johnson, Bill (DL) Michigan State; 3b. Dixon, Gerald (LB) South Carolina (choice from Dallas, see 2a. above); 4. (Choice traded to Philadelphia for OL Ken Reeves); 5. (Choice to Dallas, see 2a. above); 6a. Smith, Rico (WR) Colorado (choice from Tampa Bay for Browns' 6th and Dallas' 8th round choice, see 2a. above); 6b. (Choice to Tampa Bay, see 6a. above); 7. Jones, Selwyn (DB) Colorado State; 8a. Choice from Dallas to Tampa Bay, see 6a. and 2a. above); 8b. (Choice to New England for OL Freddie Childress); 9. Hill, Tim (DB) Kansas; 10. Lowe, Marcus (DT) Baylor; 11. Olobia, Augustin (WR) Washington State; 12a. McCant, Keithen (QB) Nebraska; 12b. Simpson, Tim (OL) Illinois (choice from Dallas, see 2a. above).

**1993**

1a. (Browns' choice [11th overall] traded for Denver's 1st round pick (14th overall) and 3rd round pick (83rd overall)); 1b. Everitt, Steve (C/G) Michigan (choice from Denver); 2. Footman, Dan (DE) Florida

## HISTORY

### DRAFT CHOICES

---

State; 3a. Traded to Detroit for DT Jerry Ball; 3b. Caldwell, Mike (LB) Middle Tennessee State (choice from Denver); 4. Traded to Chicago for C Jay Hilgenberg; 5. Arvie, Herman (OT) Grambling; 6. McKenzie, Rich (LB) Penn State; 7. Hill, Travis (LB) Nebraska; 8. Traded to the L.A. Rams for LB Frank Stams.

#### 1994

---

1a. Langham, Antonio (CB) Alabama; 1b. Alexander, Derrick (WR) Michigan (choice [29th overall] acquired from Philadelphia in exchange for the Browns' 2nd round choice [40th overall] in the 1994 draft and a 2nd round choice in the 1995 draft); 2. (choice to Philadelphia, see 1b); 3. Bandison, Romeo (DT) Oregon; 4. (choice [112th overall] to Miami for OL Gene Williams in a 1993 trade); 5. Booth, Issac (DB) California; 6. Strait, Robert (FB) Baylor; 7. Hewitt, Hamza (OT) Clemson.

#### 1995

---

1a. (Choice to San Francisco for 49ers' 1995 1st [30th overall], 3rd [94th overall], 4th [119th overall] and 1996 1st round pick); 1b. Powell, Craig (LB) Ohio State (choice from San Francisco, see 1a.); 2. Choice to Philadelphia (see 1994 round 2); 3a. Zeier, Eric (QB) Georgia; 3b. Frederick, Mike (DE) Virginia (choice from SF, see 1a above); 4a. Choice to Jacksonville for 1995 5th and 1996 6th; 4b. Choice from San Francisco traded to Philadelphia for 1995 5th; 1996 5th; 5a. Pupua, Tau (DT) Weber State (choice from Jacksonville, see 4a); 5b. Miller, Mike (WR) Notre Dame (choice from Philadelphia, see 4b); 6. Choice to San Diego in 1994 for CB Donald Frank; 7. Tellison, A.C. (WR) Miami (choice from NE for the Browns' 1995 7th round selection).

#### 1999

---

1. Couch, Tim (QB) Kentucky; 2a. Johnson, Kevin (WR) Syracuse; 2b. Abdullah, Rahim (LB) Clemson; 3a. McCutcheon, Daylon (DB) Southern California; 3b. Smith, Marquis (DB) California; 4a. (Choice traded to San Francisco along with the Browns' first pick in the 5th round for QB Ty Detmer and the 49ers' 4th round pick); 4b. Choice traded to San Francisco for FB Marc Edwards; 4c. Rainer, Wali (LB) Virginia (choice from San Francisco, see 4a); 5a. (Choice traded to San Francisco, see 4a); 5b. Chiaverini, Darrin (WR) Colorado; 6a. Choice traded to Seattle for the Seahawks' 6th round pick and the Patriots' 6th round pick through Seattle; 6b. Spriggs, Marcus (DT) Troy State (choice acquired from Chicago for the Browns' 2nd selection in the 6th round and the Browns' 2nd and 3rd selections in the 7th round); 6c. Ogle, Kendall (LB) Maryland (choice from Seattle, see 6a); 6c. Dearth, James (TE) Tarleton State (choice from Seattle, see 6a); 7a. Hill, Madre (RB) Arkansas; 7b. (Choice traded to Chicago, see 6b); 7c. (Choice traded to Chicago, see 6b).

#### 2000

---

1. Brown, Courtney (DE) Penn State; 2. Northcutt, Dennis (WR) Arizona; 3a. Prentice, Travis (RB) Miami (Ohio); 3b. Dawson, JaJuan (WR) Tulane; 4a. Sanders, Lewis (CB) Maryland; 4b. Shea, Aaron (TE) Michigan; 5a. Malbrough, Anthony (DB) Texas Tech; 5b. Chapman, Lamar (DB) Kansas State; 6a. Wynn, Spergon (QB) Southwest Texas State; 6b. Bedell, Brad (OL) Colorado; 7a. Savea, Manuia (OL) Arizona; 7b. Chandler, Eric (DL) Jackson State (choice acquired from Chicago for the Browns' 2nd and 3rd selections in the 7th round); 7c. Barnes, Rashidi (S) Colorado (choice from Chicago, see 7b).

#### 2001

---

1. Warren, Gerard (DT) Florida; 2. Morgan, Quincy (WR) Kansas State; 3. Jackson, James (RB) Miami (Fla.); 4. Henry, Anthony (DB) South Florida; 5. Pharms, Jeremiah (LB) Washington; 6. Jameson, Michael (DB) Texas A&M; 7a. Zukauskas, Paul (OL) Boston College; 7b. King, Andre (WR) Miami (Fla.) (compensatory selection).

#### 2002

---

1. Green, William (RB) Boston College; 2. Davis, Andre' (WR) Virginia Tech; 3. Fowler, Melvin (OL) Maryland; 4a. Bentley, Kevin (LB) Northwestern; 4b. Taylor, Ben (LB) Virginia Tech; 4c. Sanders, Darnell (TE) Ohio State; 5. Davis, Andra (LB) Florida; 7. Gonzalez, Joaquin (OL) Miami (Fla.).

Abilene Christian 2, Adams State 1, Akron 2, Alabama 7, Alabama A&M 1, Alabama State 1, Alcorn State 1, Arizona 12, Arizona State 6, Arkansas 8, Arkansas A&M 1, Army 1, Auburn 5, Baldwin-Wallace 1, Ball State 1, Baylor 14, Boise State 1, Boston College 9, Boston U. 4, Bowling Green 9, Brown 1, California 6, Cal Poly 2, California State 1, Canisius 1, Carson-Newman 2, Case Tech 1, Central Florida 1, Central Michigan 1, Cincinnati 1, Clemson 6, College of Pacific 3, Colorado 12, Colorado State 3, Dartmouth 1, Dayton 3, Defiance 1, Delaware State 1, Delta State 1, Detroit 2, Drake 1, Duke 10, Duquesne 1, East Carolina 2, Eastern Illinois 2, Eastern Kentucky 1, Eastern Michigan 1, East Tennessee State 1, East Texas State 1, Edinboro State 1, Elizabeth City State 1, Evansville 1, Florida 8, Florida A&M 2, Florida State 12, Fresno State 2, Ft. Valley State 1, Georgia 8, Georgia Tech 5, Glassboro State 1, Grambling 9, Hawaii 1, Heidelberg 2, Henderson State 2, Hofstra 1, Houston 6, Idaho 2, Illinois 14, Illinois State 2, Indiana 5, Iowa 7, Iowa State 4, Iowa State Teachers 1, Jackson State 2, John Carroll 4, Kansas 7, Kansas State 6, Kent State 5, Kentucky 7, Kutztown State 1, Langston 1, Lehigh 2, Liberty U. 1, Louisiana State 7, Louisiana Tech 1, Louisville 2, Maine 2, Marshall 2, Maryland 13, Maryland-Eastern Shore 2, Massachusetts 3, Memphis 5, Miami (Fla.) 9, Miami (Ohio) 9, Michigan 16, Michigan State 19, Middle Tennessee State 3, Minnesota 6, Mississippi 12, Mississippi State 6, Mississippi Southern 1, Missouri 5, Montana 1, Montana State 1, Morgan State 3, Nebraska 12, Nebraska-Omaha 1, Nevada 1, Nevada-LasVegas 1, New Hampshire 1, New Mexico 1, New Mexico State 2, Nicholls State 1, No College 7, North Carolina 10, North Carolina State 4, North Dakota State 2, Northern Illinois 1, Northern Iowa 1, North Texas State 4, Northwestern 6, Northwestern State 4, Notre Dame 13, Ohio State 32, Ohio 2, Oklahoma 10, Oklahoma State 4, Oregon 4, Oregon State 3, Pacific 7, Pennsylvania 2, Penn State 9, Pittsburgh 12, C.W. Post 1, Prairie View 1, Presbyterian 1, Princeton 1, Purdue 22, Rice 7, Rutgers 1, St. Mary's 1, Sam Houston State 1, San Diego State 6, San Francisco State 1, San Jose State 3, Santa Clara 3, Shaw University 2, South Carolina 3, South Carolina State 2, South Florida 1, Southeastern Louisiana 3, Southeast Missouri State 1, Southern California 13, Southern Connecticut State 1, Southern Methodist 10, Southern Mississippi 4, Southern U. 3, Southwest Texas State 3, Southwestern 1, Stanford 6, Stephen F. Austin 2, Superior Teachers 1, Syracuse 12, Tarleton State 1, Temple 2, Tennessee 11, Tennessee-Martin 1, Tennessee A&I 2, Tennessee State 8, Texas 10, Texas A&I 1, Texas-Arlington 2, Texas A&M 11, Texas Christian 5, Texas-El Paso 3, Texas Southern 2, Texas Tech 5, Toledo 8, Trinity University-San Antonio 1, Troy State 1, Tufts 1, Tulane 8, Tulsa 6, Tuskegee 1, UCLA 5, Utah 3, Vanderbilt 6, Villanova 4, Virginia 9, Virginia Tech 3, Virginia Military 2, Wake Forest 6, Washington 5, Washington State 4, Washington U. 1, Washington & Lee 1, Wayne State (Neb.) 1, Waynesburg 1, Weber State 1, West Virginia 5, West Chester State 1, Western Kentucky 2, Western Illinois 2, Western Michigan 2, Western Reserve 2, Wichita State 1, William & Mary 2, Winston-Salem 1, Wisconsin 7, Wittenberg 1, Wyoming 2, Xavier 6, Yale 1, Yankton 1.

### 1999 EXPANSION DRAFT

1. OL Jim Pyne (Detroit); 2. DE Hurvin McCormack (Dallas); 3. OL Scott Rehberg (New England); 4. WR Damon Gibson (Cincinnati); 5. C Steve Gordon (San Francisco); 6. LB/FB Tarek Saleh (Carolina); 7. OL Jeff Buckey (Miami); 8. LB Jason Kyle (Seattle); 9. DE Rod Manuel (Pittsburgh); 10. LB Lenoy Jones (Tennessee); 11. DB Tim McTyer (Philadelphia); 12. LB Elijah Alexander (Indianapolis); 13. OT Pete Swanson (Kansas City); 14. DB Gerome Williams (San Diego); 15. DB Marlon Forbes (Chicago); 16. WR Justin Armour (Denver); 17. OL Paul Wiggins (Washington); 18. DB Duane Butler (Minnesota); 19. WR Fred Brock (Arizona); 20. DB Kory Blackwell (New York Giants); 21. DB Kevin Devine (Jacksonville); 22. DB Ray Jackson (Buffalo); 23. OL Jim Bundren (New York Jets); 24. OL Ben Cavil (Baltimore); 25. RB Michael Blair (Green Bay); 26. DL Antonio Anderson (Dallas); 27. OL Orlando Bobo (Minnesota); 28. LB James Williams (San Francisco); 29. QB Scott Milanovich (Tampa Bay); 30. DB Eric Stokes (Seattle); 31. RB Ronald Moore (Arizona); 32. FB Clarence Williams (Buffalo); 33. WR Freddie Solomon (Philadelphia); 34. DB Brandon Sanders (New York Giants); 35. DL Mike Thompson (Cincinnati); 36. RB Jerris McPhail (Detroit); 37. CB Antonio Langham (San Francisco).

# HISTORY

FREE AGENCY (1993-95, 1999-2002)

---

## 2002

**Players Signed by Browns:** S Robert Griffith (Minnesota); LB Earl Holmes (Pittsburgh); DL Kenard Lang (Washington); WR Chris Sanders (Tennessee); OL Barry Stokes (Green Bay); OL Ryan Tucker (St. Louis).

**Former Browns' Players Signed by Other Clubs:** DE Keith McKenzie (Chicago); OL Roman Oben (Tampa Bay); DL Greg Spires (Tampa Bay).

## 2001

**Players Signed by Browns:** LB Brant Boyer (Jacksonville); TE Ricky Dudley (Oakland); RB Curtis Enis (Chicago); QB Kelly Holcomb (Indianapolis); LB Dwayne Rudd (Minnesota); FB Mike Sellers (Washington); DT Mark Smith (Arizona); OL Ross Verba (Green Bay).

**Former Browns' Players Signed by Other Clubs:** FB Marc Edwards (New England); WR David Patten (New England).

## 2000

**Players Signed by Browns:** DB Percy Ellsworth (N.Y. Giants); OL Everett Lindsay (Baltimore); DE Keith McKenzie (Green Bay); LB Marty Moore (New England); OT Roman Oben (N.Y. Giants); WR David Patten (N.Y. Giants); RB Errict Rhett (Baltimore); DL Orpheus Roye (Pittsburgh).

**Former Browns' Players Signed by Other Clubs:** OL Orlando Bobo (Baltimore); T Lomas Brown (N.Y. Giants); CB Antonio Langham (New England); QB Jamie Martin (Jacksonville); CB Ryan McNeil (Dallas); DB Marquez Pope (Oakland); OL Scott Rehberg (Cincinnati); WR Leslie Shepherd (Miami) LB-DE John Thierry (Green Bay).

## 1999

**Players Signed by Browns:** DE Derrick Alexander (Minnesota); DT Jerry Ball (Minnesota); T Lomas Brown (Arizona); T Orlando Brown (Baltimore); CB Corey Fuller (Minnesota); P Chris Gardocki (Indianapolis); DT Darius Holland (Detroit); DT John Jurkovic (Jacksonville); RB Terry Kirby (San Francisco); CB Ryan McNeil (St. Louis); LB Jamir Miller (Arizona); DB Marquez Pope (San Francisco); WR Leslie Shepherd (Washington); LB John Thierry (Chicago); C Dave Wohlabaugh (New England).

## 1995

**Players Signed by Browns:** DT Tim Goad (New England); WR Andre Rison (Atlanta); CB Johnny Thomas (Washington); RB Lorenzo White (Houston).

**Former Browns' Players Signed by Other Clubs:** RB Randy Baldwin (Carolina); DT James Jones (Denver); LB Frank Stams (Carolina).

**note:** lost WR Mark Carrier to Carolina in expansion draft.

## 1994

**Players Signed by Browns:** LB Carl Banks (Washington); RB Earnest Byner (Washington); CB Don Griffin (San Francisco); TE Walter Reeves (Arizona); QB Mark Rypien (Washington); OL Mike Withycombe (San Diego).

**Former Browns' Players Signed by Other Clubs:** P Brian Hansen (N.Y. Jets); CB Randy Hilliard (Denver); LB Mike Johnson (Detroit); LB Clay Matthews (Atlanta).

## 1993

**Players Signed by Browns:** WR Mark Carrier (Tampa Bay); OL Houston Hoover (Atlanta); WR Hassan Jones (Minnesota); CB Najee Mustafaa (Minnesota); QB Vinny Testaverde (Tampa Bay).

**Former Browns' Players Signed by Other Clubs:** WR Webster Slaughter (Houston – in 1992); TE Mark Bavaro (New England); QB Mike Tomczak (Pittsburgh).

## 1992

**Players Signed by Browns During "Plan B" (11):** RB James Brooks (Cincinnati); WR Jamie Holland (L.A. Raiders); CB Alonzo Hampton (Tampa); TE Pete Holohan (Kansas City); WR Keenan McCardell (Washington); S Stevon Moore (Miami); LB Anthony Moss (N.Y. Giants); RB Bruce Perkins (Indianapolis); CB Terry Taylor (Detroit); RB Ron Wolfley (Arizona); S Tony Zachary (New England).

**Former Browns' Players Signed by Other Clubs During "Plan B" (6):** DT Frank Conover (Green Bay); S Thane Gash (San Francisco); CB Ray Irvin (Kansas City); CB Joe King (Tampa Bay); WR Reggie Langhorne (Indianapolis); WR Mike Oliphant (Seattle).

## 1991

**Players Signed by Browns During "Plan B" (11):** TE Charles Arbuckle (New Orleans); LB David Brandon (San Diego); LB Richard Brown (San Diego); P Brian Hansen (New England); K Mike Lansford (L.A. Rams — failed physical); S Vince Newsome (L.A. Rams); QB Todd Philcox (Cincinnati); G John Rienstra (Pittsburgh); RB Lee Rouson (N.Y. Giants); K Matt Stover (N.Y. Giants); T Rob Woods (Kansas City).

**Former Browns' Players Signed by Other Clubs During "Plan B" (6):** DE Robert Banks (Houston); LB Marcus Cotton (Seattle); DL Marlon Jones (Tampa Bay); FB Tim Manoa (New Orleans); DT Chris Pike (San Diego); S Felix Wright (Minnesota).

## 1990

**Players Signed by Browns During "Plan B" (6):** C Mike Baab (New England); CB Raymond Clayborn (New England); LB Lawrence McGrew (New England); LB Ken Rose (N.Y. Jets); G Ralph Tamm (Washington); DE Rhondy Weston (Tampa Bay).

**Former Browns' Players Signed by Other Clubs During "Plan B" (5):** CB Hanford Dixon (San Francisco); RB Keith Jones (Dallas); S Robert Lyons (Minnesota); WR Gerald McNeil (Houston); TE Ron Middleton (Washington).

## 1989

**Players Signed by Browns During "Plan B" (14):** DE Al Baker (Minnesota); OG Ted Banker (N.Y. Jets); DE Robert Banks (Houston); C Tom Baugh (Kansas City); WR Ray Butler (Seattle); RB Patrick Collins (Green Bay); DL Tom Gibson (New England); CB Kerry Glenn (N.Y. Jets); RB Keith Jones (L.A. Rams); LB Barry Krauss (Indianapolis); QB Mike Norseth (Cincinnati); WR Darryl Usher (New England); P Bryan Wagner (Chicago); WR Chris Woods (L.A. Raiders).

**Former Browns' Players Signed by Other Clubs During "Plan B" (10):** DE Sam Clancy (Indianapolis); S Danny Copeland (Kansas City); NT Bob Golic (L.A. Raiders); K Jeff Jaeger (L.A. Raiders); TE Jeff Modesitt (Atlanta); P Max Runager (Kansas City); QB Steve Slayden (Kansas City); WR Clarence Weathers (Indianapolis); G Larry Williams (San Diego); C Frank Winters (N.Y. Giants).

# HISTORY

## TRADE HISTORY (1999-2002)

- 02/12/1999** The Browns acquired defensive end **Roy Barker** and tight end **Irv Smith** from San Francisco for past considerations.
- 02/26/1999** The Browns traded fourth-round selection (110th overall) and fifth-round selection (134th overall) in 1999 NFL Draft to San Francisco for quarterback **Ty Detmer** and the 49ers' fourth-round selection (124th overall) in 1999. The Browns selected linebacker **Wali Rainer**.
- 04/18/1999** The Browns traded fourth-round draft choice (96th overall) in 1999 to San Francisco for fullback **Marc Edwards**.
- 04/18/1999** The Browns traded their first selection in the sixth round (170th overall) of the 1999 NFL Draft to Seattle for Seahawks' sixth-round pick (187th overall) and Patriots' sixth-round pick (191st overall), previously obtained by Seattle. The Browns selected linebacker **Kendall Ogle** and tight end **James Dearth**.
- 04/18/1999** The Browns traded their second and third choice in the seventh round (221st and 253rd overall) of the 1999 NFL Draft to Chicago for the Bears' second selection in sixth round (174th overall). The Browns selected defensive tackle **Marcus Spriggs**.
- 04/22/1999** The Browns acquired running back **Sedrick Shaw** from New England for past considerations.
- 09/28/1999** The Browns traded defensive tackle **Jerry Ball** to Minnesota for defensive end **Stalin Colinet** and a seventh-round draft choice.
- 10/19/1999** The Browns traded their first choice in the sixth round (167th overall) of the 2000 NFL Draft to Miami for running back **Karim Abdul-Jabbar**.
- 04/16/2000** The Browns traded their second (compensatory selection from the NFL) and third choice (acquired from Minnesota) in seventh round (223rd and 254th overall) to Chicago for two seventh-round draft choices (209th and 225th overall). The Browns selected defensive lineman **Eric Chandler** and defensive back **Rashidi Barnes**.
- 08/14/2001\*** The Browns traded offensive lineman **Everett Lindsay** to Minnesota for a conditional draft choice.
- 08/28/2001** The Browns traded wide receiver **Darrin Chiaverini** to Dallas for a conditional draft choice, however, the conditions of the trade were not met and the Browns did not receive compensation.
- 09/02/2001** The Browns traded quarterback **Ty Detmer** to Detroit for fourth-round choice in the 2002 NFL Draft.
- 09/02/2001\*** The Browns traded running back **Travis Prentice** and quarterback **Spergon Wynn** to Minnesota for conditional draft choices.
- 10/16/2001\*** The Browns traded defensive end **Stalin Colinet** to Minnesota for a conditional draft choice.
- 03/08/2002** The Browns traded a conditional seventh-round draft choice in 2004 to Miami for running back **J.J. Johnson**.
- 04/20/2002** The Browns traded linebacker **Wali Rainer** and a third-round draft choice (#79 overall) in 2001 to Jacksonville for the Jaguars' third-round draft choice (#76 overall) in 2001.
- 04/21/2002** The Browns traded a fifth-round draft choice (#147 overall) and a sixth-round draft choice (#189 overall) in the 2001 NFL Draft to Oakland for the Raiders' fourth-round choice (#122 overall) in 2001.

\* The Browns' trades with the Vikings involving **Everett Lindsay**, **Travis Prentice**, **Spergon Wynn** and **Stalin Colinet** ultimately resulted in the Browns receiving from Minnesota a fifth-round draft choice in the 2002 NFL Draft and a fifth-round draft choice in the 2003 NFL Draft.



# HISTORY

## BROWNS VS. NFL TEAMS

	— Regular Season —				— Playoffs —				— Combined Record—			
	W	L	T	%	W	L	T	%	W	L	T	%
Arizona Cardinals	32	11	3	.744	0	0	0	.000	32	11	3	.744
Atlanta Falcons	8	2	0	.800	0	0	0	.000	8	2	0	.800
Baltimore Ravens	2	4	0	.333	0	0	0	.000	2	4	0	.333
Buffalo Bills	7	4	0	.636	1	0	0	1.000	8	4	0	.667
Carolina Panthers	0	1	0	.000	0	0	0	.000	0	1	0	.000
Chicago Bears	8	4	0	.667	0	0	0	.000	8	4	0	.667
Cincinnati Bengals	29	28	0	.509	0	0	0	.000	29	28	0	.509
Dallas Cowboys	15	9	0	.625	2	1	0	.667	17	10	0	.630
Denver Broncos	5	14	0	.263	0	3	0	.000	5	17	0	.227
Detroit Lions	4	12	0	.250	1	3	0	.250	5	15	0	.250
Green Bay Packers	6	9	0	.400	0	1	0	.000	6	10	0	.375
Indianapolis Colts	14	8	0	.636	2	2	0	.500	16	10	0	.615
Jacksonville Jaguars	1	7	0	.125	0	0	0	.000	1	7	0	.125
Kansas City Chiefs	8	7	2	.533	0	0	0	.000	8	7	2	.533
Miami Dolphins	4	6	0	.400	0	2	0	.000	4	8	0	.333
Minnesota Vikings	3	8	0	.273	0	1	0	.000	3	9	0	.250
New England Patriots	11	6	0	.647	1	0	0	1.000	12	6	0	.667
New Orleans Saints	10	3	0	.769	0	0	0	.000	10	3	0	.769
New York Giants	25	18	2	.581	1	1	0	.500	26	19	2	.578
New York Jets	9	6	0	.600	1	0	0	1.000	10	6	0	.625
Oakland Raiders	4	9	0	.308	0	2	0	.000	4	11	0	.267
Philadelphia Eagles	31	13	1	.705	0	0	0	.000	31	13	1	.705
Pittsburgh Steelers	54	44	0	.551	0	1	0	.000	54	45	0	.545
St. Louis Rams	8	8	0	.500	2	1	0	.667	10	9	0	.526
San Diego Chargers	7	10	1	.412	0	0	0	.000	7	10	1	.412
San Francisco 49ers	9	6	0	.600	0	0	0	.000	9	6	0	.600
Seattle Seahawks	4	10	0	.286	0	0	0	.000	4	10	0	.286
Tampa Bay Buccaneers	5	0	0	1.000	0	0	0	.000	5	0	0	1.000
Tennessee Titans	31	26	0	.544	0	1	0	.000	31	27	0	.534
Washington Redskins	32	9	1	.780	0	0	0	.000	32	9	1	.780
<b>NFL Total Records</b>	<b>386</b>	<b>302</b>	<b>10</b>	<b>.561</b>	<b>11</b>	<b>19</b>	<b>0</b>	<b>.367</b>	<b>397</b>	<b>321</b>	<b>10</b>	<b>.553</b>

# HISTORY

## BROWNS VS. NFL TEAMS

### Results vs. Arizona Cardinals

Chicago Cardinals	10-15-1950	W	34-24
at Chicago Cardinals	11-05-1950	W	10-7
at Chicago Cardinals	11-04-1951	W	34-17
Chicago Cardinals	12-02-1951	W	49-28
Chicago Cardinals	11-09-1952	W	28-13
at Chicago Cardinals	12-07-1952	W	10-0
at Chicago Cardinals	10-04-1953	W	27-7
Chicago Cardinals	11-29-1953	W	27-16
Chicago Cardinals	10-10-1954	W	31-7
at Chicago Cardinals	10-24-1954	W	35-3
at Chicago Cardinals	10-30-1955	W	26-20
Chicago Cardinals	12-11-1955	W	35-24
at Chicago Cardinals	09-30-1956	L	7-9
Chicago Cardinals	12-16-1956	L	7-24
at Chicago Cardinals	10-27-1957	W	17-7
Chicago Cardinals	12-01-1957	W	31-0
Chicago Cardinals	10-12-1958	W	35-28
at Chicago Cardinals	10-26-1958	W	38-24
at Chicago Cardinals	10-04-1959	W	34-7
Chicago Cardinals	10-18-1959	W	17-7
St. Louis Cardinals	11-13-1960	W	28-27
at St. Louis Cardinals	11-27-1960	T	17-17
St. Louis Cardinals	09-24-1961	W	20-17
at St. Louis Cardinals	10-29-1961	W	21-10
at St. Louis Cardinals	10-21-1962	W	34-7
St. Louis Cardinals	11-18-1962	W	38-14
St. Louis Cardinals	11-17-1963	L	14-20
at St. Louis Cardinals	12-01-1963	W	24-10
St. Louis Cardinals	09-20-1964	T	33-33
at St. Louis Cardinals	12-06-1964	L	19-28
St. Louis Cardinals	09-26-1965	L	13-49
at St. Louis Cardinals	12-19-1965	W	27-24
St. Louis Cardinals	09-25-1966	L	28-34
at St. Louis Cardinals	12-17-1966	W	38-10
St. Louis Cardinals	10-15-1967	W	20-16
at St. Louis Cardinals	12-10-1967	W	20-16
St. Louis Cardinals	10-13-1968	L	21-27
at St. Louis Cardinals	12-14-1968	L	16-27
St. Louis Cardinals	10-26-1969	T	21-21
at St. Louis Cardinals	12-14-1969	W	27-21
at St. Louis Cardinals	09-29-1974	L	7-29
at St. Louis Cardinals	10-28-1979	W	38-20
St. Louis Cardinals	09-08-1985	L	24-27
at Phoenix Cardinals	10-23-1988	W	29-21
Arizona Cardinals	09-18-1994	W	32-0
at Arizona Cardinals	10-08-2000	L	21-29
Totals	32-11-3	.744	
Home	14-6-2	.700	
Away	18-5-1	.783	

### Results vs. Atlanta Falcons

at Atlanta Falcons	10-30-1966	W	49-17
--------------------	------------	---	-------

Atlanta Falcons	10-27-1968	W	30-7
Atlanta Falcons	10-31-1971	L	14-31
at Atlanta Falcons	10-17-1976	W	20-17
at Atlanta Falcons	09-17-1978	W	24-16
Atlanta Falcons	09-27-1981	W	28-17
at Atlanta Falcons	11-18-1984	W	23-7
Atlanta Falcons	11-08-1987	W	38-3
Atlanta Falcons	12-16-1990	W	13-10
at Atlanta Falcons	11-28-1993	L	14-17
Totals	8-2-0	.800	
Home	4-1-0	.800	
Away	4-1-0	.800	

### Results vs. Baltimore Ravens

at Baltimore Ravens	09-26-1999	L	10-17
Baltimore Ravens	11-07-1999	L	9-41
Baltimore Ravens	10-01-2000	L	0-12
at Baltimore Ravens	11-26-2000	L	7-44
Baltimore Ravens	10-21-2001	W	24-14
at Baltimore Ravens	11-18-2001	W	27-17
Totals	2-4-0	.333	
Home	1-2-0	.333	
Away	1-2-0	.333	

### Results vs. Buffalo Bills

Buffalo Bills	11-26-1972	W	27-10
Buffalo Bills	11-24-1974	L	10-15
at Buffalo Bills	10-23-1977	W	27-16
Buffalo Bills	10-29-1978	W	41-20
at Buffalo Bills	11-01-1981	L	13-22
at Buffalo Bills	11-04-1984	W	13-10
Buffalo Bills	11-17-1985	W	17-7
at Buffalo Bills	12-07-1986	W	21-17
Buffalo Bills	11-15-1987	W	27-21
Buffalo Bills	11-04-1990	L	0-42
Buffalo Bills	10-02-1995	L	19-22
Totals	7-4-0	.636	
Home	4-3-0	.571	
Away	3-1-0	.750	

### Results vs. Carolina Panthers

Carolina Panthers	11-21-1999	L	17-31
Totals	0-1-0	.000	
Home	0-1-0	.000	
Away	0-0-0	.000	

### Results vs. Chicago Bears

Chicago Bears	11-25-1951	W	42-21
at Chicago Bears	11-14-1954	W	39-10
Chicago Bears	12-11-1960	W	42-0
at Chicago Bears	12-10-1961	L	14-17
Chicago Bears	10-22-1967	W	24-0
at Chicago Bears	11-30-1969	W	28-24
Chicago Bears	10-15-1972	L	0-17
Chicago Bears	11-03-1980	W	27-21

at Chicago Bears	09-07-1986	L	31-41
Chicago Bears	10-23-1989	W	27-7
Chicago Bears	11-29-1992	W	27-14
at Chicago Bears	11-04-2001	L	21-27
Totals	8-4-0	.667	
Home	6-1-0	.857	
Away	2-3-0	.400	

### Results vs. Cincinnati Bengals

Cincinnati Bengals	10-11-1970	W	30-27
at Cincinnati Bengals	11-15-1970	L	10-14
at Cincinnati Bengals	10-17-1971	W	27-24
Cincinnati Bengals	12-05-1971	W	31-27
Cincinnati Bengals	10-01-1972	W	27-6
at Cincinnati Bengals	12-09-1972	W	27-24
Cincinnati Bengals	10-07-1973	W	17-10
at Cincinnati Bengals	12-09-1973	L	17-34
at Cincinnati Bengals	09-15-1974	L	7-33
Cincinnati Bengals	10-13-1974	L	24-34
at Cincinnati Bengals	09-21-1975	L	17-24
Cincinnati Bengals	11-23-1975	W	35-23
Cincinnati Bengals	10-03-1976	L	24-45
at Cincinnati Bengals	10-31-1976	L	6-21
at Cincinnati Bengals	09-18-1977	W	13-3
Cincinnati Bengals	11-06-1977	L	7-10
Cincinnati Bengals	09-10-1978	W	13-10
at Cincinnati Bengals	12-17-1978	L	16-48
Cincinnati Bengals	10-21-1979	W	28-27
at Cincinnati Bengals	12-16-1979	L	12-16
Cincinnati Bengals	11-23-1980	W	31-7
at Cincinnati Bengals	12-21-1980	W	27-24
at Cincinnati Bengals	09-20-1981	W	20-17
Cincinnati Bengals	11-29-1981	L	21-41
at Cincinnati Bengals	12-12-1982	L	10-23
Cincinnati Bengals	09-15-1983	W	17-7
at Cincinnati Bengals	10-23-1983	L	21-28
at Cincinnati Bengals	10-21-1984	L	9-12
Cincinnati Bengals	12-02-1984	L	17-20
at Cincinnati Bengals	11-10-1985	L	10-27
Cincinnati Bengals	11-24-1985	W	24-6
Cincinnati Bengals	09-18-1986	L	13-30
at Cincinnati Bengals	12-14-1986	W	34-3
at Cincinnati Bengals	10-18-1987	W	34-0
Cincinnati Bengals	12-13-1987	W	38-24
at Cincinnati Bengals	09-25-1988	L	17-24
Cincinnati Bengals	10-30-1988	W	23-16
at Cincinnati Bengals	09-25-1989	L	14-21
Cincinnati Bengals	12-03-1989	L	0-21
Cincinnati Bengals	10-22-1990	L	13-34
at Cincinnati Bengals	12-30-1990	L	14-21
Cincinnati Bengals	09-15-1991	W	14-13
at Cincinnati Bengals	11-03-1991	L	21-23

at Cincinnati Bengals	11-01-1992	L	10-30
Cincinnati Bengals	12-06-1992	W	37-21
Cincinnati Bengals	09-05-1993	W	27-14
at Cincinnati Bengals	10-17-1993	W	28-17
at Cincinnati Bengals	09-04-1994	W	28-20
Cincinnati Bengals	10-23-1994	W	37-13
at Cincinnati Bengals	10-29-1995	W	29-26
Cincinnati Bengals	12-17-1995	W	26-10
Cincinnati Bengals	10-10-1999	L	17-18
at Cincinnati Bengals	12-12-1999	L	28-44
at Cincinnati Bengals	09-10-2000	W	24-7
Cincinnati Bengals	10-29-2000	L	3-12
at Cincinnati Bengals	10-14-2001	L	14-24
Cincinnati Bengals	11-25-2001	W	18-0
Totals	29-28-0	.509	
Home	18-10-0	.643	
Away	11-18-0	.379	

### Results vs. Dallas Cowboys

at Dallas Cowboys	10-16-1960	W	48-7
Dallas Cowboys	10-01-1961	W	25-7
at Dallas Cowboys	12-03-1961	W	38-17
Dallas Cowboys	10-07-1962	W	19-10
at Dallas Cowboys	12-02-1962	L	21-45
at Dallas Cowboys	09-22-1963	W	41-24
Dallas Cowboys	11-24-1963	W	27-17
Dallas Cowboys	10-04-1964	W	27-6
at Dallas Cowboys	10-18-1964	W	20-16
Dallas Cowboys	10-17-1965	W	23-17
at Dallas Cowboys	11-21-1965	W	24-17
Dallas Cowboys	10-23-1966	W	30-21
at Dallas Cowboys	11-24-1966	L	14-26
Dallas Cowboys	09-17-1967	L	14-21
at Dallas Cowboys	09-22-1968	L	7-28
Dallas Cowboys	11-02-1969	W	42-10
Dallas Cowboys	12-12-1970	L	2-6
at Dallas Cowboys	12-07-1974	L	17-41
Dallas Cowboys	09-24-1979	W	26-7
at Dallas Cowboys	11-25-1982	L	14-31
at Dallas Cowboys	09-22-1985	L	7-20
Dallas Cowboys	12-04-1988	W	24-21
Dallas Cowboys	09-01-1991	L	14-26
at Dallas Cowboys	12-10-1994	W	19-14
Totals	15-9-0	.625	
Home	9-3-0	.750	
Away	6-6-0	.500	

### Results vs. Denver Broncos

at Denver Broncos	12-20-1970	W	27-13
Denver Broncos	10-24-1971	L	0-27
at Denver Broncos	10-29-1972	W	27-20
Denver Broncos	10-27-1974	W	23-21
at Denver Broncos	10-19-1975	L	15-16
at Denver Broncos	09-26-1976	L	13-44

# HISTORY

## BROWNS VS. NFL TEAMS

Denver Broncos	11-12-1978	L	7-19
Denver Broncos	10-05-1980	L	16-19
at Denver Broncos	11-08-1981	L	20-23
at Denver Broncos	12-04-1983	L	6-27
Denver Broncos	09-16-1984	L	14-24
at Denver Broncos	11-13-1988	L	7-30
Denver Broncos	10-01-1989	W	16-13
at Denver Broncos	10-08-1990	W	30-29
Denver Broncos	12-08-1991	L	7-17
Denver Broncos	09-27-1992	L	0-12
Denver Broncos	11-07-1993	L	14-29
at Denver Broncos	10-30-1994	L	14-26
at Denver Broncos	10-15-2000	L	10-44
Totals	5-14-0		.263
Home	3-7-0		.300
Away	3-6-0		.333

### Results vs. Detroit Lions

at Detroit Lions	11-02-1952	L	6-17
Detroit Lions	12-19-1954	L	10-14
at Detroit Lions	12-08-1957	L	7-20
Detroit Lions	11-09-1958	L	10-30
at Detroit Lions	12-08-1963	L	10-38
Detroit Lions	11-15-1964	W	37-21
at Detroit Lions	09-24-1967	L	14-31
Detroit Lions	10-05-1969	L	21-28
Detroit Lions	10-18-1970	L	24-41
at Detroit Lions	11-09-1975	L	10-21
at Detroit Lions	09-11-1983	W	31-26
Detroit Lions	09-28-1986	W	24-21
at Detroit Lions	11-23-1989	L	10-13
at Detroit Lions	12-13-1992	L	14-24
at Detroit Lions	10-08-1995	L	20-38
Detroit Lions	09-23-2001	W	24-14
Totals	4-12-0		.250
Home	3-4-0		.430
Away	1-8-0		.111

### Results vs. Green Bay Packers

at Green Bay Packers	09-27-1953	W	27-0
Green Bay Packers	10-23-1955	W	41-10
at Green Bay Packers	11-04-1956	W	24-7
Green Bay Packers	10-15-1961	L	17-49
at Green Bay Packers	11-22-1964	L	21-28
Green Bay Packers	09-18-1966	L	20-21
at Green Bay Packers	11-12-1967	L	7-55
Green Bay Packers	12-07-1969	W	20-7
Green Bay Packers	09-17-1972	L	10-26
Green Bay Packers	10-19-1980	W	26-21
at Green Bay Packers	11-06-1983	L	21-35
Green Bay Packers	10-19-1986	L	14-17
Green Bay Packers	10-18-1992	W	17-6
Green Bay Packers	11-19-1995	L	20-31

at Green Bay Packers	12-23-2001	L	7-30
Totals	6-9-0		.400
Home	4-5-0		.444
Away	2-4-0		.400

### Results vs. Indianapolis Colts

at Baltimore Colts	09-24-1950	W	31-0
Baltimore Colts	11-11-1956	L	7-21
at Baltimore Colts	11-01-1959	W	38-31
Baltimore Colts	10-14-1962	L	14-36
at Baltimore Colts	10-20-1968	W	30-20
at Baltimore Colts	09-26-1971	W	14-13
Baltimore Colts	09-16-1973	W	24-14
at Baltimore Colts	11-02-1975	L	7-21
at Baltimore Colts	11-19-1978	W	45-24
Baltimore Colts	09-16-1979	W	13-10
at Baltimore Colts	11-09-1980	W	28-27
Baltimore Colts	10-25-1981	W	42-28
Baltimore Colts	11-27-1983	W	41-23
at Indianapolis Colts	11-02-1986	W	24-9
Indianapolis Colts	12-06-1987	L	7-9
Indianapolis Colts	09-19-1988	W	23-17
at Indianapolis Colts	12-10-1989	L	17-23
at Indianapolis Colts	12-01-1991	W	31-0
at Indianapolis Colts	09-06-1992	L	3-14
at Indianapolis Colts	09-26-1993	L	10-23
at Indianapolis Colts	09-25-1994	W	21-14
Indianapolis Colts	12-26-1999	L	28-29
Totals	14-8-0		.636
Home	5-4-0		.555
Away	9-4-0		.692

### Results vs. Jacksonville Jaguars

Jacksonville Jaguars	10-22-1995	L	15-23
at Jacksonville Jaguars	12-24-1995	L	21-24
at Jacksonville Jaguars	10-17-1999	L	7-24
Jacksonville Jaguars	12-19-1999	L	14-24
Jacksonville Jaguars	09-03-2000	L	7-27
at Jacksonville Jaguars	12-03-2000	L	0-48
at Jacksonville Jaguars	09-30-2001	W	23-14
Jacksonville Jaguars	12-16-2001	L	10-15
Totals	1-7-0		.130
Home	0-4-0		.000
Away	1-3-0		.250

### Results vs. Kansas City Chiefs

at Kansas City Chiefs	11-14-1971	L	7-13
Kansas City Chiefs	10-08-1972	L	7-31
at Kansas City Chiefs	12-02-1973	T	20-20
Kansas City Chiefs	12-14-1975	W	40-14
at Kansas City Chiefs	12-12-1976	L	14-39
Kansas City Chiefs	10-30-1977	W	44-7
at Kansas City Chiefs	10-22-1978	L	3-17

# HISTORY

## BROWNS VS. NFL TEAMS

at Kansas City Chiefs	09-09-1979	W	27-24
Kansas City Chiefs	09-21-1980	W	20-13
at Kansas City Chiefs	09-30-1984	L	6-10
Kansas City Chiefs	10-12-1986	W	20-7
at Kansas City Chiefs	09-04-1988	W	6-3
Kansas City Chiefs	11-19-1989	T	10-10
at Kansas City Chiefs	09-30-1990	L	0-34
Kansas City Chiefs	11-24-1991	W	20-15
at Kansas City Chiefs	11-20-1994	L	13-20
Kansas City Chiefs	09-24-1995	W	35-17
Totals	8-7-2	.529	
Home	6-1-1	.813	
Away	2-6-1	.278	

### Results vs. Miami Dolphins

at Miami Dolphins	10-25-1970	W	28-0
Miami Dolphins	10-15-1973	L	9-17
Miami Dolphins	11-28-1976	W	17-13
Miami Dolphins	11-18-1979	W	30-24
Miami Dolphins	11-10-1986	W	26-16
at Miami Dolphins	12-12-1988	L	31-38
at Miami Dolphins	10-08-1989	L	10-13
Miami Dolphins	11-25-1990	L	13-30
Miami Dolphins	09-14-1992	L	23-27
Miami Dolphins	10-10-1993	L	14-24
Totals	4-6-0	.400	
Home	3-4-0	.429	
Away	1-2-0	.333	

### Results vs. Minnesota Vikings

Minnesota Vikings	10-31-1965	L	17-27
Minnesota Vikings	11-19-1967	W	14-10
at Minnesota Vikings	11-09-1969	L	3-51
at Minnesota Vikings	11-04-1973	L	3-26
Minnesota Vikings	09-28-1975	L	10-42
at Minnesota Vikings	12-14-1980	L	23-28
Minnesota Vikings	09-04-1983	L	21-27
at Minnesota Vikings	10-26-1986	W	23-20
Minnesota Vikings	12-17-1989	W	23-17
at Minnesota Vikings	11-22-1992	L	13-17
at Minnesota Vikings	12-09-1995	L	11-27
Totals	3-8-0	.273	
Home	2-3-0	.400	
Away	1-5-0	.167	

### Results vs. New England Patriots

New England Patriots	11-21-1971	W	27-7
at New England Patriots	11-10-1974	W	21-14
New England Patriots	09-26-1977	W	30-27
at New England Patriots	09-07-1980	L	17-34
New England Patriots	11-21-1982	W	10-7
at New England Patriots	11-20-1983	W	30-0
New England Patriots	10-07-1984	L	16-17
New England Patriots	10-06-1985	W	24-20

at New England Patriots	10-04-1987	W	20-10
at New England Patriots	09-08-1991	W	20-0
at New England Patriots	10-25-1992	W	19-17
New England Patriots	12-19-1993	L	17-20
New England Patriots	11-06-1994	W	13-6
at New England Patriots	09-03-1995	L	14-17
New England Patriots	10-03-1999	L	7-19
New England Patriots	11-12-2000	W	19-11
at New England Patriots	12-09-2001	L	16-27
Totals	11-6-0	.647	
Home	6-3-0	.667	
Away	5-3-0	.625	

### Results vs. New Orleans Saints

at New Orleans Saints	10-01-1967	W	42-7
at New Orleans Saints	09-15-1968	W	24-10
New Orleans Saints	11-10-1968	W	35-17
at New Orleans Saints	10-12-1969	W	27-17
at New Orleans Saints	12-12-1971	W	21-17
New Orleans Saints	11-30-1975	W	17-16
at New Orleans Saints	10-08-1978	W	24-16
New Orleans Saints	10-18-1981	W	20-17
New Orleans Saints	10-28-1984	L	14-16
at New Orleans Saints	09-13-1987	L	21-28
at New Orleans Saints	10-14-1990	L	20-25
New Orleans Saints	12-05-1993	W	17-13
at New Orleans Saints	10-31-1999	W	21-16
Totals	10-3-0	.769	
Home	4-1-0	.800	
Away	6-2-0	.750	

### Results vs. New York Giants

New York Giants	10-01-1950	L	0-6
at New York Giants	10-22-1950	L	13-17
New York Giants	10-27-1951	W	14-13
at New York Giants	11-18-1951	W	10-0
New York Giants	10-12-1952	L	9-17
at New York Giants	12-14-1952	L	34-37
at New York Giants	10-25-1953	W	7-0
New York Giants	12-06-1953	W	62-14
New York Giants	10-31-1954	W	24-14
at New York Giants	11-28-1954	W	16-7
New York Giants	11-06-1955	W	24-14
at New York Giants	11-27-1955	T	35-35
New York Giants	10-14-1956	L	9-21
at New York Giants	12-09-1956	W	24-7
New York Giants	09-29-1957	W	6-3
at New York Giants	12-15-1957	W	34-28
New York Giants	11-02-1958	L	17-21
at New York Giants	12-14-1958	L	10-13
New York Giants	10-11-1959	L	6-10
at New York Giants	12-06-1959	L	7-48
New York Giants	11-06-1960	L	13-17

# HISTORY

## BROWNS VS. NFL TEAMS

at New York Giants	12-15-1960	W	48-34
New York Giants	11-26-1961	L	21-37
at New York Giants	12-17-1961	T	7-7
New York Giants	09-16-1962	W	17-7
at New York Giants	12-09-1962	L	13-17
at New York Giants	10-13-1963	W	35-24
New York Giants	10-27-1963	L	6-33
New York Giants	10-25-1964	W	42-20
at New York Giants	12-12-1964	W	52-20
at New York Giants	10-24-1965	W	38-14
New York Giants	11-14-1965	W	34-21
at New York Giants	10-02-1966	W	28-7
New York Giants	12-04-1966	W	49-40
at New York Giants	10-29-1967	L	34-38
New York Giants	12-03-1967	W	24-14
New York Giants	12-01-1968	W	45-10
New York Giants	11-23-1969	W	28-17
at New York Giants	12-21-1969	L	14-27
New York Giants	09-30-1973	W	12-10
at New York Giants	11-20-1977	W	21-7
at New York Giants	12-01-1985	W	35-33
at New York Giants	09-22-1991	L	10-13
New York Giants	12-04-1994	L	13-16
New York Giants	11-05-2000	L	3-24
Totals	25-18-2	.581	
Home	13-10-0	.565	
Away	12-8-2	.600	

### Results vs. New York Jets

New York Jets	09-21-1970	W	31-21
at New York Jets	12-17-1972	W	26-10
New York Jets	09-12-1976	W	38-17
New York Jets	12-10-1978	W	37-34
at New York Jets	09-02-1979	W	25-22
New York Jets	12-07-1980	W	17-14
New York Jets	12-12-1981	L	13-14
New York Jets	10-09-1983	W	10-7
New York Jets	10-14-1984	L	20-24
at New York Jets	12-22-1985	L	10-37
New York Jets	09-11-1988	L	3-23
New York Jets	09-17-1989	W	38-24
at New York Jets	09-16-1990	L	21-24
New York Jets	10-06-1991	L	14-17
New York Jets	10-02-1994	W	27-7
Totals	9-6-0	.600	
Home	7-4-0	.636	
Away	2-2-0	.500	

### Results vs. Oakland Raiders

at Oakland Raiders	11-08-1970	L	20-23
Oakland Raiders	10-04-1971	L	20-34
at Oakland Raiders	11-18-1973	W	7-3
Oakland Raiders	10-06-1974	L	24-40

at Oakland Raiders	11-16-1975	L	17-38
Oakland Raiders	10-09-1977	L	10-26
at Oakland Raiders	12-09-1979	L	14-19
Los Angeles Raiders	10-20-1985	L	20-21
at Los Angeles Raiders	11-16-1986	L	14-27
at Los Angeles Raiders	12-20-1987	W	24-17
at Los Angeles Raiders	09-20-1992	W	28-16
at Los Angeles Raiders	09-19-1993	W	19-16
at Oakland Raiders	09-24-2000	L	10-36
Totals	4-9-0	.308	
Home	0-4-0	.000	
Away	4-5-0	.444	

### Results vs. Philadelphia Eagles

at Philadelphia Eagles	09-16-1950	W	35-10
Philadelphia Eagles	12-03-1950	W	13-7
Philadelphia Eagles	11-11-1951	W	20-17
at Philadelphia Eagles	12-16-1951	W	24-9
at Philadelphia Eagles	10-19-1952	W	49-7
Philadelphia Eagles	11-23-1952	L	20-28
Philadelphia Eagles	10-10-1953	W	37-13
at Philadelphia Eagles	12-13-1953	L	27-42
at Philadelphia Eagles	09-26-1954	L	10-28
Philadelphia Eagles	11-21-1954	W	6-0
Philadelphia Eagles	10-09-1955	W	21-17
at Philadelphia Eagles	11-13-1955	L	17-33
at Philadelphia Eagles	11-18-1956	W	16-0
Philadelphia Eagles	12-02-1956	W	17-14
Philadelphia Eagles	10-13-1957	W	24-7
at Philadelphia Eagles	10-20-1957	L	7-17
Philadelphia Eagles	11-23-1958	W	28-14
at Philadelphia Eagles	12-01-1958	W	21-14
Philadelphia Eagles	11-08-1959	W	28-7
at Philadelphia Eagles	12-13-1959	W	28-21
at Philadelphia Eagles	09-25-1960	W	41-24
Philadelphia Eagles	10-23-1960	L	29-31
at Philadelphia Eagles	09-17-1961	L	20-27
Philadelphia Eagles	11-19-1961	W	45-24
at Philadelphia Eagles	09-30-1962	L	7-35
Philadelphia Eagles	11-04-1962	T	14-14
Philadelphia Eagles	10-20-1963	W	37-7
at Philadelphia Eagles	11-03-1963	W	23-17
at Philadelphia Eagles	09-27-1964	W	28-20
Philadelphia Eagles	11-29-1964	W	38-24
at Philadelphia Eagles	10-03-1965	W	35-17
Philadelphia Eagles	11-07-1965	W	38-34
Philadelphia Eagles	11-13-1966	W	27-7
at Philadelphia Eagles	12-11-1966	L	21-33
at Philadelphia Eagles	12-17-1967	L	24-28
Philadelphia Eagles	11-24-1968	W	47-13
at Philadelphia Eagles	09-21-1969	W	27-20
at Philadelphia Eagles	09-24-1972	W	27-17
Philadelphia Eagles	11-14-1976	W	24-3

at Philadelphia Eagles	11-04-1979	W	24-19
Philadelphia Eagles	09-19-1982	L	21-24
Philadelphia Eagles	10-16-1988	W	19-3
Philadelphia Eagles	11-10-1991	L	30-32
at Philadelphia Eagles	11-13-1994	W	26-7
Philadelphia Eagles	12-10-2000	L	24-35
Totals	31-13-1	.705	
Home	17-5-1	.773	
Away	14-8-0	.636	

### Results vs. Pittsburgh Steelers

at Pittsburgh Steelers	10-07-1950	W	30-17
Pittsburgh Steelers	10-29-1950	W	45-7
Pittsburgh Steelers	10-21-1951	W	17-0
at Pittsburgh Steelers	12-09-1951	W	28-0
at Pittsburgh Steelers	10-04-1952	W	21-20
Pittsburgh Steelers	11-16-1952	W	29-28
Pittsburgh Steelers	11-08-1953	W	34-16
at Pittsburgh Steelers	11-22-1953	W	20-16
at Pittsburgh Steelers	10-17-1954	L	27-55
Pittsburgh Steelers	12-12-1954	W	42-7
Pittsburgh Steelers	11-20-1955	W	41-14
at Pittsburgh Steelers	12-04-1955	W	30-7
at Pittsburgh Steelers	10-06-1956	W	14-10
Pittsburgh Steelers	11-28-1956	L	16-24
at Pittsburgh Steelers	10-05-1957	W	23-12
Pittsburgh Steelers	11-10-1957	W	24-0
at Pittsburgh Steelers	10-05-1958	W	45-12
Pittsburgh Steelers	10-19-1958	W	27-10
at Pittsburgh Steelers	09-26-1959	L	7-17
Pittsburgh Steelers	11-22-1959	L	20-21
Pittsburgh Steelers	10-02-1960	W	28-20
at Pittsburgh Steelers	11-20-1960	L	10-14
at Pittsburgh Steelers	10-22-1961	W	30-28
Pittsburgh Steelers	11-05-1961	L	13-17
at Pittsburgh Steelers	10-28-1962	W	41-14
Pittsburgh Steelers	11-25-1962	W	35-14
Pittsburgh Steelers	10-05-1963	W	35-23
at Pittsburgh Steelers	11-10-1963	L	7-9
Pittsburgh Steelers	10-10-1964	L	7-23
at Pittsburgh Steelers	11-01-1964	W	30-17
Pittsburgh Steelers	10-09-1965	W	24-19
at Pittsburgh Steelers	11-28-1965	W	42-21
Pittsburgh Steelers	10-08-1966	W	41-10
at Pittsburgh Steelers	11-06-1966	L	6-16
Pittsburgh Steelers	10-07-1967	W	21-10
at Pittsburgh Steelers	11-05-1967	W	34-14
Pittsburgh Steelers	10-05-1968	W	31-24
at Pittsburgh Steelers	11-17-1968	W	45-24
Pittsburgh Steelers	10-18-1969	W	42-31
at Pittsburgh Steelers	11-16-1969	W	24-3
Pittsburgh Steelers	10-03-1970	W	15-7
at Pittsburgh Steelers	11-29-1970	L	9-28

Pittsburgh Steelers	10-10-1971	W	27-17
at Pittsburgh Steelers	11-07-1971	L	9-26
Pittsburgh Steelers	11-19-1972	W	26-24
at Pittsburgh Steelers	12-03-1972	L	0-30
at Pittsburgh Steelers	09-23-1973	L	6-33
Pittsburgh Steelers	11-25-1973	W	21-16
at Pittsburgh Steelers	10-20-1974	L	16-20
Pittsburgh Steelers	11-17-1974	L	16-26
Pittsburgh Steelers	10-05-1975	L	6-42
at Pittsburgh Steelers	12-07-1975	L	17-31
at Pittsburgh Steelers	09-19-1976	L	14-31
Pittsburgh Steelers	10-10-1976	W	18-16
Pittsburgh Steelers	10-02-1977	L	14-28
at Pittsburgh Steelers	11-13-1977	L	31-35
at Pittsburgh Steelers	09-24-1978	L	9-15
Pittsburgh Steelers	10-15-1978	L	14-34
Pittsburgh Steelers	10-07-1979	L	35-51
at Pittsburgh Steelers	11-25-1979	L	30-33
Pittsburgh Steelers	10-26-1980	W	27-26
at Pittsburgh Steelers	11-16-1980	L	13-16
at Pittsburgh Steelers	10-11-1981	L	7-13
Pittsburgh Steelers	11-22-1981	L	10-32
Pittsburgh Steelers	12-19-1982	W	10-9
at Pittsburgh Steelers	01-02-1983	L	21-37
at Pittsburgh Steelers	10-16-1983	L	17-44
Pittsburgh Steelers	12-18-1983	W	30-17
Pittsburgh Steelers	09-23-1984	W	20-10
at Pittsburgh Steelers	12-09-1984	L	20-23
Pittsburgh Steelers	09-16-1985	W	17-7
at Pittsburgh Steelers	11-03-1985	L	9-10
at Pittsburgh Steelers	10-05-1986	W	27-24
Pittsburgh Steelers	11-23-1986	W	37-31
Pittsburgh Steelers	09-20-1987	W	34-10
at Pittsburgh Steelers	12-26-1987	W	19-13
at Pittsburgh Steelers	10-02-1988	W	23-9
Pittsburgh Steelers	11-20-1988	W	27-7
at Pittsburgh Steelers	09-10-1989	W	51-0
Pittsburgh Steelers	10-15-1989	L	7-17
Pittsburgh Steelers	09-09-1990	W	13-3
at Pittsburgh Steelers	12-23-1990	L	0-35
Pittsburgh Steelers	10-27-1991	W	17-14
at Pittsburgh Steelers	12-22-1991	L	10-17
Pittsburgh Steelers	10-11-1992	W	17-9
at Pittsburgh Steelers	12-27-1992	L	13-23
Pittsburgh Steelers	10-24-1993	W	28-23
at Pittsburgh Steelers	01-02-1994	L	9-16
Pittsburgh Steelers	09-11-1994	L	10-17
at Pittsburgh Steelers	12-18-1994	L	7-17
at Pittsburgh Steelers	11-13-1995	L	3-20
Pittsburgh Steelers	11-26-1995	L	17-20
Pittsburgh Steelers	09-12-1999	L	0-43
at Pittsburgh Steelers	11-14-1999	W	16-15
Pittsburgh Steelers	09-17-2000	W	23-20

# HISTORY

## BROWNS VS. NFL TEAMS

at Pittsburgh Steelers	10-22-2000	L	0-22
Pittsburgh Steelers	11-11-2001	L	12-15
at Pittsburgh Steelers	01-06-2001	L	7-28
Totals	54-44-0		.551
Home	34-15-0		.694
Away	20-29-0		.408

### Results vs. San Diego Chargers

San Diego Chargers	11-01-1970	L	10-27
at San Diego Chargers	11-13-1972	W	21-17
San Diego Chargers	10-28-1973	T	16-16
at San Diego Chargers	11-03-1974	L	35-36
San Diego Chargers	10-24-1976	W	21-17
at San Diego Chargers	12-04-1977	L	14-37
San Diego Chargers	09-07-1981	L	14-44
San Diego Chargers	12-05-1982	L	13-30
at San Diego Chargers	09-25-1983	W	30-24
at San Diego Chargers	09-29-1985	W	21-7
San Diego Chargers	12-21-1986	W	47-17
at San Diego Chargers	11-01-1987	L	24-27
San Diego Chargers	09-23-1990	L	14-24
at San Diego Chargers	10-20-1991	W	30-24
San Diego Chargers	11-15-1992	L	13-14
at San Diego Chargers	12-03-1995	L	13-31
at San Diego Chargers	12-05-1999	L	10-23
San Diego Chargers	10-07-2001	W	20-16
Totals	7-10-1		.412
Home	3-5-1		.375
Away	4-5-0		.444

### Results vs. San Francisco 49ers

San Francisco 49ers	11-12-1950	W	34-14
at San Francisco 49ers	09-30-1951	L	10-24
San Francisco 49ers	11-15-1953	W	23-21
at San Francisco 49ers	10-02-1955	W	38-3
San Francisco 49ers	11-29-1959	L	20-21
at San Francisco 49ers	12-15-1962	W	13-10
at San Francisco 49ers	11-03-1968	W	33-21
at San Francisco 49ers	09-27-1970	L	31-34
San Francisco 49ers	12-01-1974	W	7-0
San Francisco 49ers	09-03-1978	W	24-7
at San Francisco 49ers	11-15-1981	W	15-12
San Francisco 49ers	11-11-1984	L	7-41
at San Francisco 49ers	11-29-1987	L	24-38
at San Francisco 49ers	10-28-1990	L	17-20
San Francisco 49ers	09-13-1993	W	23-13
Totals	9-6-0		.600
Home	5-2-0		.714
Away	4-4-0		.500

### Results vs. Seattle Seahawks

at Seattle Seahawks	12-18-1977	L	19-20
at Seattle Seahawks	12-03-1978	L	24-47
Seattle Seahawks	11-11-1979	L	24-29

at Seattle Seahawks	10-12-1980	W	27-3
at Seattle Seahawks	12-20-1981	L	21-42
at Seattle Seahawks	09-12-1982	W	21-7
Seattle Seahawks	10-02-1983	L	9-24
at Seattle Seahawks	09-03-1984	L	0-33
at Seattle Seahawks	12-08-1985	L	13-31
Seattle Seahawks	10-09-1988	L	10-16
at Seattle Seahawks	11-12-1989	W	17-7
at Seattle Seahawks	11-14-1993	L	5-22
Seattle Seahawks	12-24-1994	W	35-9
Seattle Seahawks	09-09-2001	L	6-9
Totals	4-10-0		.286
Home	1-4-0		.200
Away	3-6-0		.333

### Results vs. St. Louis Rams

at Los Angeles Rams	10-07-1951	W	38-23
Los Angeles Rams	09-28-1952	W	37-7
Los Angeles Rams	11-24-1957	W	45-31
at Los Angeles Rams	09-28-1958	W	30-27
Los Angeles Rams	09-29-1963	W	20-6
at Los Angeles Rams	12-12-1965	L	7-42
Los Angeles Rams	09-29-1968	L	6-24
at Los Angeles Rams	12-16-1973	L	17-30
Los Angeles Rams	11-27-1977	L	0-9
Los Angeles Rams	11-26-1978	W	30-19
at Los Angeles Rams	10-04-1981	L	16-27
at Los Angeles Rams	09-09-1984	L	17-20
Los Angeles Rams	10-26-1987	W	30-17
Los Angeles Rams	12-02-1990	L	23-38
at Los Angeles Rams	12-26-1993	W	42-14
at St. Louis Rams	10-24-1999	L	3-34
Totals	8-8-0		.500
Home	5-3-0		.625
Away	3-5-0		.375

### Results vs. Tampa Bay Buccaneers

at Tampa Bay Buccaneers	11-21-1976	W	24-7
at Tampa Bay Buccaneers	09-28-1980	W	34-27
Tampa Bay Buccaneers	11-13-1983	W	20-0
at Tampa Bay Buccaneers	11-05-1989	W	42-31
Tampa Bay Buccaneers	09-10-1995	W	22-6
Totals	5-0-0		1.000
Home	2-0-0		1.000
Away	3-0-0		1.000

### Results vs. Tennessee Titans

Houston Oilers	11-22-1970	W	28-14
at Houston Oilers	12-07-1970	W	21-10
Houston Oilers	09-19-1971	W	31-0
at Houston Oilers	11-28-1971	W	37-24
at Houston Oilers	10-22-1972	W	23-17
Houston Oilers	11-05-1972	W	20-0
Houston Oilers	10-21-1973	W	42-13



# HISTORY

## BROWNS VS. NFL TEAMS

at Houston Oilers	11-11-1973	W	23-13
Houston Oilers	09-22-1974	W	20-7
at Houston Oilers	12-15-1974	L	24-28
Houston Oilers	10-12-1975	L	10-40
at Houston Oilers	12-21-1975	L	10-21
at Houston Oilers	11-07-1976	W	21-7
Houston Oilers	12-05-1976	W	13-10
at Houston Oilers	10-16-1977	W	24-23
Houston Oilers	12-11-1977	L	15-19
Houston Oilers	10-01-1978	L	13-16
at Houston Oilers	11-05-1978	L	10-14
at Houston Oilers	09-30-1979	L	10-31
Houston Oilers	12-02-1979	W	14-7
Houston Oilers	09-15-1980	L	7-16
at Houston Oilers	11-30-1980	W	17-14
Houston Oilers	09-13-1981	L	3-9
at Houston Oilers	12-03-1981	L	13-17
at Houston Oilers	12-26-1982	W	20-14
Houston Oilers	10-30-1983	W	25-19
at Houston Oilers	12-11-1983	L	27-34
Houston Oilers	11-25-1984	W	27-10
at Houston Oilers	12-16-1984	W	27-20
at Houston Oilers	10-13-1985	W	21-6
Houston Oilers	12-15-1985	W	28-21
at Houston Oilers	09-14-1986	W	23-20
Houston Oilers	11-30-1986	W	13-10
Houston Oilers	10-11-1987	L	10-15
at Houston Oilers	11-22-1987	W	40-7
at Houston Oilers	11-07-1988	L	17-24
Houston Oilers	12-18-1988	W	28-23
Houston Oilers	10-29-1989	W	28-17
at Houston Oilers	12-23-1989	W	24-20
Houston Oilers	11-18-1990	L	23-35
at Houston Oilers	12-09-1990	L	14-58
at Houston Oilers	11-17-1991	L	24-28
Houston Oilers	12-15-1991	L	14-17
at Houston Oilers	11-08-1992	W	24-14
Houston Oilers	12-20-1992	L	14-17
Houston Oilers	11-21-1993	L	20-27
at Houston Oilers	12-12-1993	L	17-19
at Houston Oilers	10-13-1994	W	11-8
Houston Oilers	11-27-1994	W	34-10
at Houston Oilers	09-17-1995	W	14-7
Houston Oilers	11-05-1995	L	10-37
at Tennessee Titans	09-19-1999	L	9-26
Tennessee Titans	11-28-1999	L	21-33
at Tennessee Titans	11-19-2000	L	10-24
Tennessee Titans	12-17-2000	L	0-24
Tennessee Titans	12-02-2001	L	15-31
at Tennessee Titans	12-30-2001	W	41-38
Totals	31-26-0		.545
Home	14-14-0		.500
Away	17-12-0		.586

### Results vs. Washington Redskins

Washington Redskins	11-19-1950	W	20-14
at Washington Redskins	12-10-1950	W	45-21
Washington Redskins	10-14-1951	W	45-0
Washington Redskins	10-26-1952	W	19-15
at Washington Redskins	11-30-1952	W	48-24
at Washington Redskins	10-18-1953	W	30-14
Washington Redskins	11-01-1953	W	27-3
Washington Redskins	11-07-1954	W	62-3
at Washington Redskins	12-05-1954	W	34-14
Washington Redskins	09-25-1955	L	17-27
at Washington Redskins	10-16-1955	W	24-14
at Washington Redskins	10-21-1956	L	9-20
Washington Redskins	11-25-1956	L	17-20
Washington Redskins	11-03-1957	W	21-17
at Washington Redskins	11-17-1957	T	30-30
at Washington Redskins	11-16-1958	W	20-10
Washington Redskins	11-30-1958	W	21-14
Washington Redskins	10-25-1959	W	34-7
at Washington Redskins	11-15-1959	W	31-17
at Washington Redskins	10-30-1960	W	31-10
Washington Redskins	12-04-1960	W	27-16
Washington Redskins	10-08-1961	W	31-7
at Washington Redskins	11-12-1961	W	17-6
Washington Redskins	09-23-1962	L	16-17
at Washington Redskins	11-11-1962	L	9-17
Washington Redskins	09-15-1963	W	37-14
at Washington Redskins	12-15-1963	W	27-20
at Washington Redskins	09-13-1964	W	27-13
Washington Redskins	11-08-1964	W	34-24
at Washington Redskins	09-19-1965	W	17-7
Washington Redskins	12-05-1965	W	24-16
at Washington Redskins	09-11-1966	W	38-14
Washington Redskins	11-20-1966	W	14-3
Washington Redskins	11-26-1967	W	42-37
at Washington Redskins	12-08-1968	W	24-21
Washington Redskins	09-28-1969	W	27-23
at Washington Redskins	12-19-1971	W	20-13
Washington Redskins	10-26-1975	L	7-23
Washington Redskins	10-14-1979	L	9-13
Washington Redskins	10-27-1988	L	7-14
at Washington Redskins	11-27-1988	W	17-13
at Washington Redskins	10-13-1991	L	17-42
Totals	32-9-1		.774
Home	16-6-0		.727
Away	16-3-1		.825

# HISTORY

## RANKING BY YARDS (SINCE 1971)

YEAR	OFFENSE			DEFENSE		
	TOTAL	RUSHING	PASSING	TOTAL	RUSHING	PASSING
1971	18	20	9	17	23	4
1972	19	19	21	16	24	3
1973	23	13	23	11	15	9
1974	20	14	23	23	25	8
1975	21	14	21	19	15	23
1976	10	9	11	9	4	13
1977	9	8	10	20	19	13
1978	5	5	8	25	11	28
1979	3	14	6	24	27	19
1980	5	26	2	23	6	28
1981	4	20	4	16	18	15
1982	17	23	12	23	26	14
1983	10	19	6	9	14	9
1984	24	21	18	2	15	3
1985	21	8	25	9	10	12
1986	9	22	8	19	18	15
1987	9	21	5	3	2	8
1988	18	24	9	6	15	6
1989	16	21	11	7	10	9
1990	25	28	12	17	23	15
1991	19	24	9	18	21	15
1992	18	19	17	14	7	19
1993	20	17	19	12	12	13
1994	16	14	19	7	13	7
1995	21	22	14	24	20	24
1999	31	31	29	31	31	11
2000	31	30	30	26	29	12
2001	31	31	28	22	29	11

**Sept. 26, 1977—Cleveland 30, New England 27**, at Cleveland; Browns won coin toss. Brian Sipe threw a 22-yard pass to Dave Logan at Patriots' 19. Don Cockroft kicked a 35-yard field goal at 4:45.

**Sept. 10, 1978—Cleveland 13, Cincinnati 10**, at Cleveland; Browns won toss. Larry Collins returned a kickoff 41 yards to the Browns' 47. Don Cockroft kicked a 27-yard field goal at 4:30.

**Sept. 24, 1978—Pittsburgh 15, Cleveland 9**, at Pittsburgh; Steelers won toss. Bennie Cunningham scored on a 37-yard "gadget" pass from Terry Bradshaw at 3:43. Steelers started winning drive on their own 21.

**Dec. 9, 1978—Cleveland 37, New York Jets 34**, at Cleveland; Browns won toss. Don Cockroft kicked a 22-yard field goal at 3:07.

**Sept. 2, 1979—Cleveland 25, New York Jets 22**, at New York; Jets won toss. Pat Leahy's 43-yard field goal attempt was wide right at 4:41. Johnny Evans' punt was blocked by Donald Dykes and recovered by Tom Newton. Chuck Ramsey punted into the end zone for a touchback. Evans punted and Bruce Harper returned to the Jets' 24. Matt Robinson's pass was intercepted by Oliver Davis and returned 33 yards to Jets' 31. Don Cockroft kicked a 27-yard field goal at 14:45.

**Nov. 18, 1979—Cleveland 30, Miami 24**, at Cleveland; Browns won toss. Brian Sipe passed 39 yards to Reggie Rucker for touchdown at 1:59.

**Nov. 25, 1979—Pittsburgh 33, Cleveland 30**, at Pittsburgh; Browns won toss. Brian Sipe's pass was intercepted by Mel Blount on the Steelers' four. Terry Bradshaw's pass was intercepted by Ron Bolton on Browns' 12. Johnny Evans punted and Theo Bell returned to the Steelers' 17. Matt Bahr kicked a 37-yard field goal at 4:51.

**Nov. 8, 1981—Denver 23, Cleveland 20**, at Denver; Browns won toss. Dennis Smith recovered Calvin Hill's fumble at the Denver 48. Craig Morton's 33-yard pass to Rick Upchurch and six-yard run by Dave Preston set up Fred Steinfort's 30-yard field goal at 4:10.

**Sept. 25, 1983—Cleveland 30, San Diego 24**, at San Diego; Browns won toss. Harry Holt scored on 48-yard pass play from Brian Sipe at 1:53.

**Oct. 30, 1983—Cleveland 25, Houston 19**, at Cleveland; Oilers won toss. Teams traded punts. Mike Whitwell intercepted Gifford Nielsen's pass and returned it to the Oilers' 20. Boyce Green scored a touchdown on next play at 6:34.

**Dec. 2, 1984—Cincinnati 20, Cleveland 17**, at Cleveland; Browns won toss. Browns failed to get first down and Steve Cox punted 41 yards. John Simmons returned the punt 30 yards to the Browns' 35. Jim Breech kicked a 35-yard field goal at 4:34.

**Sept. 8, 1985—St. Louis 27, Cleveland 24**, at Cleveland; Cardinals won toss. Ron Wolfley returned the kickoff 24 yards to the St. Louis 36. The Cardinals gained 46 yards in nine plays before Neil O'Donoghue kicked a 35-yard field goal at 5:27.

**Nov. 23, 1986—Cleveland 37, Pittsburgh 31**, at Cleveland; Browns won toss. Following an exchange of possessions, Bernie Kosar threw a 36-yard touchdown pass to Webster Slaughter at 6:37.

**Nov. 30, 1986—Cleveland 13, Houston 10**, at Cleveland; Houston won toss and elected to kickoff. The Browns' drive was stalled. Frank Minnifield intercepted Oliver Luck. The Browns' drive halted. Minnifield intercepted Luck again. Mark Moseley kicked a 29-yard field goal at 14:44.

## HISTORY

### BROWNS IN OVERTIME

---

**Jan. 3, 1987—Cleveland 23, N.Y. Jets 20 (2 OT)**, at Cleveland (AFC Divisional Playoffs); Jets won coin toss in first overtime. Dave Jennings punted to Browns' 26. Browns drove to Jets 5. Mark Moseley missed 23-yard field goal (wide right). Jennings punted to Browns 38. Jeff Gossett punted to Jets 19. Jennings punted to Browns 31. Moseley kicked 27-yard field goal following a 60-yard drive at 2:02 (2nd OT).

**Jan. 11, 1987—Denver 23, Cleveland 20**, at Cleveland (AFC Championship); Browns won toss. Jeff Gossett punted to Gerald Willhite, who returned the ball to the Denver 25. Rich Karlis kicked a 33-yard field goal at 5:48.

**Nov. 1, 1987—San Diego 27, Cleveland 24**, at San Diego; Browns won toss. Bernie Kosar's pass intended for Ernest Byner was intercepted by Vencie Glenn. Vince Abbott kicked 33-yard field goal at 2:16.

**Oct. 8, 1989—Miami 13, Cleveland 10**, at Miami; Browns won toss. Matt Bahr missed a 44-yard field goal wide left. Pete Stoyanovich kicked a 35-yard field goal at 8:37.

**Nov. 19, 1989—Cleveland 10, Kansas City 10**, at Cleveland; Browns won toss. Each team had three possessions. Nick Lowery was short on a 47-yard field goal attempt at :17.

**Dec. 10, 1989—Indianapolis 23, Cleveland 17**, at Indianapolis; Browns won toss. Matt Bahr missed a 35-yard field goal wide left. The Colts punted. Bernie Kosar's pass was intercepted by Mike Prior, who returns 58 yards for a TD at 4:06.

**Dec. 17, 1989—Cleveland 23, Minnesota 17**, at Cleveland; Browns won toss. After both teams punted, Mike Pagel threw a 14-yard pass to Van Waiters on a fake 31-yard field goal attempt at 5:30.

**Oct. 20, 1991—Cleveland 30, San Diego 24**, at San Diego; Chargers won toss. The teams exchanged possessions. David Brandon scored on a 30-yard interception of John Friesz at 9:02.

**Oct. 29, 1995 – Cleveland 29, Cincinnati 26**, at Cincinnati; Browns won toss. On the Bengals' second possession, Carl Banks tipped a Jeff Blake pass into the hands of Dana Hall, who returned the ball to the Cincinnati 45. Earnest Byner raced 23 yards on a draw to set up Matt Stover's 28-yard field goal with 8:30 left in overtime.

**Nov. 4, 2001 – Chicago 27, Cleveland 21**, at Chicago; Bears won toss. The Browns shut down Chicago on the first series of overtime, forcing a Chicago punt. On the third play of Cleveland's first possession in overtime, Brian Robinson tips a pass from Tim Couch and the ball is intercepted by Mike Brown, who returns it for the winning touchdown with 12:10 left in overtime.

**Nov. 11, 2001 – Pittsburgh 15, Cleveland 12**, at Cleveland; Steelers won toss. The Steelers took the opening kickoff ran 8 times for 58 yards, including 48 yards by Jerome Bettis, to set up a 32-yard field goal by Kris Brown with 9:38 remaining in overtime.

**NOTE—Cleveland's overtime record is 12-10-1 (13-11-1 including postseason).** The Browns set a team record with four overtime games in 1989, tying for second most in NFL history. The Browns are 1-1 in postseason overtime games. Coin toss results: Browns won toss (7-7-1); Browns lost toss (5-2).

## BY BROWNS

11/25/2001	vs. Cincinnati Bengals	18-0
9/18/1994	vs. Arizona Cardinals	32-0
12/01/1991	at Indianapolis Colts	31-0
9/08/1991	at New England Patriots	20-0
9/10/1989	at Pittsburgh Steelers	51-0
10/18/1987	at Cincinnati Bengals	34-0*
11/20/1983	at New England Patriots	30-0
11/13/1983	vs. Tampa Bay Buccaneers	20-0
12/01/1974	vs. San Francisco 49ers	7-0
11/05/1972	vs. Houston Oilers	20-0
9/19/1971	vs. Houston Oilers	31-0
10/25/1970	at Miami Dolphins	28-0
10/22/1967	vs. Chicago Bears	24-0
12/27/1964	vs. Baltimore Colts	27-0**
12/11/1960	vs. Chicago Bears	42-0
12/01/1957	vs. Chicago Cardinals	31-0
11/10/1957	vs. Pittsburgh Steelers	24-0
11/18/1956	at Philadelphia Eagles	16-0
11/21/1954	vs. Philadelphia Eagles	6-0
10/25/1953	at New York Giants	7-0
9/27/1953	at Green Bay Packers	27-0
12/07/1952	at Chicago Cardinals	10-0
12/09/1951	at Pittsburgh Steelers	28-0
11/18/1951	at New York Giants	10-0
10/21/1951	vs. Pittsburgh Steelers	17-0
10/14/1951	vs. Washington Redskins	45-0
9/24/1950	at Baltimore Colts	31-0

\* replacement game, during 1987 players' strike

\*\* NFL Championship Game

## BY OPPONENTS

12/17/2000	vs. Tennessee Titans	0-24
12/03/2000	at Jacksonville Jaguars	0-48
10/22/2000	at Pittsburgh Steelers	0-22
10/01/2000	vs. Baltimore Ravens	0-12
9/12/1999	vs. Pittsburgh Steelers	0-43
9/27/1992	vs. Denver Broncos	0-12
12/23/1990	at Pittsburgh Steelers	0-35
11/04/1990	vs. Buffalo Bills	0-42
9/30/1990	at Kansas City Chiefs	0-34
12/03/1989	vs. Cincinnati Bengals	0-21
9/03/1984	at Seattle Seahawks	0-33
11/27/1977	vs. Los Angeles Rams	0-9
12/03/1972	at Pittsburgh Steelers	0-30
10/15/1972	vs. Chicago Bears	0-17
10/24/1971	vs. Denver Broncos	0-27
12/29/1968	vs. Baltimore Colts	0-34**
12/21/1958	at New York Giants	0-10#
10/01/1950	vs. New York Giants	0-6

# Playoff Game

\*\* NFL Championship Game

The Browns have won 27 NFL games by shutout and lost 14. Cleveland registered eight shutouts in the AAFC, and was never shutout.

# HISTORY

## BROWNS ON PRIMETIME

### 1970s

Sept. 21, 1970*	.....CLEVELAND 31, New York Jets 21	at Cleveland
Dec. 7, 1970	.....CLEVELAND 21, Houston 10	at Houston
Oct. 4, 1971	.....Oakland 34, CLEVELAND 20	at Cleveland
Nov. 13, 1972	.....CLEVELAND 21, San Diego 17	at San Diego
Oct. 15, 1973	.....Miami 17, CLEVELAND 9	at Cleveland
Sept. 26, 1977	.....CLEVELAND 30, New England 27 (OT)	at Cleveland
Sept. 24, 1979	.....CLEVELAND 26, Dallas 7	at Cleveland

### 1980s

Sept. 15, 1980	.....Houston 16, CLEVELAND 7	at Cleveland
Nov. 3, 1980	.....CLEVELAND 27, Chicago 21	at Cleveland
Sept. 7, 1981	.....San Diego 44, CLEVELAND 14	at Cleveland
Dec. 3, 1981**	.....Houston 17, CLEVELAND 13	at Houston
Sept. 15, 1983**	.....CLEVELAND 17, Cincinnati 7	at Cleveland
Sept. 16, 1984#	.....Denver 24, CLEVELAND 14	at Cleveland
Sept. 16, 1985	.....CLEVELAND 17, Pittsburgh 7	at Cleveland
Sept. 18, 1986**	.....Cincinnati 30, CLEVELAND 13	at Cleveland
Nov. 10, 1986	.....CLEVELAND 26, Miami 16	at Cleveland
Oct. 26, 1987	.....CLEVELAND 30, L.A. Rams 17	at Cleveland
Nov. 29, 1987#	.....San Francisco 38, CLEVELAND 24	at San Francisco
Sept. 19, 1988	.....CLEVELAND 23, Indianapolis 17	at Cleveland
Nov. 7, 1988	.....Houston 24, CLEVELAND 17	at Houston
Dec. 12, 1988	.....Miami 38, CLEVELAND 31	at Miami
Sept. 25, 1989	.....Cincinnati 21, CLEVELAND 14	at Cincinnati
Oct. 23, 1989	.....CLEVELAND 27, Chicago 7	at Cleveland
Dec. 23, 1989##	.....CLEVELAND 24, Houston 20	at Houston

### 1990s

Oct. 8, 1990	.....CLEVELAND 30, Denver 29	at Denver
Oct. 22, 1990	.....Cincinnati 34, CLEVELAND 13	at Cleveland
Nov. 17, 1991#	.....Houston 28, CLEVELAND 24	at Houston
Sept. 14, 1992	.....Miami 27, CLEVELAND 23	at Cleveland
Sept. 13, 1993	.....CLEVELAND 23, San Francisco 13	at Cleveland
Oct. 13, 1994**	.....CLEVELAND 11, Houston 8	at Houston
Oct. 2, 1995	.....Buffalo 22, CLEVELAND 19	at Buffalo
Nov. 13, 1995	.....Pittsburgh 20, CLEVELAND 3	at Pittsburgh
Sept. 12, 1999#	.....Pittsburgh 43, CLEVELAND 0	at Cleveland

Overall: 16-17 Home: 11-9 Away: 5-8

\* First game ever on Monday Night Football

Monday Nights Except: \*\*Thursday Night, #Sunday Night, ##Saturday Night



Frank Ryan

# YEAR BY YEAR

## PRESEASON RESULTS

### ALL-AMERICA FOOTBALL CONFERENCE

**1946 (1-0)**  
 Brooklyn Dodgers at Akron (35,964) .....35-20

**1947 (1-0)**  
 Baltimore Colts at Akron (35,106).....28-0

**1948 (1-1)**  
 Buffalo Bisons at Akron (28,069) .....35-21  
 Baltimore Colts at Toledo (13,433) .....17-21

**1949 (2-0-1)**  
 Chicago Rockets at Toledo (13,500) .....21-0  
 San Francisco 49ers (31,157) .....21-21  
 New York Yankees at Akron (19,441) .....28-21

### NATIONAL FOOTBALL LEAGUE

**1950 (5-0)**  
 Green Bay Packers at Toledo (10,000) .....38-7  
 Baltimore Colts at Cincinnati (21,000) .....34-7  
 Detroit Lions at Akron (23,670) .....35-14  
 Chicago Bears (51,076) .....27-23  
 Pittsburgh Steelers at Buffalo (15,259).....41-31

**1951 (4-1)**  
 College All-Stars (92,180) .....33-0  
 New York Yankees at Akron (25,820) .....52-0  
 at Detroit Lions (35,165) .....20-21  
 at Chicago Bears (67,342) .....32-21  
 Los Angeles Rams (38,851) .....7-6

**1952 (2-2)**  
 at Green Bay Packers (22,215) .....21-14  
 Chicago Bears (37,976) .....14-7  
 Detroit Lions at Syracuse (26,000) .....21-28  
 San Francisco 49ers at Akron (30,119).....31-35

**1953 (4-1-1)**  
 at San Francisco 49ers (36,273) .....20-7  
 at Los Angeles Rams (21,440) .....9-27  
 at Detroit Lions (39,985) .....24-24  
 Baltimore Colts at Akron (20,000).....23-21  
 at Chicago Bears (36,796) .....20-14  
 Green Bay Packers (22,336).....21-13

**1954 (2-3)**  
 at Green Bay Packers (15,747) .....14-13  
 at Los Angeles Rams (58,567).....10-38  
 at San Francisco 49ers (46,877) .....21-38  
 Detroit Lions at Dallas (42,000) .....31-56  
 Chicago Bears (17,631) .....35-7

**1955 (1-5)**  
 College All-Stars (75,000) .....27-30  
 Green Bay Packers at Akron (22,000) .....13-7  
 at San Francisco 49ers (41,604) .....14-17  
 Los Angeles Rams (35,948) .....21-38  
 Detroit Lions (29,581).....3-19  
 at Chicago Bears (43,067) .....21-24

**1956 (2-5)**  
 College All-Stars (75,000) .....26-0  
 at San Francisco 49ers (38,741) .....17-28  
 at Los Angeles Rams (40,175) .....6-17  
 Green Bay Packers (15,456).....20-21  
 at Detroit Lions (48,105) .....0-17

Detroit Lions at Akron (28,201) .....14-31  
 at Chicago Bears (56,543) .....24-14

**1957 (2-4)**  
 at Detroit Lions (40,150) .....10-20  
 Pittsburgh Steelers at Akron (26,669).....28-13  
 at San Francisco 49ers (32,840) .....17-21  
 at Los Angeles Rams (45,011).....14-20  
 Detroit Lions (34,369).....23-7  
 at Chicago Bears (47,354).....3-29

**1958 (3-3)**  
 Pittsburgh Steelers at Akron (27,202).....10-0  
 at Detroit Lions (36,662) .....7-17  
 at Los Angeles Rams (41,387).....13-10  
 at San Francisco 49ers (31,339) .....16-21  
 at Chicago Bears (52,669) .....31-42  
 Detroit Lions (35,343).....41-7

**1959 (2-4)**  
 at Pittsburgh Steelers (27,432) .....20-34  
 Detroit Lions at Akron (22,654) .....3-9  
 at San Francisco 49ers (24,737) .....14-17  
 at Los Angeles Rams (55,883).....27-24  
 at Detroit Lions (33,435) .....28-31  
 Chicago Bears (25,316) .....33-31

**1960 (5-1)**  
 at Detroit Lions (24,620) .....28-14  
 at Pittsburgh Steelers (16,360) .....27-24  
 at Los Angeles Rams (48,175).....17-22  
 San Francisco 49ers at Portland (25,898).....26-24  
 Chicago Bears at Akron (21,568).....16-10  
 Detroit Lions (25,911).....14-10

**1961 (3-2)**  
 at Detroit Lions (25,602) .....7-35  
 at San Francisco 49ers (38,759) .....27-24  
 at Los Angeles Rams (40,086).....34-17  
 Pittsburgh Steelers at Akron (27,758).....38-6  
 Detroit Lions (41,374).....17-35

**1962 (5-0)**  
 at Detroit Lions (34,241) .....17-14  
 Pittsburgh Steelers (77,683) .....33-10  
 San Francisco 49ers at Portland (27,161)....34-27  
 at Los Angeles Rams (43,118).....26-24  
 at Chicago Bears (57,878) .....28-24



# YEAR BY YEAR

## PRESEASON RESULTS

### 1963 (2-3)

at Detroit Lions (37,248) .....	10-24
Baltimore Colts (83,218) .....	7-21
at San Francisco 49ers (28,335) .....	24-7
at Los Angeles Rams (45,623) .....	23-14
Pittsburgh Steelers at Canton (18,462) .....	7-16

### 1964 (4-1)

at San Francisco 49ers (27,404) .....	7-26
at Los Angeles Rams (43,183) .....	56-31
Pittsburgh Steelers at Akron (27,255) .....	42-7
at Detroit Lions (36,946) .....	35-14
Green Bay Packers (83,736) .....	20-17

### 1965 (5-1)

College All-Stars (68,000) .....	24-16
at San Francisco 49ers (22,000) .....	37-21
at Los Angeles Rams (29,508) .....	21-19
at Detroit Lions (28,803) .....	28-14
Green Bay Packers (83,118) .....	14-30
Pittsburgh Steelers at Akron (23,162) .....	28-16

### 1966 (3-2)

at Los Angeles Rams (63,285) .....	6-16
at San Francisco 49ers (27,867) .....	28-17
at Atlanta Falcons (48,548) .....	42-3
Baltimore Colts (83,418) .....	17-24
Pittsburgh Steelers at Birmingham (23,590) .....	13-10

### 1967 (1-5)

Philadelphia Eagles at Canton (17,500) .....	13-28
at San Francisco 49ers (27,482) .....	14-42
at Los Angeles Rams (36,942) .....	17-24
at Atlanta Falcons (52,240) .....	31-34
Green Bay Packers (84,236) .....	21-30
at Minnesota Vikings (40,012) .....	42-14

### 1968 (2-3)

at Los Angeles Rams (64,020) .....	21-23
at San Francisco 49ers (26,801) .....	31-17
at New Orleans Saints (70,045) .....	27-40
at Buffalo Bills (45,448) .....	22-12
Green Bay Packers (84,918) .....	9-31

### 1969 (3-2-1)

San Francisco 49ers at Seattle (32,219) .....	21-16
at Los Angeles Rams (54,937) .....	10-7
at San Diego Chargers (36,005) .....	19-19
Green Bay Packers (85,532) .....	17-27
at Washington Redskins (45,994) .....	20-10
Minnesota Vikings at Akron (28,561) .....	16-23

### 1970 (2-4)

at Los Angeles Rams (71,559) .....	17-30
San Francisco 49ers at Tampa (41,851) .....	17-10
Kansas City Chiefs at Memphis (31,532) .....	13-16
at Cincinnati Bengals (57,112) .....	24-31
Minnesota Vikings (83,043) .....	21-24
at New York Giants (62,461) .....	30-29

### 1971 (1-5)

at San Francisco 49ers (40,000) .....	24-38
---------------------------------------	-------

at Los Angeles Rams (52,503) .....	5-17
at Dallas Cowboys (69,099) .....	15-16
Chicago Bears at South Bend (43,568) .....	19-20
New York Giants (82,710) .....	30-7
at St. Louis Cardinals (46,171) .....	13-27

### 1972 (0-6)

at Los Angeles Rams (64,803) .....	3-13
at San Francisco 49ers (58,364) .....	13-20
Detroit Lions at Ann Arbor (58,422) .....	7-34
Minnesota Vikings (70,583) .....	17-20
Cincinnati Bengals at Columbus (84,816) .....	21-27
at New York Giants (60,152) .....	21-28

### 1973 (2-3-1)

San Francisco 49ers (65,707) .....	16-27
at Los Angeles Rams (54,385) .....	21-21
Cincinnati Bengals at Columbus (73,421) .....	24-6
Atlanta Falcons at Knoxville (40,831) .....	20-17
Detroit Lions (64,088) .....	13-16
New York Giants at Akron (30,751) .....	10-21

### 1974 (2-4)

at Los Angeles Rams (28,021) .....	21-24
San Francisco 49ers (24,008) .....	21-20
Baltimore Colts at Tampa (25,116) .....	3-37
Washington Redskins (44,528) .....	17-20
Cincinnati Bengals at Columbus (36,326) .....	21-17
at Detroit Lions (42,905) .....	7-21

### 1975 (2-4)

at San Francisco 49ers (45,560) .....	13-17
Philadelphia Eagles (35,769) .....	14-6
at Washington Redskins (15,513) .....	14-23
Buffalo Bills (31,155) .....	20-34
New York Giants at Seattle (20,000) .....	24-20
Detroit Lions (32,341) .....	24-27

### 1976 (4-2)

Baltimore Colts at Lincoln (20,304) .....	0-21
Atlanta Falcons at Stillwater (24,227) .....	31-7
Minnesota Vikings (44,336) .....	31-7
at Philadelphia Eagles (20,600) .....	21-17
New England Patriots (36,016) .....	30-27
at Buffalo Bills (37,951) .....	10-28

### 1977 (3-3)

Washington Redskins (32,554) .....	14-16
at Minnesota Vikings (45,370) .....	33-34
St. Louis Cardinals (31,308) .....	19-10
Chicago Bears (36,598) .....	14-7
at Green Bay Packers (53,180) .....	19-14
at Detroit Lions (49,168) .....	20-24

### 1978 (2-2)

New York Giants (30,636) .....	7-21
at Buffalo Bills (23,241) .....	20-10
Detroit Lions (31,345) .....	14-10
at New England Patriots (42,696) .....	10-21

### 1979 (2-2)

at New York Giants (30,905) .....	7-27
-----------------------------------	------

# YEAR BY YEAR

## PRESEASON RESULTS

Baltimore Colts (43,056) .....24-3  
 at Detroit Lions (55,623) .....10-21  
 at Washington Redskins (40,039) .....21-9

### 1980 (1-3)

at Kansas City Chiefs (38,055) ..... 0-42  
 Washington Redskins (54,986) ..... 3-12  
 at Chicago Bears (57,688) .....33-31  
 at Minnesota Vikings (47,262) .....16-38

### 1981 (2-3)

Atlanta Falcons at Canton (23,921).....24-10  
 Pittsburgh Steelers (78,610) .....31-35  
 at Buffalo Bills (32,306) .....13-10  
 Buffalo Bills (41,495) .....20-31  
 at Green Bay Packers (56,191) .....18-35

### 1982 (4-0)

at Detroit Lions (54,275) .....17-16  
 Los Angeles Rams (60,794) .....26-23  
 at New Orleans Saints (55,689).....20-17  
 at Los Angeles Raiders (38,840) .....27-10

### 1983 (3-1)

at Green Bay Packers (41,866) .....21-20  
 at Buffalo Bills (25,886) .....27-10  
 at Denver Broncos (73,244) .....10-19  
 Los Angeles Raiders (61,844) .....20-17

### 1984 (1-3)

Pittsburgh Steelers (47,381) .....14-31  
 at Los Angeles Rams (41,882).....21-10  
 at Kansas City Chiefs (33,074).....13-31  
 at Philadelphia Eagles (40,030) .....19-20

### 1985 (2-2)

at San Diego Chargers (42,300) ..... 7-12  
 Philadelphia Eagles (46,236) .....28-14  
 at Buffalo Bills (23,145) .....31-28  
 Los Angeles Raiders (44,926)..... 7-26

### 1986 (4-0)

Buffalo Bills (58,982) .....19-17  
 at Miami Dolphins (50,815) .....17-10  
 at Atlanta Falcons (33,637) .....27-21  
 at Los Angeles Raiders (57,780) .....25-22

### 1987 (3-1)

St. Louis Cardinals (78,650).....31-16  
 at New York Giants (41,008) .....10-24  
 at Atlanta Falcons (35,960) .....23-3  
 Green Bay Packers at Mil. (37,707) ....(OT) 30-24

### 1988 (3-1)

Detroit Lions (78,065).....13-10  
 at Tampa Bay Buccaneers (50,074).....23-3  
 New York Jets at Montreal (39,112) ..... 7-11  
 New York Giants (71,129) .....17-13

### 1989 (1-4)

Philadelphia Eagles at London (73,677).....13-17  
 at Detroit Lions (44,536) .....25-24  
 Pittsburgh Steelers (71,939) .....21-24

at Phoenix Cardinals (36,667) ..... 7-21  
 Tampa Bay Buccaneers (62,486).....10-27

### 1990 (1-4)

Chicago Bears at Canton (23,952) ..... 0-13  
 at Green Bay Packers (52,625) .....25-10  
 Minnesota Vikings (60,989) .....20-23  
 Washington Redskins (62,444) .....13-31  
 at New York Giants (33,148) .....10-28

### 1991 (2-2)

Tampa Bay Buccaneers (64,753).....10-23  
 New York Giants (54,445) .....16-10  
 at Washington Redskins (51,137) .....(OT) 24-21  
 at Minnesota Vikings (45,925) ..... 7-31

### 1992 (2-2)

Atlanta Falcons (59,566) ..... 7-0  
 at New York Giants (46,788) ..... 7-16  
 Minnesota Vikings (55,755) ..... 3-56  
 at Tampa Bay Buccaneers (40,883).....24-3

### 1993 (2-2)

at Washington Redskins (36,455) .....12-41  
 New England Patriots at Toronto (33,012) ....12-9  
 Los Angeles Rams (51,361) .....21-10  
 at Tampa Bay Buccaneers (45,668).....20-23

### 1994 (3-1)

at New York Giants (59,684) .....24-15  
 Detroit Lions (47,455).....16-7  
 Atlanta Falcons (51,602) .....28-7  
 at Indianapolis Colts (39,052) .....7-24

### 1995 (2-2)

New York Giants (45,046) .....13-19  
 Chicago Bears (49,891) .....55-13  
 at Atlanta Falcons (41,813) .....10-19  
 at Arizona Cardinals (40,903) .....31-17

### 1999 (2-3)

Dallas Cowboys at Canton (25,156) ....(OT) 20-17  
 at Tampa Bay Buccaneers (63,963).....3-30  
 Minnesota Vikings (71,398) .....17-24  
 Chicago Bears (72,388) .....35-24  
 at Philadelphia Eagles (64,978) .....17-30

### 2000 (1-3)

Philadelphia Eagles (72,518) .....33-22  
 at Chicago Bears (66,944) .....6-19  
 Washington Redskins (71,818) .....0-24  
 at Green Bay Packers (59,687) .....33-34

### 2001 (2-2)

Green Bay Packers (71,218).....10-3  
 Tampa Bay Buccaneers (72,018).....7-6  
 at Washington Redskins (67,014) .....25-27  
 at Carolina Panthers (70,444) .....(OT) 20-23

**ALL-AMERICA FOOTBALL CONFERENCE**

1946: 12-2 (Points: 423-137)  
Coach: Paul Brown

**1946 USUAL STARTING LINEUPS**

**Offense**

LE	58	Mac Speedie
LT	40	J. Daniell, 48 E. Blandin
LG	36	Ed Uliniski
C	20	Mike Scarry
RG	32	L. Houston, 30 B. Willis
RT	44	Lou Rymkus
RE	56	D. Lavelli, 50 J. Yonokar
QB	60	Otto Graham
RB	90	Edgar Jones
RB	85	Don Greenwood
FB	76	Marion Motley

**Defense**

LDE	52	G. Young, 55 J. Harrington
LDT	48	E. Blandin, 40 J. Daniell
MG	30	Bill Willis
RDT	42	C. Adams, 49 L. Simonetti
RDE	50	J. Yonokar
LLB	76	Marion Motley
MLB	66	Lou Saban
RLB	20	Mike Scarry
LCB	85	D. Greenwood, 82 B. Lund
RCB	92	Tom Colella
S	62	Cliff Lewis

**Radio Announcers:**

Bob Neal, Stan Gee (WGAR 1220 AM)

**1st Western Division**

09/06	Miami Seahawks (60,135) (N) .....	W	44-0
09/13	at Chicago Rockets (51,962) (N) .....	W	20-6
09/22	at Buffalo Bisons (30,302) .....	W	28-0
09/29	New York Yankees (57,084) .....	W	24- 7
10/06	Brooklyn Dodgers (43,713) .....	W	26- 7
10/12	at New York Yankees (34,252) (N) .....	W	7-0
10/20	Los Angeles Dons (71,134) .....	W	31-14
10/27	San Francisco 49ers (70,385) .....	L	20-34
11/03	at Los Angeles Dons (24,800) .....	L	16-17
11/10	at San Francisco 49ers (41,061) .....	W	14-7
11/17	Chicago Rockets (60,457) .....	W	51-14
11/24	Buffalo Bisons (37,054) .....	W	42-17
12/03	at Miami Seahawks (9,083) .....	W	34-0
12/08	at Brooklyn Dodgers (14,600) .....	W	66-14
<b>CHAMPIONSHIP</b>			
12/22	New York Yankees (40,469) .....	W	14-9

1947: 12-1-1 (Points: 410-185)  
Coach: Paul Brown  
Top Draft Choice: FB Dick Hoerner

**1947 USUAL STARTING LINEUPS**

**Offense**

LE	58	Mac Speedie
LT	42	C. Adams, 48 E. Blandin
LG	36	E. Uliniski, 38 W. Humble
C	20	M. Scarry, 22 F. Gatski
RG	32	L. Houston, 30 B. Willis
RT	44	L. Rymkus
RE	56	Dante Lavelli
QB	60	Otto Graham
RB	99	B. Boedecker, 92 T. Colella
RB	85	D. Greenwood, 86 L. Mayne
FB	76	Marion Motley

**Defense**

LDE	52	George Young
LDT	42	Chet Adams
MG	30	Bill Willis
RDT	49	Len Simonetti
RDE	50	John Yonokar
LLB	76	Marion Motley
MLB	72	Lou Saban
RLB	38	Weldon Humble
LCB	85	D. Greenwood, 82 B. Lund
RCB	92	Tom Colella
S	62	Cliff Lewis

**Radio Announcers:**

Bob Neal, Bill Mayer (WGAR 1220 AM)

**1st Western Division**

09/05	Buffalo Bills (63,263) (N) .....	W	30-14
09/12	at Brooklyn Dodgers (18,876) (N) .....	W	55-7
09/21	Baltimore Colts (44,257) .....	W	28-0
09/26	at Chicago Rockets (18,450) (N) .....	W	41-21
10/05	New York Yankees (80,067) .....	W	26-17
10/12	Los Angeles Dons (63,124) .....	L	10-13
10/19	Chicago Rockets (35,266) .....	W	31-28
10/26	at San Francisco 49ers (54,483) .....	W	14-7
11/02	at Buffalo Bills (43,167) .....	W	28-7
11/09	Brooklyn Dodgers (30,279) .....	W	13-12
11/16	San Francisco 49ers (76,504) .....	W	37-14
11/23	at New York Yankees (70,060) .....	T	28-28
11/27	at Los Angeles Dons (45,009) .....	W	27-17
12/07	at Baltimore Colts (20,574) .....	W	42-0
<b>CHAMPIONSHIP</b>			
12/14	at New York Yankees (61,879) .....	W	14-3

# YEAR BY YEAR

## REGULAR SEASON RESULTS

### ALL-AMERICA FOOTBALL CONFERENCE

1948: 14-0 (Points: 389-190)

Coach: Paul Brown

Top Draft Choice: HB Jeff Durkota

#### 1948 USUAL STARTING LINEUPS

##### Offense

LE	58	Mac Speedie
LT	46	Lou Groza
LG	36	Ed Ulinski
C	22	Frank Gatski
RG	32	L. Houston, 34 B. Gaudio
RT	44	Lou Rymkus
RE	56	Dante Lavelli
QB	60	Otto Graham
RB	90	Edgar Jones
RB	86	Dub Jones
FB	76	Marion Motley

##### Defense

LDE	52	George Young
LDT	48	Forrest Grigg
MG	30	Bill Willis
RDT	42	C. Adams, 49 L. Simonetti
RDE	50	John Yonakar
LLB	38	Weldon Humble
MLB	20	Lou Saban
RLB	74	Tony Adamle
LCB	66	W. Lahr, 92 T. Colella
RCB	82	Tommy James
S	62	Cliff Lewis

##### Radio Announcers:

Bob Neal, Bill Mayer (WGAR 1220 AM)

##### Television Announcers:

Bob Neal, Stan Gee (Dumont TV Network)

#### 1st Western Division

09/03	Los Angeles Dons (60,193) (N) ....W	19-14
09/12	at Buffalo Bills (35,340) .....W	42-13
09/17	at Chicago Rockets (30,874) (N) ..W	28-7
09/26	Chicago Rockets (37,190).....W	21-10
10/05	at Baltimore Colts (22,359) (N) ....W	14-10
10/10	Brooklyn Dodgers (21,187) .....W	30-17
10/17	Buffalo Bills (28,054) .....W	31-14
10/24	New York Yankees (46,912) .....W	35-7
11/07	Baltimore Colts (32,314) .....W	28-7
11/14	San Francisco 49ers (31,187).....W	14-7
11/21	at New York Yankees (52,518) .....W	34-21
11/25	at Los Angeles Dons (60,031) .....W	31-14
11/28	at San Francisco 49ers (59,785) ..W	31-28
12/05	at Brooklyn Dodgers (9,821) .....W	31-21

#### CHAMPIONSHIP

12/19	Buffalo Bills (22,981) .....W	49-7
-------	-------------------------------	------

1949: 9-1-2 (Points: 339-171)

Coach: Paul Brown

Top Draft Choice: QB Jack Mitchell

#### 1949 USUAL STARTING LINEUPS

##### Offense

LE	58	Mac Speedie
LT	46	Lou Groza
LG	36	Ed Ulinski
C	22	Frank Gatski
RG	32	L. Houston, 34 B. Gaudio
RT	44	Lou Rymkus
RE	56	Dante Lavelli
QB	60	Otto Graham
RB	90	E. Jones, 99 B. Boedecker
RB	86	Dub Jones
FB	76	Marion Motley

##### Defense

LDE	52	G. Young, 53 B. O'Connor
LDT	48	F. Grigg, 42 D. Palmer
MG	30	Bill Willis
RDT	48	F. Grigg, 44 L. Rymkus
RDE	50	J. Yonakar, 59 H. Gillom
LLB	74	Tony Adamle
MLB	38	W. Humble, 35 A. Agase
RLB	20	L. Saban, 23 T. Thompson
LCB	80	Warren Lahr
RCB	82	Tommy James
S	62	Cliff Lewis

##### Radio Announcers:

Bob Neal, Bill Mayer (WGAR 1220 AM)

##### Television Announcers:

Bob Neal, Bill Mayer (Dumont TV Network)

#### 1st Western Division

09/05	at Buffalo Bills (31,839).....T	28-28
09/11	Baltimore Colts (21,621) .....W	21-0
09/18	New York Yankees (26,312) .....W	14-3
09/25	at Baltimore Colts (36,837) .....W	28-20
10/02	Los Angeles Dons (30,465) .....W	42-7
10/09	at San Francisco 49ers (59,720) ....L	28-56
10/14	at Los Angeles Dons (27,427) .....W	61-14
10/30	San Francisco 49ers (72,189).....W	30-28
11/06	Chicago Hornets (16,506) .....W	35-2
11/13	Buffalo Bills (22,511).....T	7-7
11/20	at New York Yankees (50,711) .....W	31-0
11/24	at Chicago Hornets (5,031) .....W	14-6

#### PLAYOFF

12/04	Buffalo Bills (17,270) .....W	31-21
-------	-------------------------------	-------

#### CHAMPIONSHIP

12/11	San Francisco 49ers (22,550).....W	21-7
-------	------------------------------------	------

# YEAR BY YEAR

## 1950 REGULAR SEASON RESULTS (10-2)

**Coach:** Paul Brown  
**Top Draft Choice:** HB Ken Carpenter

### 1950 USUAL STARTING LINEUPS

**Offense**  
**LE** 58 Mac Speedie  
**LT** 46 L. Groza, 42 D. Palmer  
**LG** 34 A. Gibron, 38 W. Humble  
**C** 22 Frank Gatski  
**RG** 32 Lin Houston  
**RT** 44 Lou Rymkus  
**RE** 56 Dante Lavelli  
**WR** 86 Dub Jones  
**QB** 60 Otto Graham  
**RB** 90 R. Bumgardner, 84 K. Carpenter  
**RB** 76 Marion Motley

**Defense**  
**LDE** 52 George Young  
**LDT** 48 F. Grigg, 42 D. Palmer  
**MG** 30 Bill Willis  
**RDT** 45 John Kissell  
**RDE** 53 Len Ford  
**LLB** 74 Tony Adamle  
**MLB** 38 W. Humble, 35 A. Agase  
**RLB** 20 Hal Herring  
**LCB** 80 Warren Lahr  
**RCB** 82 Tommy James  
**S** 62 C. Lewis, 85 K. Gorgal

**Radio Announcers:**  
 Bob Neal, Don Cordray (WRE 1300 AM)  
**Television Announcers:**  
 Bob Neal, Bill Mayer (Dumont TV Network)

Total Net Yards	3,937	2,963	Humble, Weldon	1	-10	-10.0	-10	0
Avg. Per Game	328.1	246.9	Browns	457	2,089	4.6	69t	20
Total Plays	717	743	Opponents	451	1,573	3.5	48	10
Avg. Per Play	5.5	4.0						
Net Yards Rushing	2,089	1,573	<b>Receiving</b>	<b>No</b>	<b>Yds</b>	<b>Avg</b>	<b>LG</b>	<b>TD</b>
Avg. Per Game	174.1	131.1	Speedie, Mac	42	548	13.0	45	1
Total Rushes	457	451	Lavelli, Dante	37	565	15.3	43	5
Net Yards Passing	1,679	1,390	Jones, Dub	31	458	14.8	80t	5
Avg. Per Game	139.9	115.8	Motley, Marion	11	151	13.7	41	1
Sacked/Yards Lost	0/305	0/191	Bumgardner, Rex	9	112	12.4	25t	1
Good Yards	1,984	1,581	Carpenter, Ken	5	45	9.0	16	0
Attempts/Completions	260/139	292/121	Gillom, Horace	2	54	27.0	38t	1
Completion Pct.	53.5%	41.4%	Phelps, Don	1	28	28.0	28	0
Had Intercepted	21	31	Groza, Lou	1	23	23.0	23t	1
Punts/Avg.	66/43.2	69/41.5	Browns	139	1,984	14.3	80t	15
Net Punting Yards	66/40.0	69/34.7	Opponents	121	1,581	13.1	64	8
Penalties/Yards Lost	104/968	62/554	<b>Interceptions</b>	<b>No</b>	<b>Yds</b>	<b>Avg</b>	<b>LG</b>	<b>TD</b>
Fumbles/Ball Lost	26/12	37/24	James, Tommy	9	69	7.7	34	0
Touchdowns	38	19	Lahr, Warren	8	99	12.4	30t	2
Rushing	20	10	Gorgal, Ken	6	23	3.8	13	0
Passing	15	8	Martin, Jim	2	15	7.5	14	0
Returns	3	1	Herring, Hal	2	12	6.0	9	0

Score By Periods	1st	2nd	3rd	4th	OT	Tot.
Browns	69	84	57	100	0	310
Opponents	39	35	35	35	0	144

Scoring	Ru	Pa	Rt	Dt	PAT	2Ru/2Pa	FG	Sat	TP	
Groza, Lou	0	1	0	0	29/29	0	0	13/19	0	74
Jones, Dub	6	5	0	0	0/0	0	0	0/0	0	66
Graham, Otto	6	0	0	0	0/0	0	0	0/0	0	36
Lavelli, Dante	0	5	0	0	0/0	0	0	0/0	0	30
Motley, M.	3	1	0	0	0/0	0	0	0/0	0	24
Phelps, Don	2	0	1	0	0/0	0	0	0/0	0	18
Bumgardner, R.	2	1	0	0	0/0	0	0	0/0	0	18
Lahr, Warren	0	2	0	0	0/0	0	0	0/0	0	12
Grigg, Forrest	0	0	0	0	9/9	0	0	1/2	0	12
Carpenter, K.	1	0	0	0	0/0	0	0	0/0	0	6
Gillom, Horace	0	1	0	0	0/0	0	0	0/0	0	6
Speedie, Mac	0	1	0	0	0/0	0	0	0/0	0	6
Kissell, John	0	0	0	0	0/0	0	0	0/0	1	2
Browns	20	15	3	0	38/38	0	0	14/21	1	310
Opponents	10	8	1	0	18/19	0	0	4/11	0	144

Punting	No	Yds	Avg	In20	TB	LG	Bk
Gillom, Horace	66	2,849	43.2	0	5	75	1
Browns	66	2,849	43.2	0	5	75	1
Opponents	69	2,864	41.5	0	6	65	0

Punt Returns	No	FC	Yds	Avg	LG	TD
Phelps, Don	13	0	174	13.4	54t	1
Moselle, Dom	7	0	126	18.0	48	0
Gorgal, Ken	4	0	83	20.8	33	0
Carpenter, Ken	4	0	58	14.5	27	0
James, Tommy	0	0	15	0.0	0	0
Lewis, Cliff	2	0	13	6.5	8	0
Browns	30	0	469	15.6	54t	1
Opponents	32	0	210	6.6	32	0

Rushing	No	Yds	Avg	LG	TD
Motley, Marion	140	810	5.8	69t	3
Jones, Dub	83	384	4.6	61t	6
Bumgardner, Rex	67	231	3.4	26	2
Graham, Otto	55	145	2.6	20	6
Phelps, Don	39	198	5.1	33	2
Carpenter, Ken	35	181	5.2	61t	1
Cole, Emerson	26	105	4.0	16	0
Moselle, Dom	5	39	7.8	15	0
Adamle, Tony	3	8	2.7	3	0
Lewis, Cliff	2	-1	-0.5	2	0
James, Tommy	1	-1	-1.0	-1	0

Kickoff Returns	No	Yds	Avg	LG	TD
Phelps, Don	12	325	27.1	61	0
Moselle, Dom	5	107	21.4	29	0
Carpenter, Ken	5	98	19.6	25	0
Adamle, Tony	4	53	13.3	22	0
Gillom, Horace	3	51	17.0	23	0
Cole, Emerson	1	22	22.0	22	0
Martin, Jim	1	14	14.0	14	0
Rymkus, Lou	1	0	0.0	0	0
Browns	32	670	20.9	61	0
Opponents	43	988	23.0	71	0

Team Statistics	Browns	Opponent
Total First Downs	199	184
Rushing	104	96
Passing	86	71
Penalty	9	17

Passing	Att	Cmp	Yds	Pct	Av/At	TD	TD%	Int	Int%	LG	Tkld	Ratng
Graham, Otto	253	137	1,943	54.2	7.68	14	5.5	20	7.9	80t	0/291	64.7
Lewis, Cliff	4	1	38	25.0	9.50	1	25.0	0	0.0	38t	0/14	106.3
Gillom, Horace	1	1	3	100.0	3.00	0	0.0	0	0.0	3	0/0	79.2
Carpenter, Ken	1	0	0	0.0	0.00	0	0.0	1	100.0	0	0/0	0.0
Groza, Lou	1	0	0	0.0	0.00	0	0.0	0	0.0	0	0/0	39.6
Browns	260	139	1,984	53.5	7.63	15	5.8	21	8.1	80t	0/305	64.0
Opponents	292	121	1,581	41.4	5.41	8	2.7	31	10.6	64	0/191	28.7

# YEAR BY YEAR

## 1951 REGULAR SEASON RESULTS (11-1)

Coch: Paul Brown  
 Top Draft Choice: HB/S Kenny Konz

### 1951 USUAL STARTING LINEUPS

Offense		
LE	58	M. Speedie, 59 H. Gillom
LT	46	Lou Groza
LG	34	Abe Gibron
C	22	Frank Gatski
RG	38	Bob Gaudio
RT	44	Lou Rymkus
RE	56	Dante Lavelli
WR	86	Dub Jones
QB	60	Otto Graham
RB	84	K. Carpenter, 90 R. Bumgardner
RB	70	E. Cole, 76 M. Motley

Defense		
LDE	52	George Young
LDT	48	F. Grigg, 42 D. Palmer
MG	30	Bill Willis
RDT	45	John Kissell
RDE	53	Len Ford
LLB	74	Tony Adamle
MLB	35	Alex Agase
RLB	20	Hal Herring
LCB	80	Warren Lahr
RCB	82	Tommy James
S	62	Cliff Lewis

Radio Announcers:  
 Bob Neal, Phil McLean (WERE 1300 AM)  
 Television Announcers:  
 Bob Neal, Bill Mayer (Dumont TV Network)

Avg. Per Game	320.6	250.2	Browns	415	1,708	4.1	43t	20
Total Plays	702	758	Opponents	428	1,454	3.4	35	8
Avg. Per Play	5.5	4.0						
Net Yards Rushing	1,708	1,454						
Avg. Per Game	142.3	121.2						
Total Rushes	415	428						
Net Yards Passing	1,902	1,548						
Avg. Per Game	158.5	129.0						
Sacked/Yards Lost	0/371	0/430						
Gross Yards	2,273	1,978						
Attempts/Completions	271/151	330/151						
Completion Pct.	55.7%	45.8%						
Had Intercepted	17	22						
Punts/Avg.	73/45.5	69/39.8						
Net Punting Avg.	73/40.8	69/36.5						
Penalties/Yards Lost	117/1,017	59/505						
Fumbles/Ball Lost	25/18	35/29						
Touchdowns	43	20						
Rushing	20	8						
Passing	18	10						
Returns	5	2						

Score By Periods	1st	2nd	3rd	4th	OT	Tot.
Browns	80	79	100	72	0	331
Opponents	34	19	44	55	0	152

Spring	Ru	Pa	Rt	Df	PAT	2Ru/2Pa	FG	Saf	TP	
Groza, Lou	0	0	0	0	43/43	0	0	10/23	0	73
Jones, Dub	7	5	0	0	0/0	0	0	0/0	0	72
Carpenter, K.	4	2	0	0	0/0	0	0	0/0	0	36
Lavelli, Dante	0	6	0	0	0/0	0	0	0/0	0	36
Graham, Otto	3	0	1	0	0/0	0	0	0/0	0	24
Speedie, Mac	0	3	0	0	0/0	0	0	0/0	0	18
Taseff, Carl	2	0	0	0	0/0	0	0	0/0	0	12
Bumgardner, R1	1	0	0	0	0/0	0	0	0/0	0	12
Lahr, Warren	0	0	0	0	0/0	0	0	0/0	0	12
Oristaglio, B.	0	1	0	0	0/0	0	0	0/0	0	6
Young, George	0	1	0	0	0/0	0	0	0/0	0	6
Gillom, Horace	0	1	0	0	0/0	0	0	0/0	0	6
Motley, Marion	1	0	0	0	0/0	0	0	0/0	0	6
Phelps, Don	1	0	0	0	0/0	0	0	0/0	0	6
Cole, Emerson	1	0	0	0	0/0	0	0	0/0	0	6
Browns	20	18	5	0	43/43	0	0	10/23	0	331
Opponents	8	10	2	0	18/20	0	0	4/14	1	152

Punting	No	Yds	Avg	In20	TB	LG	Bk
Gillom, Horace	73	3,321	45.5	0	8	66	0
Browns	73	3,321	45.5	0	8	66	0
Opponents	69	2,746	39.8	0	3	75	1

Punt Returns	No	FC	Yds	Avg	LG	TD
Carpenter, Ken	14	0	173	12.4	49	0
Lewis, Cliff	14	0	48	3.4	11	0
Taseff, Carl	1	0	6	6.0	6	0
Phelps, Don	1	0	3	3.0	3	0
Browns	30	0	230	7.7	49	0
Opponents	49	0	340	6.9	30	0

Kickoff Returns	No	Yds	Avg	LG	TD
Carpenter, Ken	9	196	21.8	48	0
Bumgardner, Rex	3	75	25.0	33	0
Phelps, Don	3	66	22.0	25	0
Taseff, Carl	3	56	18.7	20	0
Jagade, Harry	2	36	18.0	19	0
Cole, Emerson	2	28	14.0	20	0
Gillom, Horace	2	25	12.5	15	0
Gaudio, Bob	1	8	8.0	8	0
Shula, Don	1	6	6.0	6	0
Gibron, Abe	1	0	0.0	0	0
Browns	27	496	18.4	48	0
Opponents	34	763	22.4	41	0

Rushing	No	Yds	Avg	LG	TD
Jones, Dub	104	492	4.7	43t	7
Carpenter, Ken	85	402	4.7	30	4
Motley, Marion	61	273	4.5	26	1
Cole, Emerson	46	252	5.5	23	1
Bumgardner, Rex	45	126	2.8	20	1
Graham, Otto	35	29	0.8	12	3
Phelps, Don	16	65	4.1	16	1
Taseff, Carl	13	49	3.8	15	2
Jagade, Harry	7	30	4.3	22	0
Lewis, Cliff	3	-10	-3.3	1	0

Date	Result	Opponent	Att.
09/30	L 10-24	at San Francisco 49ers	52,219
10/07	W 38-23	at Los Angeles Rams	67,186
10/14	W 45-0	Washington Redskins	33,968
10/21	W 17-0	Pittsburgh Steelers	32,409
10/27	W 14-13	New York Giants	56,947
11/04	W 34-17	at Chicago Cardinals	19,742
11/11	W 20-17	Philadelphia Eagles	36,571
11/18	W 10-0	at New York Giants	52,215
11/25	W 42-21	Chicago Bears	40,969
12/02	W 49-28	Chicago Cardinals	30,550
12/09	W 28-0	at Pittsburgh Steelers	24,229
12/16	W 24-9	at Philadelphia Eagles	16,263
<b>Championship</b>			
12/23	L 17-24	at Los Angeles Rams	57,540

Team Statistics	Browns	Opponent
Total First Downs	203	201
Rushing	92	88
Passing	99	81
Penalty	12	32
Total Net Yards	3,347	3,002

Passing	Att	Cmp	Yds	Pct	Av/At	TD	TD%	Int	Int%	LG	Tkld	Ratng
Graham, Otto	265	147	2,205	55.5	8.32	17	6.4	16	6.0	81t	0/371	79.2
Lewis, Cliff	6	4	68	66.7	11.33	1	16.7	1	16.7	20	0/0	104.9
Browns	271	151	2,273	55.7	8.39	18	6.6	17	6.3	81t	0/371	79.5
Opponents	330	151	1,978	45.8	5.99	10	3.0	22	6.7	61	0/430	47.5

# YEAR BY YEAR

## 1952 REGULAR SEASON RESULTS (8-4)

Coach: Paul Brown  
 Top Draft Choice: DB Bert Rechichar  
**1952 USUAL STARTING LINEUPS**

**Offense**

LE 88 Mac Speedie  
 LT 76 Lou Groza  
 LG 64 Abe Gibron  
 C 52 Frank Gatski  
 RG 62 L. Houston, 65 J. Skibinski  
 RT 78 John Sandusky  
 RE 83 Darrel Brewster  
 WR 40 Dub Jones  
 QB 14 Otto Graham  
 RB 22 Rex Bumgardner  
 RB 36 Marion Motley

**Defense**

LDE 82 George Young  
 LDT 74 Bob Gain  
 MG 60 Bill Willis  
 RDT 72 Derrell Palmer  
 RDE 80 Len Ford  
 LLB 34 Walt Michaels  
 MLB 50 Tommy Thompson  
 RLB 50 Hal Herring  
 RCB 42 T. James, 44 D. Shula  
 LCB 24 Warren Lahr  
 S 15 Bert Rechichar

Radio Announcers:  
 Ken Coleman, Bob Bousma (WTAM 1100 AM)

Television Announcers:  
 Don Watrick, Lou Saban (WXEL-Channel 9)

		Total Plays	786	759	Receiving		No	Yds	Avg	LG	TD
Avg. Per Play		5.8	4.1	Speedie, Mac	62	911	14.7	50	5		
Net Yards Rushing		1,784	1,386	Jones, Dub	43	651	15.1	63t	4		
Avg. Per Game		148.7	115.5	Lavelli, Dante	21	336	16.0	41	4		
Total Rushes		391	411	Carpenter, Ken	16	136	8.5	41t	1		
Net Yards Passing		2,566	1,689	Motley, Marion	13	213	16.4	68t	2		
Avg. Per Game		213.8	140.8	Howard, Sherman	11	219	19.9	57t	3		
Sacked/Yards Lost		0/273	0/339	Jagade, Harry	9	203	22.6	47t	1		
Gross Yards		2,839	2,028	Brewster, Darrel	4	117	29.3	47t	1		
Attempts/Completions		374/184	348/141	Gillom, Horace	4	45	11.3	21	1		
Completion Pct.		49.2%	40.5%	Renfro, Ray	1	8	8.0	8	0		
Had Intercepted		26	22	Browns	184	2,839	15.4	68t	22		
Punts/Avg.		61/45.7	84/40.6	Opponents	141	2,028	14.4	70t	17		
Net Punting Avg.		61/40.7	84/35.7								
Penalties/Yards Lost		85/744	46/252								
Fumbles/Ball Lost		21/11	23/14								
Touchdowns		36	29								
Rushing		12	11								
Passing		22	17								
Returns		2	1								

Score By Periods	1st	2nd	3rd	4th	OT	Tot.
Browns	81	62	108	59	0	— 310
Opponents	47	53	42	71	0	— 213

Scoring	Ru	Pa	Rt	DI	PAT	2Ru	2Pa	FG	Sal	TP	
Groza, Lou	0	0	0	0	32/32	0	0	0	19/33	0	89
Jones, Dub	2	4	0	0	0/0	0	0	0	0/0	0	36
Carpenter, K.	3	1	1	0	0/0	0	0	0	0/0	0	30
Speedie, Mac	0	5	0	0	0/0	0	0	0	0/0	0	30
Lavelli, Dante	0	4	0	0	0/0	0	0	0	0/0	0	24
Graham, Otto	4	0	0	0	0/0	0	0	0	0/0	0	24
Howard, S.	0	3	0	0	0/0	0	0	0	0/0	0	18
Jagade, Harry	2	1	0	0	0/0	0	0	0	0/0	0	18
Motley, Marion	1	2	0	0	0/0	0	0	0	0/0	0	18
Ford, Len	0	0	1	0	0/0	0	0	0	0/0	0	16
Brewster, D.	0	1	0	0	0/0	0	0	0	0/0	0	6
Gillom, Horace	0	1	0	0	0/0	0	0	0	0/0	0	6
Gain, Bob	0	0	0	0	3/3	0	0	0	0/0	0	3
Young, George	0	0	0	0	0/0	0	0	0	0/0	0	2
Team, Stat	0	0	0	0	0/1	0	0	0	0/0	0	0
Browns	12	22	2	0	35/36	0	0	19/33	1	310	
Opponents	11	17	1	0	25/29	0	0	4/11	1	213	

Rushing		No	Yds	Avg	LG	TD	Punting		No	Yds	Avg	In20	TB	LG	Bk
Motley, Marion	104	444	4.3	59	1		Gillom, Horace	61	2,787	45.7	0	6	73	1	
Carpenter, Ken	72	408	5.7	37	3		Browns	61	2,787	45.7	0	6	73	1	
Jones, Dub	65	270	4.2	35	2		Opponents	84	3,408	40.6	0	3	60	0	
Jagade, Harry	57	373	6.5	30	2		Punt Returns		No	FC	Yds <th>Avg</th> <th>LG</th> <th>TD</th>	Avg	LG	TD	
Graham, Otto	39	128	3.3	21	4		Renfro, Ray	22	0	169	7.7	34	0		
Howard, Sherman	34	95	2.8	22	0		Carpenter, Ken	10	0	139	13.9	54t	1		
Renfro, Ray	10	26	2.6	11	0		Rechichar, Bert	8	0	47	5.9	16	0		
Bumgardner, Rex	9	38	4.2	24	0		Bumgardner, Rex	10	0	35	3.5	10	0		
Ratterman, George	1	2	2.0	2	0		Phelps, Don	5	0	15	3.0	10	0		
Browns	391	1,784	4.6	59	12		Skibinski, Joe	0	0	5	0.0	5	0		
Opponents	411	1,386	3.4	69	11		Browns	55	0	410	7.5	54t	1		
								Opponents	39	0	307	7.9	38	0	

Date	Result	Opponent	Att.
09/28	W 37-7	Los Angeles Rams	57,832
10/04	W 21-20	at Pittsburgh Steelers	27,923
10/12	L 9-17	New York Giants	51,858
10/19	W 49-7	at Philadelphia Eagles	27,874
10/26	W 19-15	Washington Redskins	32,496
11/02	L 6-17	at Detroit Lions	56,029
11/09	W 28-13	Chicago Cardinals	34,097
11/16	W 29-28	Pittsburgh Steelers	34,973
11/23	L 20-28	Philadelphia Eagles	28,948
11/30	W 48-24	at Washington Redskins	22,679
12/07	W 10-0	at Chicago Cardinals	24,541
12/14	L 34-37	at New York Giants	41,610
<b>Championship</b>			
12/28	L 7-17	Detroit Lions	50,934

Team Statistics	Browns	Opponent
Total First Downs	228	186
Rushing	105	78
Passing	119	95
Penalty	4	13
Total Net Yards	4,551	3,075
Avg. Per Game	379.3	256.3

Passing	Att	Cmp	Yds	Pct	Av/At	TD	TD%	Int	Int%	LG	Tkld	Rating
Graham, Otto	364	181	2,816	49.7	7.74	20	5.5	24	6.6	68t	0/242	66.6
Ratterman, George	6	2	20	33.3	3.33	1	16.7	2	33.3	11t	0/18	43.8
Jones, Dub	2	1	3	50.0	1.50	1	50.0	0	0.0	3t	0/13	95.8
Motley, Marion	2	0	0	0.0	0.00	0	0.0	0	0.0	0	0/0	39.6
Browns	374	184	2,839	49.2	7.59	22	5.9	26	7.0	68t	0/273	65.4
Opponents	348	141	2,028	40.5	5.83	17	4.9	22	6.3	70t	0/339	50.1

# YEAR BY YEAR

## 1953 REGULAR SEASON RESULTS (11-1)

Coach: Paul Brown  
Top Draft Choice: DT Doug Atkins

### 1953 USUAL STARTING LINEUPS

Offense			
LE	88	Darrel Brewster	
LT	76	Lou Groza	
LG	64	Abe Gibrón	
C	52	Frank Gatski	
RG	65	Chuck Noll	
RT	78	John Sandusky	
RE	86	Dante Lavelli	
RHB	40	D. Jones, 46 B. Reynolds	
QB	14	Otto Graham	
FB	32	H. Jagade, 36 M. Motley	
LHB	20	K. Carpenter, 26 R. Renfro	
Defense			
LDE	83	Doug Atkins	
LDT	70	Don Colo	
MG	60	Bill Willis	
RDT	72	Derrrell Palmer	
RDE	80	Len Ford	
LLB	34	Walt Michaels	
RLB	54	Tommy Thompson	
LCB	24	Warren Lahr	
RCB	42	Tommy James	
LS	15	Ken Gorgal	
RS	22	Ken Konz	
Radio Announcers:			
Ken Coleman, Bob Bousma (WTAM 1100 AM)			
Television Announcers:			
Bill McCoolgan, John Fitzgerald (WXEL-Channel 9)			

Total Plays	682	763	Renfro, Ray	39	722	18.5	70	4
Avg. Per Play	6.6	4.7	Brewster, Darrel	32	632	19.8	45	4
Net Yards Rushing	1,577	1,560	Jones, Dub	24	373	15.5	58	0
Avg. Per Game	131.4	130.0	Jagade, Harry	20	193	9.6	37	0
Total Rushes	379	374	Reynolds, Billy	9	120	13.3	55	0
Net Yards Passing	2,814	2,015	Carpenter, Ken	9	109	12.1	32	2
Avg. Per Game	234.5	167.9	Gillom, Horace	7	80	11.4	23	0
Sacked/Yards Lost	0/245	0/256	Motley, Marion	6	47	7.8	23	0
Gross Yards	3,059	2,271	Browns	191	3,059	16.0	70	16
Attempts/Completions	303/191	389/164	Opponents	164	2,271	13.8	77t	10
Completion Pct.	63.0%	42.2%						
Had Intercepted	9	25						
Punts/Avg.	63/43.8	72/40.8						
Net Punting Avg.	63/41.3	72/38.3						
Penalties/Yards Lost	86/680	40/335						
Fumbles/Ball Lost	27/15	25/16						
Touchdowns	40	22						
Rushing	20	11						
Passing	16	10						
Returns	4	1						

Score By Periods	1st	2nd	3rd	4th	OT	Tot.
Browns	67	121	61	99	0	348
Opponents	31	45	42	44	0	162

Scoring	Ru	Pa	Flt	DT	PAT	2Ru	2Pa	FG	Sat	Pt
Groza, Lou	0	0	0	0	39/40	0	0	23/26	0	108
Renfro, Ray	4	4	1	0	0/0	0	0	0/0	0	54
Lavelli, Dante	0	6	0	0	0/0	0	0	0/0	0	36
Graham, Otto	6	0	0	0	0/0	0	0	0/0	0	36
Carpenter, K.	3	2	0	0	0/0	0	0	0/0	0	30
Brewster, Dd	0	4	0	0	0/0	0	0	0/0	0	24
Jagade, Harry	4	0	0	0	0/0	0	0	0/0	0	18
Reynolds, Billy	3	0	0	0	0/0	0	0	0/0	0	24
Helluin, F.	0	0	1	0	0/0	0	0	0/0	0	6
James, Tommy	0	1	0	0	0/0	0	0	0/0	0	6
Michaels, Walt	0	1	0	0	0/0	0	0	0/0	0	6
Browns	20	16	4	0	39/40	0	0	23/26	0	348
Opponents	11	10	1	0	20/22	0	0	2/13	2	162

Rushing	No.	Yds.	Avg.	LG	TD
Jagade, Harry	86	344	4.0	23	4
Reynolds, Billy	72	313	4.3	16	3
Renfro, Ray	60	352	5.9	58t	4
Carpenter, Ken	46	195	4.2	30	3
Graham, Otto	43	143	3.3	21	6
Motley, Marion	32	161	5.0	34	0
Jones, Dub	31	28	0.9	10	0
Howard, Sherman	7	42	6.0	34	0
Ratterman, George	2	6	3.0	3	0
Gibrón, Abe	0	-7	0.0	0	0
Browns	379	1,577	4.2	58t	20
Opponents	374	1,560	4.2	56	11

Receiving	No.	Yds.	Avg.	LG	TD
Lavelli, Dante	45	783	17.4	55t	6

Interceptions	No.	Yds.	Avg.	LG	TD
Lahr, Warren	5	119	23.8	42	0
James, Tommy	5	21	4.2	11	0
Konz, Ken	5	15	3.0	9	0
Gorgal, Ken	4	25	6.3	19	0
Thompson, Tommy	2	13	6.5	8	0
Michaels, Walt	1	34	34.0	34t	1
Catlin, Tom	1	16	16.0	16	0
Howard, Sherman	1	3	3.0	3	0
Ford, Len	1	0	0.0	0	0
Browns	25	246	9.8	42	1
Opponents	9	94	10.4	28t	1

Punting	No.	Yds.	Avg.	In20	TB	LG	Blk.
Gillom, Horace	63	2,760	43.8	0	4	67	0
Browns	63	2,760	43.8	0	4	67	0
Opponents	72	2,934	40.8	0	5	61	0

Punt Returns	No.	FC	Yds.	Avg.	LG	TD
Reynolds, Billy	18	0	111	6.2	28	0
Renfro, Ray	17	0	53	3.1	16	0
Jones, Dub	1	0	7	7.0	7	0
Konz, Ken	1	0	4	4.0	4	0
Carpenter, Ken	6	0	0	0.0	0	0
Browns	43	0	175	4.1	28	0
Opponents	35	0	156	4.5	17	0

Kickoff Returns	No.	Yds.	Avg.	LG	TD
Carpenter, Ken	16	367	22.9	40	0
Reynolds, Billy	4	74	18.5	21	0
Motley, Marion	3	60	20.0	22	0
Michaels, Walt	2	40	20.0	22	0
Steinbrunner, Don	1	23	23.0	23	0
Donaldson, Gene	1	7	7.0	7	0
Howard, Sherman	1	6	6.0	6	0
Noll, Chuck	1	2	2.0	2	0
Young, George	1	0	0.0	0	0
Browns	30	579	19.3	40	0
Opponents	46	1,114	24.2	49	0

Date	Result	Opponent	Att.
09/27	W 27-0	at Green Bay Packers	22,604
10/04	W 27-7	at Chicago Cardinals	24,374
10/10	W 37-13	Philadelphia Eagles	45,802
10/18	W 30-14	at Washington Redskins	33,963
10/25	W 7-0	at New York Giants	30,773
11/01	W 27-3	Washington Redskins	47,845
11/08	W 34-16	Pittsburgh Steelers	35,592
11/15	W 23-21	San Francisco 49ers	80,698
11/22	W 20-16	at Pittsburgh Steelers	32,904
11/23	W 27-16	Chicago Cardinals	24,499
12/06	W 62-14	New York Giants	40,235
12/13	L 27-42	at Philadelphia Eagles	38,654
		Championship	
12/27	L 16-17	at Detroit Lions	54,577
Team Statistics			
	Browns	Opponent	
Total First Downs	213	206	
Rushing	79	89	
Passing	122	101	
Penalty	12	16	
Total Net Yards	4,534	3,575	
Avg. Per Game	377.8	297.9	

Passing	Att.	Cmp.	Yds.	Pct.	Av/At	TD	TD%	Int.	Int%	LG	Thld	Rating
Graham, Otto	258	167	2,722	64.7	10.55	11	4.3	9	3.5	70	0/245	99.7
Ratterman, George	41	23	325	56.1	7.93	4	9.8	0	0.0	45	0/0	114.4
Renfro, Ray	3	1	36	33.3	12.00	1	33.3	0	0.0	36t	0/0	119.4
Jones, Dub	1	0	0	0.0	0.00	0	0.0	0	0.0	0	0/0	39.6
Browns	303	191	3,083	63.0	10.17	16	5.3	9	3.0	70	0/245	102.2
Opponents	389	164	2,271	42.2	5.84	10	2.6	25	6.4	77t	0/256	43.3



# YEAR BY YEAR

## 1954 REGULAR SEASON RESULTS (9-3)

Coach: Paul Brown  
 Top Draft Choice: QB Robert Garret

**1954 USUAL STARTING LINEUPS**

**Offense**

LE 88 Darrel Brewster  
 LT 76 Lou Groza  
 LG 64 Abe Gibron  
 C 52 Frank Gatski  
 RG 60 H. Bradley, 65 C. Noll  
 RT 78 John Sandusky  
 RE 86 Dante Lavelli  
 WR 26 R. Renfro, 44 C. Hanulak  
 QB 14 Otto Graham  
 RB 46 B. Reynolds, 40 D. Jones  
 RB 30 M. Bassett, 32 F. Morrison

**Defense**

LDE 82 Carlton Massey  
 LDT 72 John Kissel  
 MG 74 Mike McCormack  
 RDT 70 Don Colo  
 RDE 80 Len Ford  
 LLB 50 Tom Catlin  
 RLB 34 Walt Michaels  
 LCB 24 Warren Lahr  
 RCB 20 Don Paul  
 LS 15 K. Gorgal, 22 K. Konz  
 RS 42 Tommy James

Radio Announcers:  
 Bill McColgan, Bill Mayer (WGAR 1220 AM)

Television Announcers:  
 Ken Coleman (WJW-Channel 8)

Avg. Per Game	353.2	221.5	James, Tommy	1	-6	-6.0	-6	0		
Total Plays	771	672	Browns	476	1,793	3.8	35	23		
Avg. Per Play	5.5	4.0	Opponents	372	1,050	2.8	47	4		
Net Yards Rushing	1,783	1,050								
Avg. Per Game	149.4	87.5	<b>Receiving</b>	<b>No</b>	<b>Yds</b>	<b>Avg</b>	<b>LG</b>	<b>TD</b>		
Total Rushes	476	372	Lavelli, Dante	47	802	17.1	64	7		
Net Yards Passing	2,331	1,608	Brewster, Darrel	42	676	16.1	57	4		
Avg. Per Game	194.3	134.0	Bassett, Maurice	20	205	10.3	33	0		
Sacked/Yards Lost	0/226	0/176	Jones, Dub	19	347	18.3	48t	2		
Gross Yards	2,557	1,784	Renfro, Ray	13	228	17.5	64t	1		
Attempts/Completions	295/174	300/126	Morrison, Fred	12	81	6.8	16	0		
Completion Pct.	59.0%	42.0%	Reynolds, Billy	10	76	7.6	22	0		
Had Intercepted	22	23	Hanulak, Chet	6	80	13.3	22	0		
Punts/Avg.	52/42.9	84/40.1	Gillom, Horace	5	62	12.4	24	0		
Net Punting Avg.	52/40.4	84/36.3	Browns	174	2,557	14.7	64t	14		
Penalties/Yards Lost	83/796	58/608	Opponents	126	1,784	14.2	83t	15		
Fumbles/Ball Lost	25/17	26/19								
Touchdowns	41	22	<b>Interceptions</b>	<b>No</b>	<b>Yds</b>	<b>Avg</b>	<b>LG</b>	<b>TD</b>		
Rushing	23	4	Konz, Ken	7	133	19.0	54t	2		
Passing	14	15	Lahr, Warren	5	44	8.8	27t	1		
Returns	4	3	James, Tommy	4	57	14.3	36	0		
			Paul, Don	3	42	14.0	23	0		
<b>Score By Periods</b>	<b>1st</b>	<b>2nd</b>	<b>3rd</b>	<b>4th</b>	<b>OT</b>	<b>Tot.</b>				
Browns	92	95	88	61	0	— 336				
Opponents	17	54	42	49	0	— 162				
<b>Scoring</b>	<b>Ru</b>	<b>Pa</b>	<b>Rt</b>	<b>Df</b>	<b>PAT</b>	<b>2Ru/2Pa</b>	<b>FG</b>	<b>Saf</b>	<b>TP</b>	
Groza, Lou	0	0	0	0	37/38	0	0	16/24	0	85
Graham, Otto	8	0	0	0	0	0	0	0	0	48
Lavelli, Dante	0	7	0	0	0	0	0	0	0	42
Bassett, M.	6	0	0	0	0	0	0	0	0	36
Brewster, D.	0	4	0	0	0	0	0	0	0	24
Hanulak, Chet	4	0	0	0	0	0	0	0	0	24
Konz, Ken	0	0	2	0	3/3	0	0	0	0	15
Jones, Dub	0	2	0	0	0	0	0	0	0	12
Reynolds, Billy	2	0	0	0	0	0	0	0	0	12
Morrison, Fred	2	0	0	0	0	0	0	0	0	12
Renfro, Ray	0	1	0	0	0	0	0	0	0	6
Lahr, Warren	0	0	1	0	0	0	0	0	0	6
Ratterman, G.	1	0	0	0	0	0	0	0	0	6
Gorgal, Ken	0	0	1	0	0	0	0	0	0	6
Ford, Len	0	0	0	0	0	0	0	0	1	2
Browns	23	14	4	0	40/41	0	0	16/24	1	336
Opponents	4	15	3	0	21/22	0	0	3/9	0	162
<b>Rushing</b>	<b>No</b>	<b>Yds</b>	<b>Avg</b>	<b>LG</b>	<b>TD</b>					
Bassett, Maurice	144	588	4.1	22	6					
Reynolds, Billy	64	180	2.8	33	2					
Graham, Otto	63	114	1.8	14	8					
Hanulak, Chet	59	296	5.0	24	4					
Morrison, Fred	54	234	4.3	26	2					
Jones, Dub	51	231	4.5	24	0					
Renfro, Ray	29	151	5.2	35	0					
Ratterman, George	8	-13	-1.6	2	1					
Lahr, Warren	3	18	6.0	14	0					
<b>Punting</b>	<b>No</b>	<b>Yds</b>	<b>Avg</b>	<b>In20</b>	<b>TB</b>	<b>LG</b>	<b>Bk</b>			
Gillom, Horace	52	2,230	42.9	0	4	80	0			
Browns	52	2,230	42.9	0	4	80	0			
Opponents	84	3,371	40.1	0	2	70	0			
<b>Punt Returns</b>	<b>No</b>	<b>FC</b>	<b>Yds</b>	<b>Avg</b>	<b>LG</b>	<b>TD</b>				
Reynolds, Billy	25	0	138	5.5	39	0				
Hanulak, Chet	27	0	92	3.4	43	0				
Paul, Don	1	0	57	57.0	57	0				
Konz, Ken	7	0	37	5.3	13	0				
Gorgal, Ken	1	0	0	0.0	0	0				
Browns	61	0	324	5.3	57	0				
Opponents	38	0	128	3.4	48t	1				
<b>Kickoff Returns</b>	<b>No</b>	<b>Yds</b>	<b>Avg</b>	<b>LG</b>	<b>TD</b>					
Reynolds, Billy	14	413	29.5	51	0					
Hanulak, Chet	9	213	23.7	30	0					
Konz, Ken	2	53	26.5	28	0					
Paul, Don	1	31	31.0	31	0					
Renfro, Ray	1	24	24.0	24	0					
Bassett, Maurice	1	20	20.0	20	0					
Gorgal, Ken	1	11	11.0	11	0					
Massey, Carlton	1	10	10.0	10	0					
Morrison, Fred	1	8	8.0	8	0					
Browns	31	783	25.3	51	0					
Opponents	51	1,064	20.9	50	0					

Date	Result	Opponent	Att.
09/26	L 10-28	at Philadelphia Eagles	26,546
10/10	W 31-7	Chicago Cardinals	24,101
10/17	L 27-55	at Pittsburgh Steelers	33,262
10/24	W 35-3	at Chicago Cardinals	23,823
10/31	W 24-14	New York Giants	30,448
11/07	W 62-3	Washington Redskins	25,158
11/14	W 39-10	at Chicago Bears	48,773
11/21	W 6-0	Philadelphia Eagles	41,537
11/28	W 16-7	at New York Giants	45,936
12/05	W 34-14	at Washington Redskins	21,761
12/12	W 42-7	Pittsburgh Steelers	28,064
12/19	L 10-14	Detroit Lions	34,168
		<b>Championship</b>	
12/26	W 56-10	Detroit Lions	43,827

Team Statistics	Browns	Opponent
Total First Downs	238	147
Rushing	113	56
Passing	112	73
Penalty	13	18
Total Net Yards	4,238	2,658

Passing	Att	Cmp	Yds	Pct	Av/At	TD	TD%	Int	Int%	LG	TkId	Rating
Graham, Otto	240	142	2,092	59.2	8.72	11	4.6	17	7.1	64t	0/197	73.5
Ratterman, George	53	32	465	60.4	8.77	3	5.7	3	5.7	48t	0/18	84.2
Renfro, Ray	1	0	0	0.0	0.00	0	0.0	1	100.0	0	0/0	0.0
Lahr, Warren	1	0	0	0.0	0.00	0	0.0	1	100.0	0	0/0	0.0
Jones, Dub	0	0	0	0.0	0.00	0	0.0	0	0.0	0	0/11	39.6
Browns	295	174	2,557	59.0	8.67	14	4.7	22	7.5	64t	0/226	72.1
Opponents	300	126	1,784	42.0	5.95	15	5.0	23	7.7	83t	0/176	46.6

# YEAR BY YEAR

## 1955 REGULAR SEASON RESULTS (9-2-1)

Coach: Paul Brown  
Top Draft Choice: C/LB Kurt Burris

### 1955 USUAL STARTING LINEUPS

Offense	
LE 88	Darrel Brewster
LT 76	Lou Groza
LG 64	Abe Gibron
C 52	Frank Gatski
RG 60	Harold Bradley
RT 74	Mike McCormack
RE 86	Dante Lavelli
WR 26	Ray Renfro
QB 14	Otto Graham
RB 32	F. Morrison, 40 D. Jones
RB 36	E. Modzelewski, 30 M. Bassett
Defense	
LDE 82	Carlton Massey
LDT 72	John Kissell
MG 79	Bob Cain
RDT 70	Don Colo
RDE 80	Len Ford
LLB 65	Chuck Noll
RLB 34	Walt Michaels
LCB 24	Warren Lahr
RCB 20	Don Paul
LS 22	Ken Konz
RS 42	Tommy James

Radio Announcers:  
Bill McColgen, Jim Graner (WTAM 1100 AM)  
Television Announcers:  
Ken Coleman (WJW-Channel 8)

Total Plays	768	674	Gillom, Horace	1	-15	-15.0	-15	0
Avg. Per Play	5.2	4.2	Browns	536	2,040	3.8	56	20
Net Yards Rushing	2,020	1,989	Opponents	351	1,189	3.4	38	9
Avg. Per Game	168.3	99.1						
Total Rushes	536	351						
Net Yards Passing	1,950	1,652	<b>Receiving</b>	<b>No</b>	<b>Yds</b>	<b>Avg</b>	<b>LG</b>	<b>TD</b>
Avg. Per Game	162.5	137.7	Brewster, Darrel	34	622	18.3	41t	6
Sacked/Yards Lost	0/275	0/123	Lavelli, Dante	31	492	15.9	49	4
Gross Yards	2,225	1,775	Renfro, Ray	29	603	20.8	61t	8
Attempts/Completions	234/130	323/126	Modzelewski, Ed	13	113	8.7	28t	2
Completion Pct.	55.6%	39.0%	Morrison, Fred	9	185	20.6	49	0
Had Intercepted	11	25	Bassett, Maurice	9	83	9.2	25	0
Punts/Avg.	58/41.2	71/39.2	Jones, Dub	3	115	38.3	46	1
Net Punting Avg.	58/38.0	71/34.4	Smith, Robert	2	12	6.0	10	0
Penalties/Yards Lost	64/603	58/560	Browns	130	2,225	17.1	61t	21
Fumbles/Ball Lost	27/17	21/15	Opponents	126	1,775	14.1	71t	15
Touchdowns	45	29						
Rushing	20	9	<b>Interceptions</b>	<b>No</b>	<b>Yds</b>	<b>Avg</b>	<b>LG</b>	<b>TD</b>
Passing	21	15	Noll, Chuck	5	74	14.8	24	1
Returns	4	5	Lahr, Warren	5	52	10.4	24	0
			Konz, Ken	5	32	6.4	15t	1
			Paul, Don	4	49	12.3	19	0
			James, Tommy	2	20	10.0	16	0
			Petitbon, John	2	11	5.5	7	0
			Michaels, Walt	1	25	25.0	25t	1
			Massey, Carlton	1	24	24.0	24	0
			Browns	25	287	11.5	25t	3
			Opponents	11	181	16.5	40t	1

Score By Periods	1st	2nd	3rd	4th	OT	Tot.
Browns	72	96	91	90	0	349
Opponents	46	67	39	66	0	218

Scoring	Ru	Pa	Rt	Pat	ZRu	2Pa	FG	SA	TP	
Groza, Lou	0	0	0	0	44/45	0	0	11/22	0	77
Modzelewski, E6	2	0	0	0	0	0	0	0/0	0	48
Renfro, Ray	0	8	0	0	0	0	0	0/0	0	48
Brewster, D.	0	6	0	0	0	0	0	0/0	0	36
Graham, Otto	6	0	0	0	0	0	0	0/0	0	36
Lavelli, Dante	0	4	0	0	0	0	0	0/0	0	24
Bassett, M.	3	0	0	0	0	0	0	0/0	0	18
Morrison, Fred	3	0	0	0	0	0	0	0/0	0	18
Noll, Chuck	0	0	1	0	0	0	0	0/0	1	8
Jones, Dub	0	1	0	0	0	0	0	0/0	0	6
Smith, Robert	1	0	0	0	0	0	0	0/0	0	6
Konz, Ken	0	0	0	0	0	0	0	0/0	0	6
Paul, Don	0	0	1	0	0	0	0	0/0	0	6
Ratterman, G.	1	0	0	0	0	0	0	0/0	0	6
Michaels, W.	0	1	0	0	0	0	0	0/0	0	6
Browns	20	21	4	0	44/45	0	0	11/22	1	349
Opponents	9	15	5	0	23/29	0	0	7/15	0	218

Rushing	No	Yds	Avg	LG	TD
Modzelewski, Ed	185	619	3.3	25	6
Morrison, Fred	156	824	5.3	56	3
Graham, Otto	68	141	2.1	36	6
Bassett, Maurice	38	174	4.6	30t	3
Smith, Robert	37	142	3.8	31t	1
Renfro, Ray	29	90	3.1	14	0
Jones, Dub	10	44	4.4	13	0
Ratterman, George	6	8	1.3	10	1
Petitbon, John	3	10	3.3	7	0
Ford, Henry	2	1	0.5	1	0
James, Tommy	1	2	2.0	2	0

Punting	No	Yds	Avg	In20	TB	LG	Blk
Gillom, Horace	58	2,389	41.2	0	6	56	3
Browns	58	2,389	41.2	0	6	56	3
Opponents	71	2,781	39.2	0	2	63	1

Punt Returns	No	FC	Yds	Avg	LG	TD
Paul, Don	19	0	148	7.8	60t	1
Konz, Ken	17	0	138	8.1	42	0
White, Bob	2	0	28	14.0	28	0
Ford, Henry	4	0	15	3.8	7	0
Smith, Robert	1	0	5	5.0	5	0
Renfro, Ray	1	0	3	3.0	3	0
Browns	44	0	337	7.7	60t	1
Opponents	37	0	186	5.0	78t	1

Kickoff Returns	No	Yds	Avg	LG	TD
Smith, Robert	13	320	24.6	47	0
White, Bob	10	258	25.8	44	0
Bassett, Maurice	7	151	21.6	31	0
Paul, Don	5	109	21.8	26	0
Konz, Ken	3	66	22.0	23	0
Michaels, Walt	3	45	15.0	27	0
Browns	41	949	23.1	47	0
Opponents	50	1,220	24.4	100t	1

Date	Result	Opponent	Att.
09/25	L 17-27	Washington Redskins	30,041
10/02	W 38-3	at San Francisco 49ers	46,150
10/09	W 21-17	Philadelphia Eagles	43,974
10/16	W 24-14	at Washington Redskins	29,168
10/23	W 41-10	Green Bay Packers	51,482
10/30	W 26-20	at Chicago Cardinals	29,471
11/06	W 24-14	New York Giants	46,524
11/13	L 17-33	at Philadelphia Eagles	39,303
11/20	W 41-14	Pittsburgh Steelers	53,509
11/27	T 35-35	at New York Giants	45,699
12/04	W 30-7	at Pittsburgh Steelers	31,101
12/11	W 35-24	Chicago Cardinals	25,914
		<b>Championship</b>	
12/26	W 38-14	at Los Angeles Rams	87,695

Team Statistics	Browns	Opponent
Total First Downs	224	171
Rushing	111	65
Passing	98	83
Penalty	15	23
Total Net Yards	3,978	2,841
Avg. Per Game	331.5	236.8

Passing	Att	Cmp	Yds	Pct	Av/At	TD	TD%	Int	Int%	LG	Tkld	Ratng
Graham, Otto	185	98	1,721	53.0	9.30	15	8.1	8	4.3	61t	0/241	94.0
Ratterman, George	47	32	504	68.1	10.72	6	12.8	3	6.4	35	0/34	116.5
Renfro, Ray	2	0	0	0.0	0.00	0	0.0	0	0.0	0	0/0	39.6
Browns	234	130	2,225	55.6	9.51	21	9.0	11	4.7	61t	0/275	98.3
Opponents	323	126	1,775	39.0	5.50	15	4.6	25	7.7	71t	0/123	40.7

# YEAR BY YEAR

## 1956 REGULAR SEASON RESULTS (5-7)

**Coach:** Paul Brown  
**Top Draft Choice:** HB Preston Carpenter

**1956 USUAL STARTING LINEUPS**

**Offense**

LE 88 Darrel Brewster  
 LT 76 Lou Groza  
 LG 64 Abe Gibron  
 C 52 Frank Gatski  
 RG 62 H. Forester, 60 H. Bradley  
 RT 74 Mike McCormack  
 RE 86 Dante Lavelli  
 WR 26 Ray Renfro  
 QB 16 G. Ratterman, 18 V. Parilli  
 RB 32 F. Morrison, 40 P. Carpenter  
 RB 36 E. Modzelewski, 30 M. Bassett

**Defense**

LDE 82 C. Massey, 79 B. Gain  
 LDT 72 John Kissell  
 RDT 79 B. Gain, 70 D. Colo  
 RDE 80 Len Ford  
 LLB 65 Chuck Noll  
 MLB 34 Walt Michaels  
 RLB 35 G. Fiss, 34 W. Michaels  
 LCB 24 Warren Lahr  
 RCB 20 Don Paul  
 LS 22 Ken Konz  
 RS 44 John Petibon

**Radio Announcers:**  
 Bill McColgan, Jim Graner (WGAR 1220 AM)

**Television Announcers:**  
 Ken Coleman, Otto Graham (WJW-Channel 8)

Date	Result	Opponent	Att.
09/30	L 7-9	at Chicago Cardinals	20,966
10/06	W 14-10	at Pittsburgh Steelers	35,398
10/14	L 9-21	New York Giants	60,042
10/21	L 9-20	at Washington Redskins	23,332
10/28	L 16-24	Pittsburgh Steelers	50,358
11/04	W 24-7	at Green Bay Packers	28,590
11/11	L 7-21	Baltimore Colts	42,404
11/18	W 16-0	at Philadelphia Eagles	25,894
11/25	L 17-20	Washington Redskins	22,878
12/02	W 17-14	Philadelphia Eagles	20,645
12/09	W 24-7	at New York Giants	27,707
12/16	L 7-24	Chicago Cardinals	25,312

Team Statistics	Browns	Opponent
Total First Downs	173	188
Rushing	94	108
Passing	63	62
Penalty	16	18
Total Net Yards	3,310	3,135
Avg. Per Game	275.8	261.3
Total Plays	744	689
Avg. Per Play	4.4	4.6

Net Yards Rushing	1,817	2,032	Receiving	No	Yds	Avg	LG	TD
Avg. Per Game	151.4	169.3	Brewster, Darrel	28	417	14.9	41	1
Total Rushes	466	463	Lavelli, Dante	20	344	17.2	68t	1
Net Yards Passing	1,175	1,103	Renfro, Ray	17	325	19.1	46t	4
Avg. Per Game	97.9	91.9	Carpenter, Preston	16	124	7.8	34	0
Sacked/Yards Lost	0/183	0/112	Modzelewski, Ed	10	27	2.7	6	0
Good Yards	1,358	1,215	Morrison, Fred	6	29	4.8	10	1
Attempts/Completions	202/105	226/107	Quinlan, Volney	4	63	15.8	31	0
Completion Pct.	52.0%	47.3%	Bassett, Maurice	4	29	7.3	31t	1
Had Intercepted	18	18	Browns	105	1,358	12.9	68t	8
Punts/Avg.	50/41.9	59/40.7	Opponents	107	1,215	11.4	75t	7
Net Punting Avg.	50/39.2	59/35.3						
Penalties/Yards Lost	52/457	61/529	<b>Interceptions</b>	<b>No</b>	<b>Yds</b>	<b>Avg</b>	<b>LG</b>	<b>TD</b>
Fumbles/Ball Lost	18/12	11/8	Paul, Don	7	190	27.1	42	1
Touchdowns	19	21	Konz, Ken	4	34	8.5	28	0
Rushing	8	13	Lahr, Warren	3	33	11.0	18	0
Passing	8	7	Noll, Chuck	1	13	13.0	13	0
Returns	3	1	Fiss, Galen	1	4	4.0	4	0
			Colo, Don	1	0	0.0	0	0
			Wren, Junior	1	0	0.0	0	0
<b>Score By Periods</b>	<b>1st</b>	<b>2nd</b>	<b>3rd</b>	<b>4th</b>	<b>OT</b>	<b>Tot.</b>		
Browns	65	54	14	34	0	167		
Opponents	24	69	30	54	0	177		

Scoring	Ru	Pa	Rt	DI	PAT	2Ru2Pa	FG	Saf	TP	Punting	No	Yds	Avg	In20	TB	LG	Blk
Groza, Lou	0	0	0	0	18/18	0	0	11/20	0	Morrison, Fred	38	1,561	41.1	0	7	70	0
Renfro, Ray	0	4	0	0	0/0	0	0/0	0/0	24	Gillom, Horace	12	536	44.7	0	0	53	0
Morrison, Fred	1	0	0	0	0/0	0	0/0	0/0	12	Browns	50	2,097	41.9	0	7	70	0
Modzelewski, E	2	0	0	0	0/0	0	0/0	0/0	12	Opponents	59	2,400	40.7	0	4	57	0
Bassett, M.	1	1	0	0	0/0	0	0/0	0/0	12								
O'Connell, Tom	2	0	0	0	0/0	0	0/0	0/0	12	<b>Punt Returns</b>	<b>No</b>	<b>FC</b>	<b>Yds</b>	<b>Avg</b>	<b>LG</b>	<b>TD</b>	
Ratterman, G.	1	0	0	0	0/0	0	0/0	0/0	6	Konz, Ken	13	0	187	14.4	65t	1	
Paul, Don	0	0	1	0	0/0	0	0/0	0/0	6	Paul, Don	17	0	103	6.1	17	0	
Konz, Ken	0	1	0	0	0/0	0	0/0	0/0	6	Carpenter, Preston	1	0	18	18.0	18	0	
Kinard, Billy	1	0	0	0	0/0	0	0/0	0/0	6	Quinlan, Volney	10	0	9	0.9	5	0	
Noll, Chuck	0	1	0	0	0/0	0	0/0	0/0	6	Browns	41	0	317	7.7	65t	1	
Lavelli, Dante	0	1	0	0	0/0	0	0/0	0/0	6	Opponents	26	0	137	5.3	31	0	
Brewster, D.	0	1	0	0	0/0	0	0/0	0/0	6								
Wren, Junior	0	0	0	0	0/0	0	0/0	0/0	1	<b>Kickoff Returns</b>	<b>No</b>	<b>Yds</b>	<b>Avg</b>	<b>LG</b>	<b>TD</b>		
Team, Stat	0	0	0	0	0/1	0	0/0	0/0	0	Carpenter, Preston	15	381	25.4	42	0		
Browns	8	8	3	0	18/19	0	11/20	1	167	Quinlan, Volney	9	219	24.3	50	0		
Opponents	13	7	1	0	21/21	0	0/18	0	177	Kinard, Billy	7	196	28.0	56	0		

Rushing	No	Yds	Avg	LG	TD
Carpenter, Preston	188	756	4.0	30	0
Modzelewski, Ed	96	413	4.3	23	1
Morrison, Fred	83	340	4.1	41	1
Bassett, Maurice	41	129	3.1	12	1
O'Connell, Tom	24	40	1.7	11	2
Parilli, Vito	18	65	3.6	19	0
Ratterman, George	7	9	1.3	5	0
Renfro, Ray	4	24	6.0	10	0
Smith, Jim Ray	2	10	5.0	7	0
Quinlan, Volney	2	4	2.0	3	0
Kinard, Billy	1	27	27.0	27t	1
Browns	466	1,817	3.9	41	6
Opponents	463	2,032	4.4	70t	13

Passing	Att	Cmp	Yds	Pct	Av/At	TD	TD%	Int	Int%	LG	Tkld	Rating
O'Connell, Tom	96	42	551	43.8	5.74	4	4.2	8	8.3	62	0/41	41.6
Parilli, Vito	49	24	409	49.0	8.35	3	6.1	7	14.3	68t	0/63	58.5
Ratterman, George	57	39	398	68.4	6.98	1	1.8	3	5.3	46t	0/79	72.1
Browns	202	105	1,358	52.0	6.72	8	4.0	18	8.9	68t	0/183	49.5
Opponents	226	107	1,215	47.3	5.38	7	3.1	18	8.0	75t	0/112	41.1

# YEAR BY YEAR

## 1957 REGULAR SEASON RESULTS (9-2-1)

Coach: Paul Brown  
Top Draft Choice: FB Jim Brown

### 1957 USUAL STARTING LINEUPS

Offense	
LE	88 Darrel Brewster
LT	76 Lou Groza
LG	64 J. R. Smith, 62 H. Forester
C	56 Art Hunter
RG	60 H. Bradley, 63 F. Robinson
RT	74 Mike McCormack
RE	40 Preston Carpenter
WR	26 Ray Renfro
QB	15 T. O'Connell, 16 M. Plum
RB	48 M. Campbell, 30 L. Carpenter
RB	32 Jim Brown
Defense	
LDE	84 Bill Quinlan
LDT	79 Bob Gain
RDT	70 Don Colo
RDE	80 Len Ford
LLB	65 Chuck Noll
MLB	50 Vince Costello
RLB	34 Walt Michaels
LCB	24 Warren Lahr
RCB	20 Don Paul
LS	22 Ken Konz
RS	42 Lowe Wren
Radio Announcers:	
Bill McColgan, Jim Graner (WGAR 1220 AM)	
Television Announcers:	
Ken Coleman, Jimmy Dudley (WJW-Channel 8)	

Avg. Per Game	305.8	233.5
Total Plays	696	638
Avg. Per Play	5.3	4.4
Net Yards Rushing	1,958	1,502
Avg. Per Game	163.2	125.2
Total Rushes	501	396
Net Yards Passing	1,712	1,300
Avg. Per Game	142.7	108.3
Sacked/Yards Lost	0/161	0/211
Gross Yards	1,873	1,511
Attempts/Completions	195/108	242/105
Completion Pct.	55.4%	43.4%
Had Intercepted	14	19
Punts/Avg.	61/39.3	72/41.8
Net Punting Avg.	61/34.1	72/38.5
Penalties/Yards Lost	66/597	42/412
Fumbles/Ball Lost	19/10	20/12
Touchdowns	32	22
Rushing	19	11
Passing	12	8
Returns	1	3

Score By Periods	1st	2nd	3rd	4th	OT	Tot.
Browns	54	60	76	79	0	— 269
Opponents	27	57	30	58	0	— 172

Scoring	Ru	Pa	Rt	DI	PAT	2Ru	2Pa	FG	Saf	TP	
Groza, Lou	0	0	0	0	32/32	0	0	0	15/22	0	77
Brown, Jim	9	1	0	0	0/0	0	0	0	0/0	0	60
Renfro, Ray	0	6	0	0	0/0	0	0	0	0/0	0	36
Carpenter, L.	4	0	0	0	0/0	0	0	0	0/0	0	24
Hanulak, Chet	3	0	0	0	0/0	0	0	0	0/0	0	18
Carpenter, P.	1	2	0	0	0/0	0	0	0	0/0	0	18
Brewster, D.	0	2	0	0	0/0	0	0	0	0/0	0	12
Campbell, M.	0	1	0	0	0/0	0	0	0	0/0	0	6
Reynolds, Billy	1	0	0	0	0/0	0	0	0	0/0	0	6
Paul, Don	0	0	1	0	0/0	0	0	0	0/0	0	6
O'Connell, Tom	1	0	0	0	0/0	0	0	0	0/0	0	6
Browns	19	12	1	0	32/32	0	0	0	15/22	0	269
Opponents	11	8	3	0	19/22	0	0	7/14	0	— 172	

Rushing	No	Yds	Avg	LG	TD
Brown, Jim	202	942	4.7	69t	9
Hanulak, Chet	125	375	3.0	64t	3
Carpenter, Lew	83	315	3.8	55	4
Reynolds, Billy	29	57	2.0	8	1
Plum, Milt	26	118	4.5	30	0
O'Connell, Tom	14	5	0.4	7	1
Modzelewski, Ed	10	21	2.1	5	0
Campbell, Milton	7	23	3.3	14	0
Carpenter, Preston	3	86	28.7	39	1
Renfro, Ray	2	22	11.0	16	0
McCormack, Mike	0	4	0.0	4	0
Browns	501	1,968	3.9	69t	19
Opponents	396	1,502	3.8	59	11

Receiving	No	Yds	Avg	LG	TD
Brewster, Darrel	30	614	20.5	56	2
Carpenter, Preston	27	398	14.7	33	2
Renfro, Ray	21	589	28.0	65t	6
Brown, Jim	16	55	3.4	12	1
Carpenter, Lew	5	65	13.0	21	0
Clarke, Frank	4	77	19.3	43	0
Hanulak, Chet	3	38	12.7	19	0
Campbell, Milton	1	25	25.0	25t	1
Reynolds, Billy	1	12	12.0	12	0
Browns	108	1,873	17.3	65t	12
Opponents	105	1,511	14.4	63	8

Interceptions	No	Yds	Avg	LG	TD
Paul, Don	4	28	7.0	12	0
Konz, Ken	4	20	5.0	16	0
Freeman, Bob	3	46	15.3	25	0
Wren, Junior	2	73	36.5	43	0
Costello, Vince	2	19	9.5	12	0
Lahr, Warren	2	12	6.0	10	0
Fiss, Galen	1	15	15.0	15	0
Michaels, Walt	1	10	10.0	6	0
Browns	19	223	11.7	43	0
Opponents	14	141	10.1	65t	1

Punting	No	Yds	Avg	In20	TB	LG	Blk
Konz, Ken	61	2,396	39.3	0	3	63	1
Browns	61	2,396	39.3	0	3	63	1
Opponents	72	3,006	41.8	0	1	63	0

Fumble Returns	No	FC	Yds	Avg	LG	TD
Reynolds, Billy	24	0	114	4.8	23	0
Paul, Don	9	0	75	8.3	32	0
Hanulak, Chet	11	0	29	2.6	11	0
Konz, Ken	3	0	13	4.3	7	0
Robinson, Fred	1	0	0	0.0	0	0
Browns	48	0	231	4.8	32	0
Opponents	47	0	315	6.7	58t	1

Kickoff Returns	No	Yds	Avg	LG	TD
Campbell, Milton	11	263	23.9	36	0
Reynolds, Billy	7	152	21.7	29	0
Brown, Jim	6	136	22.7	29	0
Modzelewski, Ed	5	74	14.8	18	0
Clarke, Frank	2	22	11.0	13	0
Carpenter, Lew	1	24	24.0	24	0
Freeman, Bob	1	15	15.0	15	0
Browns	33	686	20.8	36	0
Opponents	42	917	21.8	50	0

Date	Result	Opponent	Att.
09/29	W 6-3	New York Giants	58,095
10/05	W 23-12	at Pittsburgh Steelers	35,570
10/13	W 24-7	Philadelphia Eagles	53,493
10/20	L 7-17	at Philadelphia Eagles	22,443
10/27	W 17-7	at Chicago Cardinals	26,341
11/03	W 21-17	Washington Redskins	52,936
11/10	W 24-0	Pittsburgh Steelers	53,709
11/17	T 30-30	at Washington Redskins	27,722
11/24	W 45-31	Los Angeles Rams	65,407
12/01	W 31-0	Chicago Cardinals	40,525
12/08	L 7-20	at Detroit Lions	55,814
12/15	W 34-28	at New York Giants	54,294
Championship			
12/29	L 14-59	at Detroit Lions	55,263

Team Statistics	Browns	Opponent
Total First Downs	180	164
Rushing	93	79
Passing	76	66
Penalty	11	19
Total Net Yards	3,670	2,802

Passing	Att	Cmp	Yds	Pct	Av/Att	TD	TD%	Int	Int%	LG	Tkld	Ratng
O'Connell, Tom	110	63	1,229	57.3	11.17	9	8.2	8	7.3	65t	0/56	93.3
Plum, Milt	76	41	590	53.9	7.76	2	2.6	5	6.6	58t	0/85	60.7
Hanulak, Chet	2	1	32	50.0	16.00	1	50.0	0	0.0	32t	0/0	135.4
Borton, John	6	3	22	50.0	3.67	0	0.0	1	16.7	8	0/20	19.4
Campbell, Milton	1	0	0	0.0	0.00	0	0.0	0	0.0	0	0/0	39.6
Browns	195	108	1,873	55.4	9.61	12	6.2	14	7.2	65t	0/161	78.9
Opponents	242	105	1,511	43.4	6.24	8	3.3	19	7.9	63	0/211	42.6

# YEAR BY YEAR

## 1958 REGULAR SEASON RESULTS (9-3)

Coach: Paul Brown

Top Draft Choice: DB Jim Shofner

### 1958 USUAL STARTING LINEUPS

#### Offense

LE	88	D. Brewster, 82 F. Clarke
LT	76	Lou Groza
LG	64	Jim Ray Smith
C	56	Art Hunter
RG	65	Chuck Noll
RT	74	M. McCormack, 78 W. McClung
RE	40	Preston Carpenter
WR	26	Ray Renfro
QB	16	Milt Plum
RB	49	B. Mitchell, 30 L. Carpenter
RB	32	Jim Brown

#### Defense

LDE	86	P. Wiggin, 89 W. Davis
LDT	79	Bob Gain
RDT	70	Don Colo
RDE	84	B. Quinlan, 89 W. Davis
LLB	35	Galen Fiss
MLB	50	Vince Costello
RLB	34	Walt Michaels
LCB	24	W. Lahr, 18 B. Freeman
RCB	20	Don Paul
LS	22	Ken Konz
RS	42	Lowe Wren

#### Radio Announcers:

Bill McColgan, Jim Graner (WGAR 1220 AM)

#### Television Announcers:

Ken Coleman, Jimmy Dudley (WJW-Channel 8)

Total Plays	681	681
Avg. Per Play	6.0	5.4
Net Yards Rushing	2,526	1,448
Avg. Per Game	210.5	120.7
Total Rushes	475	369
Net Yards Passing	1,581	2,212
Avg. Per Game	131.8	184.3
Sacked/Yards Lost	0/177	0/175
Gross Yards	1,758	2,387
Attempts/Completions	206/110	312/162
Completion Pct.	53.4%	51.9%
Had Intercepted	14	16
Punts/Avg.	51/41.2	55/42.7
Net Punting/Avg.	51/39.3	55/36.9
Penalties/Yards Lost	59/554	37/347
Fumbles/Ball Lost	14/8	27/18
Touchdowns	40	26
Rushing	24	6
Passing	12	20
Returns	4	0

Brewster, Darrel	16	294	18.4	38	1
Brown, Jim	16	138	8.6	46	1
Mitchell, Bobby	16	131	8.2	25	3
Carpenter, Lew	5	47	9.4	18	0
Clarke, Frank	3	91	30.3	34	0
Modzelewski, Ed	1	10	10.0	10	0
Browns	110	1,758	16.0	74	12
Opponents	162	2,387	14.7	91t	20

Interceptions	No	Yds	Avg	LG	TD
Konz, Ken	4	123	30.8	46t	1
Paul, Don	4	80	20.0	36	0
Wren, Junior	3	36	12.0	29	0
Freeman, Bob	3	21	7.0	19	0
Lahr, Warren	1	25	25.0	25	0
Shofner, Jim	1	0	0.0	0	0
Browns	16	285	17.8	46t	1
Opponents	14	134	9.6	31	0

Punting	No	Yds	Avg	In20	TB	LG	Blk
Deschaine, Dick	50	2,063	41.3	0	1	63	0
Wren, Junior	1	38	38.0	0	0	38	0
Browns	51	2,101	41.2	0	1	63	0
Opponents	55	2,349	42.7	0	1	63	0

Score By Periods	1st	2nd	3rd	4th	OT	Totl
Browns	90	82	42	88	0	— 302
Opponents	41	89	48	39	0	— 217

Scoring	Ru	Pa	Blk	OT	PAI	2Pt	FG	Sat	TF	
Brown, Jim	17	1	0	0	0/0	0	0/0	0	108	
Groza, Lou	0	0	0	0	36/38	0	0	8/19	0	60
Mitchell, B.	1	3	2	0	0/0	0	0	0/0	0	36
Renfro, Ray	0	6	0	0	0/0	0	0	0/0	0	36
Plum, Milt	4	0	0	0	2/2	0	0	0/0	0	26
Carpenter, L.	2	0	0	0	0/0	0	0	0/0	0	12
Brewster, D.	0	1	0	0	0/0	0	0	0/0	0	6
Bolden, Leroy	0	0	1	0	0/0	0	0	0/0	0	6
Carpenter, P.	0	1	0	0	0/0	0	0	0/0	0	6
Konz, Ken	0	1	0	0	0/0	0	0	0/0	0	6
Browns	24	12	4	0	38/40	0	0	8/19	0	302
Opponents	6	20	0	0	28/26	0	0	11/23	1	217

Punt Returns	No	FC	Yds	Avg	LG	TD
Mitchell, Bobby	14	0	165	11.8	68t	1
Konz, Ken	18	0	143	7.9	38	0
Shofner, Jim	4	0	10	2.5	10	0
Paul, Don	2	0	0	0.0	0	0
Wren, Junior	1	0	0	0.0	0	0
Browns	39	0	318	8.2	68t	1
Opponents	38	0	95	2.5	23	0

Kickoff Returns	No	Yds	Avg	LG	TD
Mitchell, Bobby	18	454	25.2	98t	1
Bolden, Leroy	14	362	25.9	102t	1
Brown, Jim	3	74	24.7	35	0
Carpenter, Lew	1	18	18.0	18	0
McClung, Willie	1	0	0.0	0	0
Paul, Don	1	0	0.0	0	0
Browns	38	908	23.9	102t	2
Opponents	48	1,045	21.8	50	0

Rushing	No	Yds	Avg	LG	TD
Brown, Jim	257	1,527	5.9	65t	17
Mitchell, Bobby	80	500	6.3	63t	1
Carpenter, Lew	73	308	4.2	30	2
Plum, Milt	37	127	3.4	22	4
Bolden, Leroy	15	55	3.7	15	0
Renfro, Ray	3	17	5.7	12	0
Modzelewski, Ed	3	8	2.7	3	0
Carpenter, Preston	3	2	0.7	22	0
Freeman, Bob	2	1	0.5	9	0
Ninowski, Jim	2	1	0.5	7	0
Browns	475	2,546	5.4	65t	24
Opponents	369	1,448	3.9	40	6

Passing	No	Yds	Avg	LG	TD
Carpenter, Preston	29	474	16.3	74	1
Renfro, Ray	24	573	23.9	52	6

Receiving	No	Yds	Avg	LG	TD
Carpenter, Preston	29	474	16.3	74	1
Renfro, Ray	24	573	23.9	52	6

Date	Result	Opponent	Aft
09/28	W 30-27	at Los Angeles Rams	69,993
10/05	W 45-12	at Pittsburgh Steelers	31,130
10/12	W 35-28	Chicago Cardinals	65,403
10/19	W 27-10	Pittsburgh Steelers	66,852
10/26	W 38-24	at Chicago Cardinals	30,933
11/02	L 17-21	New York Giants	78,404
11/09	L 10-30	Detroit Lions	75,563
11/16	W 20-10	at Washington Redskins	32,372
11/23	W 28-14	Philadelphia Eagles	51,319
11/30	W 21-14	Washington Redskins	33,240
12/01	W 21-14	at Philadelphia Eagles	36,773
12/14	L 10-13	at New York Giants	63,192
Playoff			
12/21	L 0-10	at New York Giants	61,174

Team Statistics	Browns	Opponent
Total First Downs	206	201
Rushing	127	82
Passing	71	104
Penalty	8	15
Total Net Yards	4,107	3,660
Avg. Per Game	342.3	305.0

Passing	Aft	Cmp	Yds	Pct	Aw/At	TD	TD%	Int	Int%	LG	Tkld	Rating
Plum, Milt	189	102	1,619	54.0	8.57	11	5.8	11	5.8	74	0/145	77.9
Ninowski, Jim	17	8	139	47.1	8.18	1	5.9	3	17.6	34	0/32	55.4
Browns	206	110	1,758	53.4	8.53	12	5.8	14	6.8	74	0/177	73.2
Opponents	312	162	2,387	51.9	7.65	20	6.4	16	5.1	91t	0/175	77.2

# YEAR BY YEAR

## 1959 REGULAR SEASON RESULTS (7-5)

Coach: Paul Brown  
Top Draft Choice: OE Rich Kreiting

### 1959 USUAL STARTING LINEUPS

Offense			
LE	40	Preston Carpenter	
LT	76	L. Groza, 77 W. Davis	
LG	64	Jim Ray Smith	
C	56	Art Hunter	
RG	66	Gene Hickerson	
RT	74	M. McCormack, 70 F. O'Brien	
RE	86	Bill Howton	
WR	26	Ray Renfro	
QB	16	Milt Plum	
RB	49	Bobby Mitchell	
RB	32	Jim Brown	
Defense			
LDE	79	Bob Gain	
LDT	78	Willie McClung	
RDT	72	Sid Youngelman	
RDE	80	Paul Wiggin	
LLB	35	Galen Fiss	
MLB	50	Vince Costello	
RLB	34	Walt Michaels	
LCB	30	Bernie Parrish	
RCB	44	Jim Shofner	
LS	24	Warren Lahr	
RS	42	Lowe Wren	
Radio Announcers: Bill McColgan, Jim Graner (WGAR 1220 AM)			
Television Announcers: Ken Coleman, Jimmy Dudley (WJW-Channel 8)			

Net Yards Rushing	2,149	1,422	Modzelewski, Ed	3	18	6.0	13	1
Avg. Per Game	179.1	118.5	Plum, Milt	1	20	20.0	20	0
Total Rushes	457	360	Browns	159	2,033	12.8	76t	14
Net Yards Passing	1,866	2,342	Opponents	168	2,457	14.6	71	17
Avg. Per Game	155.5	195.2						
Sacked/Yards Lost	0/167	0/115	<b>Interceptions</b>	<b>No</b>	<b>Yds</b>	<b>Avg</b>	<b>LG</b>	<b>TD</b>
Gross Yards	2,033	2,457	Parrish, Bernie	5	83	16.6	37t	1
Attempts/Completions	276/159	319/168	Wren, Junior	5	39	7.8	22	0
Completion Pct.	57.6%	52.7%	Shofner, Jim	2	50	25.0	30	0
Had Intercepted	9	18	Noll, Chuck	2	5	2.5	5	0
Punts/Avg.	50/37.1	50/42.4	Konz, Ken	1	35	35.0	21	0
Net Punting Avg.	50/36.3	50/38.2	Fiss, Galen	1	9	9.0	9	0
Penalties/Yards Lost	36/329	32/285	Michaels, Walt	1	7	7.0	7	0
Fumbles/Ball Lost	8/5	20/12	Lahr, Warren	1	0	0.0	0	0
Touchdowns	37	28	Costello, Vince	0	14	0.0	14	0
Rushing	20	9	Browns	18	242	13.4	37t	1
Passing	14	17	Opponents	9	139	15.4	32	1
Returns	3	2						

Score by Periods	1st	2nd	3rd	4th	OT	Tot.
Browns	65	72	44	89	0	270
Opponents	17	94	65	38	0	214

Scoring	Ru	Pa	Rt	Df	PAT	2Ru/2Pa	FG	Sat	TP
Brown, Jim	14	0	0	0	0	0	0	0	84
Mitchell, B.	5	4	1	0	0	0	0	0	60
Groza, Lou	0	0	0	33	37	0	0	5	16
Renfro, Ray	0	6	0	0	0	0	0	0	36
Carpenter, P.	0	2	0	0	0	0	0	0	12
Howton, Billy	0	1	0	0	0	0	0	0	6
Wren, Junior	0	0	1	0	0	0	0	0	6
Modzelewski, E.O.	1	0	0	0	0	0	0	0	6
Parrish, Bernie	0	1	0	0	0	0	0	0	6
Plum, Milt	1	0	0	0	0	0	0	0	6
Browns	20	14	3	0	33	37	0	5	16
Opponents	9	17	2	0	28	28	0	6	13

Rushing	No	Yds	Avg	LG	TD
Brown, Jim	290	1,329	4.6	70t	14
Mitchell, Bobby	131	743	5.7	90t	5
Plum, Milt	21	20	1.0	17	1
Modzelewski, Ed	6	18	3.0	5	0
Bolden, Leroy	4	11	2.8	9	0
Ptacek, Bob	3	13	4.3	6	0
Ninowski, Jim	1	11	11.0	11	0
Carpenter, Preston	1	4	4.0	4	0
Browns	457	2,149	4.7	90t	20
Opponents	360	1,422	4.0	65	7

Receiving	No	Yds	Avg	LG	TD
Howton, Billy	39	510	13.1	36t	1
Mitchell, Bobby	35	351	10.0	76t	4
Renfro, Ray	30	528	17.6	70t	6
Carpenter, Preston	24	372	15.5	43t	2
Brown, Jim	24	190	7.9	25	0
Clarke, Frank	3	44	14.7	20	0

Punting	No	Yds	Avg	In20	TD	LG	Blk
Wren, Junior	27	996	36.9	0	1	55	0
Shofner, Jim	23	860	37.4	0	1	48	0
Browns	50	1,856	37.1	0	2	55	0
Opponents	50	2,121	42.4	0	5	62	0

Punt Returns	No	FC	Yds	Avg	LG	TD
Mitchell, Bobby	17	0	177	10.4	78t	1
Konz, Ken	9	0	34	3.8	11	0
Browns	26	0	211	8.1	78t	1
Opponents	32	0	39	1.2	11	0

Kickoff Returns	No	Yds	Avg	LG	TD
Mitchell, Bobby	11	236	21.5	31	0
Bolden, Leroy	9	170	18.9	38	0
Brown, Jim	4	88	22.0	29	0
Modzelewski, Ed	4	37	9.3	19	0
Noll, Chuck	1	20	20.0	20	0
Browns	29	551	19.0	38	0
Opponents	38	734	19.3	46	0

Team Statistics	Browns	Opponent
Total First Downs	234	205
Rushing	118	75
Passing	109	115
Penalty	7	15
Total Net Yards	4,015	3,764
Avg. Per Game	334.6	313.7
Total Plays	733	679
Avg. Per Play	5.5	5.5

Passing	Att	Cmp	Yds	Pct	Av/At	TD	TD%	Int	Int%	LG	Tkld	Rating
Plum, Milt	266	156	1,992	58.6	7.49	14	5.3	8	3.0	76t	0/157	87.2
Ninowski, Jim	10	3	41	30.0	4.10	0	0.0	1	10.0	20	0/10	4.6
Browns	276	159	2,033	57.6	7.37	14	5.1	9	3.3	76t	0/167	84.1
Opponents	319	168	2,457	52.7	7.70	17	5.3	18	5.6	71	0/115	72.3

# YEAR BY YEAR

## 1960 REGULAR SEASON RESULTS (8-3-1)

Coach: Paul Brown

Top Draft Choice: E Jim Houston

### 1960 USUAL STARTING LINEUPS

#### Offense

LE	88	R. Kreitling, 87 F. Murphy
LT	77	Dick Schafrath
LG	64	Jim Ray Smith
C	56	John Morrow
RG	66	Gene Hickerson
RT	74	Mike McCormack
RE	86	G. Nagler, 88 R. Kreitling
WR	26	R. Renfro, 81 L. Clarke
QB	16	Milt Plum
RB	49	Bobby Mitchell
RB	32	Jim Brown

#### Defense

LE	84	P. Wiggin, 82 J. Houston
LT	79	Bob Gain
RT	72	Floyd Peters
RE	80	J. Marshall, 84 P. Wiggin
LLB	35	Galen Fiss
MLB	50	Vince Costello
RLB	34	Walt Michaels
LCB	30	Bernie Parrish
RCB	44	Jim Shofner
LS	46	Don Fleming
RS	22	R. Mostardi, 24 B. Franklin

Radio Announcers:

Bill McColgan, Jim Graner (WGAR 1220 AM)

Television Announcers:

Ken Coleman, Jimmy Dudley (WJW-Channel 8)

Date	Result	Opponent	Att.
09/25	W 41-24	at Philadelphia Eagles	56,303
10/02	W 28-20	Pittsburgh Steelers	67,692
10/16	W 48-7	at Dallas Cowboys	28,500
10/23	L 29-31	Philadelphia Eagles	64,850
10/30	W 31-10	at Washington Redskins	32,086
11/06	L 13-17	New York Giants	82,872
11/13	W 28-27	St. Louis Cardinals	49,192
11/20	L 10-14	at Pittsburgh Steelers	35,215
11/27	T 17-17	at St. Louis Cardinals	26,146
12/04	W 27-16	Washington Redskins	35,211
12/11	W 42-0	Chicago Bears	38,155
12/15	W 48-34	at New York Giants	56,517

#### Playoff Bowl

01/07	L 16-17	Detroit Lions (at Miami)	34,981
-------	---------	--------------------------	--------

Team Statistics	Browns	Opponent
Total First Downs	219	208
Rushing	107	92
Passing	96	102
Penalty	16	14
Total Net Yards	3,974	3,806
Avg. Per Game	331.2	317.2

Total Plays	647	724
Avg. Per Play	6.1	5.3
Net Yards Rushing	1,930	1,643
Avg. Per Game	160.8	136.9
Total Rushes	383	405
Net Yards Passing	2,044	2,163
Avg. Per Game	170.3	180.3
Sacked/Yards Lost	0/299	0/207
Gross Yards	2,343	2,370
Attempts/Completions	264/160	319/163
Completion Pct.	60.6%	51.1%
Had Intercepted	5	31
Punts/Avg.	55/42.0	46/45.0
Net Punting Avg.	55/38.7	46/40.5
Penalties/Yards Lost	49/534	48/526
Fumbles/Ball Lost	20/12	27/14
Touchdowns	47	26
Rushing	18	10
Passing	22	15
Returns	7	1

Score By Periods	1st	2nd	3rd	4th	OT	Total
Browns	59	150	58	95	0	362
Opponents	41	60	48	68	0	217

Scoring	Rt	P	Pa	DI	PAT	ZR	2Pa	FG	Saf	TP
Baker, Sam	0	0	0	0	44/46	0	0	12/20	0	80
Mitchell, B.	5	6	1	0	0/0	0	0	0/0	0	72
Brown, Jim	9	2	0	0	0/0	0	0	0/0	0	66
Renfro, Ray	4	0	0	0	0/0	0	0	0/0	0	24
Clarke, Leon	0	4	0	0	0/0	0	0	0/0	0	24
Kreitling, Rich	0	3	0	0	0/0	0	0	0/0	0	18
Nagler, Gern	0	3	0	0	0/0	0	0	0/0	0	18
Franklin, B.	0	0	2	0	0/0	0	0	0/0	0	12
Plum, Milt	2	0	0	0	0/0	0	0	0/0	0	12
Parrish, Bernie	0	0	1	0	0/0	0	0	0/0	0	6
Caleb, Jamie	1	0	0	0	0/0	0	0	0/0	0	6
Stephens, L.	0	0	1	0	0/0	0	0	0/0	0	6
Gain, Bob	0	0	1	0	0/0	0	0	0/0	0	6
Wiggin, Paul	0	0	1	0	0/0	0	0	0/0	0	6
Gault, Prentice	1	0	0	0	0/0	0	0	0/0	0	6
Team, Stat	0	0	0	0	0/0	0	0	0/0	0	0
Browns	18	22	7	0	44/47	0	0	12/20	0	362
Opponents	10	15	1	0	25/26	0	0	12/21	0	217

Rushing	No	Yds	Avg	LG	TD
Brown, Jim	215	1,257	5.8	71t	9
Mitchell, Bobby	111	506	4.6	50	5
Gault, Prentice	28	159	5.7	23	1
Plum, Milt	17	-24	-1.4	7	2
Caleb, Jamie	8	60	7.5	30	1
Kreitling, Rich	2	-17	-8.5	-2	0
Dawson, Len	1	0	0.0	0	0
Baker, Sam	1	-11	-11.0	-11	0
Browns	383	1,930	5.0	71t	18
Opponents	405	1,643	4.1	57	10

Receiving	No	Yds	Avg	LG	TD
Mitchell, Bobby	45	612	13.6	69t	6
Nagler, Gern	36	616	17.1	53t	3
Renfro, Ray	24	378	15.8	66t	4
Brown, Jim	19	204	10.7	37t	2
Kreitling, Rich	16	316	19.8	69t	3
Clarke, Leon	11	184	16.7	86t	4
Caleb, Jamie	5	-18	-3.6	2	0
Murphy, Fred	2	36	18.0	23	0
Gault, Prentice	1	10	10.0	10	0
Williams, A.D.	1	5	5.0	5	0
Browns	160	2,343	14.6	86t	22
Opponents	163	2,370	14.5	70t	15

Interceptions	No	Yds	Avg	LG	TD
Franklin, Bobby	8	131	16.4	37t	2
Shofner, Jim	8	75	9.4	23	0
Parrish, Bernie	6	238	39.7	92t	1
Fleming, Don	5	85	17.0	30	0
Stephens, Larry	1	34	34.0	34t	1
Gain, Bob	1	22	22.0	22t	1
Wiggin, Paul	1	20	20.0	20t	1
Fiss, Galen	1	19	19.0	10	0
Browns	31	624	20.1	92t	6
Opponents	5	58	11.6	30	1

Punting	No	Yds	Avg	In 20	TB	LG	Blk
Baker, Sam	55	2,309	42.0	0	2	64	0
Browns	55	2,309	42.0	0	2	64	0
Opponents	46	2,072	45.0	0	8	75	0

Punt Returns	No	FC	Yds	Avg	LG	TD
Shofner, Jim	11	0	105	9.5	36	0
Mitchell, Bobby	9	0	101	11.2	34	0
Franklin, Bobby	1	0	2	2.0	2	0
Browns	21	0	208	9.9	36	0
Opponents	24	0	178	7.4	46	0

Kickoff Returns	No	Yds	Avg	LG	TD
Mitchell, Bobby	17	432	25.4	90t	1
Brown, Jim	14	300	21.4	33	0
Caleb, Jamie	5	90	18.0	21	0
Gault, Prentice	3	47	15.7	19	0
Parrish, Bernie	2	0	0.0	0	0
Franklin, Bobby	1	23	23.0	23	0
Fleming, Don	1	8	8.0	8	0
Stephens, Larry	1	0	0.0	0	0
Fichtner, Ross	1	0	0.0	0	0
Browns	45	900	20.0	90t	1
Opponents	62	1,177	19.0	55	0

Passing	Att	Cmp	Yds	Pct	Aw/At	TD	TD%	Int	Int%	LG	Tkld	Rtg
Plum, Milt	250	151	2,297	60.4	9.19	21	8.4	5	2.0	86t	0/275	110.4
Dawson, Len	13	8	23	61.5	1.77	0	0.0	0	0.0	23	0/24	65.9
Mitchell, Bobby	1	1	23	100.0	23.00	1	100.0	0	0.0	23t	0/0	158.3
Browns	264	160	2,343	60.6	8.88	22	8.3	5	1.9	86t	0/299	109.5
Opponents	319	163	2,370	51.1	7.43	15	4.7	31	9.7	70t	0/207	51.7

# YEAR BY YEAR

## 1961 REGULAR SEASON RESULTS (8-5-1)

Coach: Paul Brown  
Top Draft Choice: E Robert Crespino

### 1961 USUAL STARTING LINEUPS

Offense	
LE	88 R. Kreitling, 42 B. Crespino
LT	77 Dick Schafrath
LG	64 Jim Ray Smith
C	56 John Morrow
RG	60 John Wooten
RT	74 Mike McCormack
RE	86 Gern Nagler
WR	26 Ray Renfro
QB	16 Milt Plum
RB	49 B. Mitchell, 22 T. Watkins
RB	32 Jim Brown
Defense	
LDE	82 Jim Houston
LDT	79 Bob Gain
RDT	72 F. Peters, 68 L. Stephens
RDE	84 Paul Wiggins
LLB	50 V. Costello, 35 G. Fiss
MLB	52 Dave Lloyd
RLB	34 Walt Michaels
LCB	30 Bernie Parrish
RCB	44 Jim Shofner
LS	46 Don Fleming
RS	24 Bobby Franklin
Radio Announcers:	
Gib Shanley, Les Clark (WGAR 1220 AM)	
Television Announcers:	
Ken Coleman, Cliff Lewis (WJW-Channel 8)	

Total Plays	796	769
Avg. Per Play	5.7	5.4
Net Yards Rushing	2,163	1,605
Avg. Per Game	154.5	114.6
Total Rushes	476	411
Net Yards Passing	2,374	2,526
Avg. Per Game	169.6	180.4
Sacked/Yards Lost	0/164	0/305
Gross Yards	2,538	2,831
Attempts/Completions	320/185	358/200
Completion Pct.	57.8%	55.9%
Had Intercepted	13	20
Punts/Avg.	53/43.3	54/42.9
Net Punting Avg.	53/39.3	54/37.6
Penalties/Yards Lost	47/455	38/367
Fumbles/Ball Lost	28/20	23/18
Touchdowns	39	34
Rushing	15	16
Passing	20	16
Returns	4	2

Receiving	No	Yds	Avg	LG	TD
Renfro, Ray	48	834	17.4	57	6
Brown, Jim	46	459	10.0	77t	2
Mitchell, Bobby	32	368	11.5	52t	3
Kreitling, Rich	21	229	10.9	19	3
Nagler, Gern	19	241	12.7	21t	1
Clarke, Leon	11	211	19.2	41t	2
Watkins, Tom	4	66	16.5	35	1
Ferguson, Charles	2	68	34.0	60t	1
Crespino, Bob	2	62	31.0	49	1
Browns	185	2,538	13.7	77t	20
Opponents	200	2,831	14.2	88t	16

Interceptions	No	Yds	Avg	LG	TD
Parrish, Bernie	7	40	5.7	15	0
Shofner, Jim	5	8	1.6	5	0
Fleming, Don	3	62	20.7	41	0
Franklin, Bobby	2	20	10.0	20	0
Michaels, Walt	2	17	8.5	15	0
Fiss, Galen	1	13	13.0	13	0
Browns	20	160	8.0	41	0
Opponents	13	302	23.2	50	1

Score By Periods	1st	2nd	3rd	4th	OT	Tot.
Browns	91	78	43	107	0	319
Opponents	41	62	57	110	0	270

Punting	No	Yds	Avg	In20	TB	LG	Bk
Baker, Sam	53	2,296	43.3	0	5	62	0
Browns	53	2,296	43.3	0	5	62	0
Opponents	54	2,314	42.9	0	5	68	0

Scoring	Ru	Pa	Rt	OT	PAT	2Ru	2Pa	FG	Sal	TP
Groza, Lou	0	0	0	0	37/38	0	0	16/23	0	85
Mitchell, B.	5	3	2	0	0/0	0	0	0/0	0	60
Brown, Jim	8	2	0	0	0/0	0	0	0/0	0	60
Renfro, Ray	0	6	0	0	0/0	0	0	0/0	0	36
Kreitling, Rich	0	3	0	0	0/0	0	0	0/0	0	18
Clarke, Leon	0	2	0	0	0/0	0	0	0/0	0	12
Watkins, Tom	0	1	0	0	0/0	0	0	0/0	0	6
Franklin, B.	0	0	0	0/0	0	0	0/0	0	0	6
Parrish, Bernie	0	1	0	0/0	0	0	0/0	0	0	6
Plum, Milt	1	0	0	0/0	0	0	0/0	0	0	6
Costello, Vince	0	1	0	0/0	0	0	0/0	0	0	6
Ferguson, C.	0	1	0	0/0	0	0	0/0	0	0	6
Nagler, Gern	0	1	0	0/0	0	0	0/0	0	0	6
Crespino, Bob	0	1	0	0/0	0	0	0/0	0	0	6
Team, Stat	0	0	0	0/1	0	0	0/0	0	0	0
Browns	15	20	4	0	37/39	0	0	16/23	0	319
Opponents	16	16	2	0	33/34	0	0	11/29	0	270

Punt Returns	No	FC	Yds	Avg	LG	TD
Mitchell, Bobby	14	2	164	11.7	64t	1
Shofner, Jim	14	6	119	8.5	21	0
Browns	28	8	283	10.1	64t	1
Opponents	27	9	213	7.9	47	0

Rushing	No	Yds	Avg	LG	TD
Brown, Jim	305	1,408	4.6	38	8
Mitchell, Bobby	101	548	5.4	56t	5
Watkins, Tom	43	209	4.9	21	0
Plum, Milt	24	-17	-0.7	14	1
Franklin, Bobby	1	12	12.0	12t	1
Powell, Preston	1	5	5.0	5	0
Dawson, Len	1	-10	-10.0	-10	0
Kreitling, Rich	0	4	0.0	4	0
McCormack, Mike	0	4	0.0	4	0
Browns	476	2,163	4.5	56t	15
Opponents	411	1,605	3.9	47	16

Kickoff Returns	No	Yds	Avg	LG	TD
Mitchell, Bobby	16	428	26.8	91t	1
Powell, Preston	16	321	20.1	36	0
Watkins, Tom	9	226	25.1	47	0
Baker, Sam	3	57	19.0	25	0
Brown, Jim	2	50	25.0	26	0
Stephens, Larry	1	15	15.0	15	0
Fichtner, Ross	1	11	11.0	11	0
Linden, Errol	1	5	5.0	5	0
Brewer, Johnny	1	2	2.0	2	0
Browns	50	1,115	22.3	91t	1
Opponents	56	1,465	26.2	105t	1

Date	Result	Opponent	Att
09/17	L 20-27	at Philadelphia Eagles	60,671
09/24	W 20-17	St. Louis Cardinals	50,443
10/01	W 25-7	Dallas Cowboys	43,638
10/03	W 31-7	Washington Redskins	46,186
10/15	L 17-49	Green Bay Packers	75,042
10/22	W 30-28	at Pittsburgh Steelers	29,266
10/23	W 21-10	at St. Louis Cardinals	26,696
11/05	L 13-17	Pittsburgh Steelers	62,723
11/12	W 17-6	at Washington Redskins	28,975
11/19	W 45-24	Philadelphia Eagles	68,399
11/26	L 21-37	New York Giants	80,455
12/03	W 38-17	at Dallas Cowboys	23,500
12/10	L 14-17	at Chicago Bears	38,717
12/17	T 7-7	at New York Giants	61,084

Team Statistics	Browns	Opponent
Total First Downs	246	243
Rushing	116	87
Passing	120	146
Penalty	10	10
Total Net Yards	4,537	4,131
Avg. Per Game	324.1	295.1

Passing	Att	Cmp	Yds	Pct	Av/Att	TD	TD%	Int	Int%	LG	Tkld	Ratng
Plum, Milt	302	177	2,416	58.6	8.00	18	6.0	10	3.3	77t	0/145	90.3
Dawson, Len	15	7	85	46.7	5.67	1	6.7	3	20.0	17t	0/19	47.2
Brown, Jim	3	1	37	33.3	12.33	1	33.3	0	0.0	37t	0/0	120.8
Browns	320	185	2,538	57.8	7.93	20	6.3	13	4.1	77t	0/164	87.2
Opponents	358	200	2,831	55.9	7.91	16	4.5	20	5.6	88t	0/305	73.2



# YEAR BY YEAR

## 1962 REGULAR SEASON RESULTS (7-6-1)

Coach: Paul Brown  
Top Draft Choice: E Gary Collins

### 1962 USUAL STARTING LINEUPS

#### Offense

WR	88	Rich Kreitling
LT	77	Dick Schafrath
LG	64	Jim Ray Smith
C	56	John Morrow
RG	60	J. Wooten, 66 G. Hickerson
RT	74	Mike McCormack
TE	83	J. Brewer, 81 L. Clarke
WR	26	Ray Renfro
QB	13	F. Ryan, 15 J. Ninowski
RB	49	T. Wilson, 36 C. Scales
RB	32	Jim Brown

#### Defense

LDE	84	Paul Wiggin
LDT	79	Bob Gain
RDT	72	Floyd Peters
RDE	80	Bill Glass
LLB	35	Galen Fiss
MLB	50	Vince Costello
RLB	52	Mike Lucci
LCB	30	Bernie Parrish
RCB	44	Jim Shofner
LS	20	Ross Fichtner
RS	24	B. Franklin, 46 D. Fleming

#### Radio Announcers:

Gib Shanley, Ray Tannehill (WVER 1300 AM)

#### Television Announcers:

Ken Coleman, Cliff Lewis (WJW-Channel 8)

Total Plays	784	807
Avg. Per Play	5.5	4.9
Net Yards Rushing	1,772	1,940
Avg. Per Game	126.6	138.6
Total Rushes	414	466
Net Yards Passing	2,534	1,984
Avg. Per Game	181.0	141.7
Sacked/Yards Lost	0/213	0/293
Gross Yards	2,747	2,277
Attempts/Completions	370/200	341/189
Completion Pct.	54.1%	55.4%
Had Intercepted	16	24
Punts/Avg.	45/42.8	56/40.6
Net Punting Avg.	45/40.1	56/38.6
Penalties/Yards Lost	56/600	53/547
Fumbles/Ball Lost	24/17	23/13
Touchdowns	36	34
Rushing	18	17
Passing	17	15
Returns	1	2

Green, Ernie	17	194	11.4	65	1
Collins, Gary	11	153	13.9	29	2
Clarke, Leon	10	106	10.6	22	0
Wilson, Tom	8	110	13.8	42	0
Scales, Charley	8	67	8.4	22	0
Crespino, Bob	2	13	6.5	9	0
Browns	200	2,747	13.7	65t	17
Opponents	189	2,277	12.0	50t	15

Interceptions	No	Yds	Avg	LG	TD
Fichtner, Ross	7	76	10.9	31	0
Shofner, Jim	4	86	21.5	35	0
Fiss, Galen	4	81	20.3	40	0
Costello, Vince	3	40	13.3	22	0
Parrish, Bernie	2	37	18.5	37	0
Fleming, Don	2	13	6.5	13	0
Franklin, Bobby	1	10	10.0	10	0
Peters, Floyd	1	9	9.0	9	0
Browns	24	352	14.7	40	0
Opponents	16	161	10.1	39	0

Score By Periods	1st	2nd	3rd	4th	OT	Tot.
Browns	50	79	60	102	0	291
Opponents	44	54	80	79	0	257

Punting	No	Yds	Avg	In20	TB	LG	Blk
Collins, Gary	45	1,926	42.8	0	4	64	0
Browns	45	1,926	42.8	0	4	64	0
Opponents	56	2,271	40.6	0	5	78	0

#### Scoring

	Ru	Pa	Rt	Df	PAI	2Ru	2Pa	FG	Sa	TP
Brown, Jim	13	5	0	0	0/0	0	0	0/0	0	108
Groze, Lou	0	0	0	0	33/35	0	0	14/31	0	75
Renfro, Ray	0	4	0	0	0/0	0	0	0/0	0	24
Kreitling, Rich	0	3	0	0	0/0	0	0	0/0	0	18
Scales, C.	3	0	0	0	0/0	0	0	0/0	0	18
Collins, Gary	0	2	0	0	0/0	0	0	0/0	0	12
Brewer, J.	0	2	0	0	0/0	0	0	0/0	0	12
Costello, Vince	0	0	1	0	0/0	0	0	0/0	0	6
Wilson, Tom	1	0	0	0	0/0	0	0	0/0	0	6
Green, Ernie	0	1	0	0	0/0	0	0	0/0	0	6
Ryan, Frank	1	0	0	0	0/0	0	0	0/0	0	6
Team, Stat	0	0	0	0	0/1	0	0	0/0	0	0
Browns	18	17	1	0	33/36	0	0	14/31	0	291
Opponents	17	15	2	0	32/34	0	0	7/14	0	257

Punt Returns	No	FC	Yds	Avg	LG	TD
Cassady, Howard	7	3	47	6.7	13	0
Shofner, Jim	8	11	33	4.1	9	0
Green, Ernie	5	4	31	6.2	10	0
Browns	20	18	111	5.6	13	0
Opponents	15	16	121	8.1	38	0

Rushing	No	Yds	Avg	LG	TD
Brown, Jim	230	996	4.3	31	13
Scales, Charley	56	239	4.3	27	3
Wilson, Tom	46	141	3.1	17	1
Ryan, Frank	42	242	5.8	39	1
Green, Ernie	31	139	4.5	45	0
Ninowski, Jim	9	15	1.7	7	0
Browns	414	1,772	4.3	45	18
Opponents	466	1,940	4.2	27	17

Kickoff Returns	No	Yds	Avg	LG	TD
Green, Ernie	13	250	19.2	41	0
Wilson, Tom	11	307	27.9	46	0
Cassady, Howard	10	233	23.3	33	0
Scales, Charley	9	154	17.1	22	0
Tidmore, Sam	2	39	19.5	31	0
Collins, Gary	1	0	0.0	0	0
Browns	46	983	21.4	46	0
Opponents	49	1,098	22.4	56	0

Receiving	No	Yds	Avg	LG	TD
Brown, Jim	47	517	11.0	53t	5
Kreitling, Rich	44	659	15.0	53	3
Renfro, Ray	31	638	20.6	65t	4
Brewer, Johnny	22	290	13.2	37	2

Date	Result	Opponent	Att.
09/16	W 17-7	New York Giants	81,115
09/23	L 16-17	Washington Redskins	57,491
09/30	L 7-35	at Philadelphia Eagles	60,671
10/07	W 19-10	Dallas Cowboys	44,040
10/14	L 14-36	Baltimore Colts	80,132
10/21	W 34-7	at St. Louis Cardinals	23,256
10/28	W 41-14	at Pittsburgh Steelers	35,417
11/04	T 14-14	Philadelphia Eagles	63,848
11/11	L 9-17	at Washington Redskins	48,169
11/18	W 38-14	St. Louis Cardinals	41,815
11/25	W 35-14	Pittsburgh Steelers	53,601
12/02	L 21-45	at Dallas Cowboys	24,226
12/09	L 13-17	at New York Giants	62,794
12/15	W 13-10	at San Francisco 49ers	35,274

Team Statistics	Browns	Opponent
Total First Downs	252	263
Rushing	105	122
Passing	133	125
Penalty	14	16
Total Net Yards	4,306	3,324
Avg. Per Game	307.6	280.3

Passing	Att	Cmp	Yds.	Pct.	Av/At	TD	TD%	Int	Int%	LG	Tkld	Rating
Ryan, Frank	194	112	1,541	57.7	7.94	10	5.2	7	3.6	65t	0/156	85.4
Ninowski, Jim	173	87	1,178	50.3	6.81	7	4.0	8	4.6	53t	0/57	66.6
Brown, Jim	2	1	28	50.0	14.00	0	0.0	0	0.0	28	0/0	95.8
Scales, Charley	1	0	0	0.0	0.00	0	0.0	1	100.0	0	0/0	0.0
Browns	370	200	2,747	54.1	7.42	17	4.6	16	4.3	65t	0/213	75.4
Opponents	341	189	2,277	55.4	6.68	15	4.4	24	7.0	50t	0/293	61.4

# YEAR BY YEAR

## 1963 REGULAR SEASON RESULTS (10-4)

Coach: Blanton Collier  
 Top Draft Choice: E Tom Hutchinson

### 1963 USUAL STARTING LINEUPS

Offense	
WR 88	Rich Kreitling
LT 77	Dick Schafraht
LG 60	John Wooten
C 56	John Morrow
RG 66	Gene Hickerson
RT 70	John Brown
TE 83	Johnny Brewer
WR 86	Gary Collins
QB 13	Frank Ryan
RB 48	E. Green, 34 K. Webb
RB 32	Jim Brown
Defense	
LDE 84	Paul Wiggins
LDT 79	Bob Gain
RDT 78	Frank Parker
RDE 80	Bill Glass
LLB 82	Jim Houston
MLB 50	Vince Costello
RLB 35	Galen Fiss
LCB 30	Bernie Parrish
RCB 44	Jim Shofner
LS 23	Larry Benz
RS 20	Ross Fichtner
Radio Announcers:	
Gib Shanley, Jim Graner (WERE 1300 AM)	
Television Announcers:	
Ken Coleman, Warren Lahr (WJW-Channel 8)	

Total Net Yards	4,856	4,126	Brown, Jim	24	268	11.2	83t	3
Avg. Per Game	346.9	294.7	Kreitling, Rich	22	386	17.5	45	6
Total Plays	807	860	Hutchinson, Tom	9	244	27.1	70	0
Avg. Per Play	6.0	4.8	Renfro, Ray	4	82	20.5	39t	1
Net Yards Rushing	2,639	1,651	Crespino, Bob	2	22	11.0	18	1
Avg. Per Game	188.5	117.9	Webb, Ken	2	2	1.0	5	0
Total Rushes	460	423	Scales, Charley	1	13	13.0	13	0
Net Yards Passing	2,217	2,475	Ryan, Frank	0	-1	0.0	-1	0
Avg. Per Game	158.4	176.8	Browns	164	2,449	14.9	83t	27
Sacked/Yards Lost	25/232	29/243	Opponents	208	2,718	13.1	99t	16
Gross Yards	2,449	2,718						
Attempts/Completions	322/164	408/208	<b>Interceptions</b>	<b>No</b>	<b>Yds</b>	<b>Avg</b>	<b>LG</b>	<b>TD</b>
Completion Pct.	50.9%	51.0%	Costello, Vince	7	118	16.9	31	0
Had Intercepted	20	22	Benz, Larry	7	114	16.3	38	0
Punts/Avg.	54/40.0	57/43.7	Fichtner, Ross	2	75	37.5	39	1
Net Punting Avg.	54/36.0	57/38.7	Franklin, Bobby	2	26	13.0	14	0
Penalties/Yards Lost	52/609	63/592	Fiss, Galen	2	8	4.0	6	0
Fumbles/Ball Lost	25/17	13/10	Wiggins, Paul	1	2	2.0	2	0
Touchdowns	43	30	Houston, Jim	1	0	0.0	0	0
Rushing	15	10	Browns	22	343	15.6	39	1
Passing	27	16	Opponents	20	317	15.9	55	1
Returns	1	4						

Score By Periods	Punting						No	Yds	Avg	In20	TB	LG	Bk		
	1st	2nd	3rd	4th	OT	Tot.									
Browns	85	112	40	106	0	—	343	Collins, Gary	54	2,160	40.0	0	4	73	0
Opponents	60	91	60	51	0	—	262	Browns	54	2,160	40.0	0	4	73	0
								Opponents	57	2,492	43.7	0	3	69	0

Scoring	Ru	Pa	Rt	Dt	PAT	2Ru/2Pa	FG	SA	TD	Punt Returns	No	FC	Yds	Avg	LG	TD		
																	Browns	Opponents
Brown, Jim	12	3	0	0	0	0	0	0	0	0	0	0	0	0	0	90		
Groza, Lou	0	0	0	0	40/43	0	0	15/23	0	85	Green, Ernie	6	11	79	13.2	55	0	
Collins, Gary	0	13	0	0	0	0	0	0	0	0	78	Shofner, Jim	9	2	41	4.6	15	0
Kreitling, Rich	0	6	0	0	0	0	0	0	0	0	36	Parrish, Bernie	3	1	31	10.3	21	0
Green, Ernie	0	3	0	0	0	0	0	0	0	0	18	Browns	25	16	285	11.4	55	0
Ryan, Frank	2	0	0	0	0	0	0	0	0	0	12	Opponents	22	16	216	9.8	29	0
Crespino, Bob	1	0	0	0	0	0	0	0	0	0	6							
Scales, C.	1	0	0	0	0	0	0	0	0	0	6							
Renfro, Ray	0	1	0	0	0	0	0	0	0	0	6							
Fichtner, Ross	0	0	1	0	0	0	0	0	0	0	6							
Browns	15	27	1	0	40/43	0	0	15/23	0	343	Shorter, Jim	9	219	24.3	49	0		
Opponents	10	16	4	0	29/30	0	0	17/35	1	262	Franklin, Bobby	2	33	16.5	19	0		

Rushing	No	Yds	Avg	LG	TD	Kickoff Returns	No	Yds	Avg	LG	TD
Brown, Jim	291	1,863	6.4	80t	12	Green, Ernie	18	394	21.9	34	0
Green, Ernie	87	526	6.0	73	0	Scales, Charley	16	432	27.0	50	0
Ryan, Frank	62	224	3.6	25	2	Shorter, Jim	9	219	24.3	49	0
Webb, Ken	12	58	4.8	19	0	Franklin, Bobby	2	33	16.5	19	0
Ninowski, Jim	5	-19	-3.8	2	0	Webb, Ken	1	12	12.0	12	0
Scales, Charley	2	-3	-1.5	2t	1	Tidmore, Sam	1	5	5.0	5	0
Franklin, Bobby	1	-10	-10.0	-10	0	Morrow, John	1	4	4.0	4	0
Browns	460	2,639	5.7	80t	15	Shofner, Jim	1	0	0.0	0	0
Opponents	423	1,651	3.9	32	10	Browns	50	1,099	22.0	50	0
						Opponents	58	1,424	24.6	92t	1

Team Statistics	Browns	Opponent	Receiving	No	Yds	Avg	LG	TD
Total First Downs	252	242	Collins, Gary	43	674	15.7	49t	13
Rushing	135	99	Brewer, Johnny	29	454	15.7	55	0
Passing	100	129	Green, Ernie	28	305	10.9	35	3
Penalty	17	14						

Passing	Att	Cmp	Yds	Pct	Av/At	TD	TD%	Int	Int%	LG	TkId	Rating
Ryan, Frank	256	135	2,038	52.7	7.96	25	9.8	13	5.1	83t	20/179	90.6
Ninowski, Jim	61	29	423	47.5	6.93	2	3.3	6	9.8	70	4/45	41.9
Brown, Jim	4	0	0	0.0	0.00	0	0.0	0	0.0	0	1/8	39.6
Groza, Lou	1	0	0	0.0	0.00	0	0.0	1	100.0	0	0/0	0.0
Browns	322	164	2,461	50.9	7.64	27	8.4	20	6.2	83t	25/232	78.4
Opponents	408	208	2,718	51.0	6.66	16	3.9	22	5.4	99t	29/243	62.9

# YEAR BY YEAR

## 1964 REGULAR SEASON RESULTS (10-3-1)

**Coach:** Blanton Collier  
**Top Draft Choice:** WR Paul Warfield

### 1964 USUAL STARTING LINEUPS

Offense			
WR	42	Paul Warfield	
LT	77	Dick Schaftrath	
LG	60	John Wooten	
C	56	John Morrow	
RG	66	Gene Hickerson	
RT	70	John Brown	
TE	83	J. Brewer, 87 T. Hutchinson	
WR	86	Gary Collins	
QB	13	Frank Ryan	
RB	48	Ernie Green	
RB	32	Jim Brown	
Defense			
LDE	84	Paul Wiggins	
LDT	74	Dick Modzelowski	
RDT	69	Jim Kanicki	
RDE	80	Bill Glass	
LLB	82	Jim Houston	
MLB	50	Vince Costello	
RLB	35	Galen Fiss	
LCB	30	Bernie Parrish	
RCB	49	Walter Beach	
LS	23	Larry Benz	
RS	24	B. Franklin, 22 L. Caylor	
Radio Announcers:			
Gib Shanley, Jim Graner (WERE 1300 AM)			
Television Announcers:			
Ken Coleman, Warren Lahr (WJW-Channel 8)			

Penalty	18	19
Total Net Yards	4,486	4,722
Avg. Per Game	320.4	337.3
Total Plays	807	894
Avg. Per Play	5.6	5.3
Net Yards Rushing	2,163	2,012
Avg. Per Game	154.5	143.7
Total Rushes	435	465
Net Yards Passing	2,323	2,710
Avg. Per Game	165.9	193.6
Sacked/Yards Lost	28/219	28/222
Gross Yards	2,542	2,932
Attempts/Completions	344/181	401/230
Completion Pct.	52.6%	57.4%
Had Intercepted	19	19
Punts/Avg.	49/41.9	57/39.7
Net Punting Avg.	49/38.1	57/34.4
Penalties/Yards Lost	60/611	64/643
Fumbles/Ball Lost	15/7	30/21
Touchdowns	50	36
Rushing	14	18
Passing	28	18
Returns	8	0

Receiving	No	Yds	Avg	LG	TD
Warfield, Paul	52	920	17.7	62t	9
Brown, Jim	36	340	9.4	40t	2
Collins, Gary	35	544	15.5	43	8
Brewer, Johnny	25	338	13.5	41	3
Green, Ernie	25	283	11.3	32	4
McNeil, Clifton	4	69	17.3	28	1
Hutchinson, Tom	3	24	8.0	12	0
Roberts, Walter	1	24	24.0	24t	1
Browns	181	2,542	14.0	62t	28
Opponents	230	2,932	12.7	92t	18

Score By Periods	1st	2nd	3rd	4th	OT	Tot.
Browns	61	123	107	124	0	415
Opponents	57	85	69	82	0	293

Interceptions	No	Yds	Avg	LG	TD
Parrish, Bernie	4	98	24.5	54t	1
Beach, Walter	4	81	20.3	65t	1
Benz, Larry	4	67	16.8	45	0
Houston, Jim	2	86	43.0	44	1
Fichtner, Ross	2	67	33.5	64	0
Costello, Vince	2	21	10.5	20	0
Fiss, Galen	1	24	24.0	24	0
Browns	19	444	23.4	65t	3
Opponents	19	154	8.1	27	0

Scoring	Ru	Pa	Rt	Df	PAT	2Ru/2Pa	FG	Saf	TP
Groza, Lou	0	0	0	0	49/50	0	0	22/33	0 115
Green, Ernie	6	4	0	0	0	0	0	0	0 60
Brown, Jim	7	2	0	0	0	0	0	0	0 54
Warfield, Paul	0	9	0	0	0	0	0	0	0 54
Collins, Gary	0	8	0	0	0	0	0	0	0 48
Brewer, J.	0	3	0	0	0	0	0	0	0 18
Roberts, W.	0	1	0	0	0	0	0	0	0 6
Parrish, Bernie	0	1	0	0	0	0	0	0	0 6
Scales, C.	0	0	1	0	0	0	0	0	0 6
Kelly, Leroy	0	0	1	0	0	0	0	0	0 6
Ryan, Frank	1	0	0	0	0	0	0	0	0 6
Williams, S.	0	0	1	0	0	0	0	0	0 6
Shoals, Roger	0	0	1	0	0	0	0	0	0 6
Houston, Jim	0	0	1	0	0	0	0	0	0 6
Wiggins, Paul	0	0	1	0	0	0	0	0	0 6
McNeil, Clifton	0	1	0	0	0	0	0	0	0 6
Beach, Walter	0	1	0	0	0	0	0	0	0 6
Browns	14	28	8	0	49/50	0	0	22/33	0 415
Opponents	18	18	0	0	32/35	0	0	15/23	0 293

Punting	No	Yds	Avg	In20	TB	LG	Blk
Collins, Gary	48	2,016	42.0	0	5	58	0
Franklin, Bobby	1	36	36.0	0	0	36	0
Browns	49	2,052	41.9	0	5	58	0
Opponents	57	2,265	39.7	0	5	60	1

Punt Returns	No	FC	Yds	Avg	LG	TD
Kelly, Leroy	9	7	171	19.0	68t	1
Roberts, Walter	10	6	132	13.2	40	0
Williams, Sidney	1	0	0	0.0	0	0
Browns	20	13	303	15.1	68t	1
Opponents	20	8	183	9.1	53	0

Kickoff Returns	No	Yds	Avg	LG	TD
Roberts, Walter	24	661	27.5	60	0
Kelly, Leroy	24	582	24.3	45	0
Scales, Charley	5	75	15.0	24	0
Warfield, Paul	1	4	4.0	4	0
Franklin, Bobby	1	1	1.0	1	0
Clark, Monte	1	0	0.0	0	0
Williams, Sidney	1	0	0.0	0	0
Browns	57	1,323	23.2	60	0
Opponents	75	1,517	20.2	49	0

Rushing	No	Yds	Avg	LG	TD
Brown, Jim	280	1,446	5.2	71	7
Green, Ernie	109	491	4.5	37t	6
Ryan, Frank	37	217	5.9	19	1
Kelly, Leroy	6	12	2.0	5	0
Scales, Charley	2	5	2.5	3	0

Passing	Att	Cmp	Yds	Pct	Av/At	TD	TD%	Int	Int%	LG	Tkld	Rating
Ryan, Frank	334	174	2,404	52.1	7.20	25	7.5	19	5.7	62t	27/207	76.7
Ninowski, Jim	9	6	125	66.7	13.89	2	22.2	0	0.0	41	1/12	149.3
Brown, Jim	1	1	13	100.0	13.00	1	100.0	0	0.0	13t	0/0	158.3
Browns	344	181	2,542	52.6	7.39	28	8.1	19	5.5	62t	28/219	80.8
Opponents	401	230	2,932	57.4	7.31	18	4.5	19	4.7	92t	28/222	75.6

Team Statistics	Browns	Opponent
Total First Downs	255	275
Rushing	119	119
Passing	118	137

Passing	Att	Cmp	Yds	Pct	Av/At	TD	TD%	Int	Int%	LG	Tkld	Rating
Ryan, Frank	334	174	2,404	52.1	7.20	25	7.5	19	5.7	62t	27/207	76.7
Ninowski, Jim	9	6	125	66.7	13.89	2	22.2	0	0.0	41	1/12	149.3
Brown, Jim	1	1	13	100.0	13.00	1	100.0	0	0.0	13t	0/0	158.3
Browns	344	181	2,542	52.6	7.39	28	8.1	19	5.5	62t	28/219	80.8
Opponents	401	230	2,932	57.4	7.31	18	4.5	19	4.7	92t	28/222	75.6

# YEAR BY YEAR

## 1965 REGULAR SEASON RESULTS (11-3)

Coach: Blanton Collier  
Top Draft Choice: T James Garcia

### 1965 USUAL STARTING LINEUPS

Offense	
WR	27 W. Roberts, 85 C. McNeil
LT	77 Dick Schafraath
LG	60 John Wooten
C	56 John Morrow
RG	66 Gene Hickerson
RT	73 Monte Clark
TE	83 Johnny Brewer
WR	86 Gary Collins
QB	13 Frank Ryan
RB	48 Ernie Green
RB	32 Jim Brown
Defense	
LDE	84 Paul Wiggin
LDT	74 Dick Modzelewski
RDT	69 Jim Kanicki
RDE	80 Bill Glass
LLB	62 J. Houston, 35 G. Fiss
MLB	50 Vince Costello
RLB	67 S. Williams, 35 G. Fiss
LCB	30 Bernie Parrish
RCB	49 W. Beach, 40 E. Barnes
LS	20 Ross Fichtner
RS	23 Larry Benz

Radio Announcers:  
Gib Shanley, Jim Graner (WRE 1300 AM)  
Television Announcers:  
Ken Coleman, Warren Lahr (WJW-Channel 8)

Total Net Yards	4,398	4,712	Green, Ernie	25	298	11.9	69	2
Avg. Per Game	314.1	336.6	Roberts, Walter	16	314	19.6	80	4
Total Plays	836	869	Brewer, Johnny	13	174	13.4	25	1
Avg. Per Play	5.3	5.4	Kelly, Leroy	9	122	13.6	52	0
Net Yards Rushing	2,331	1,866	Hutchinson, Tom	6	113	18.8	24	2
Avg. Per Game	166.5	133.3	McNeil, Clifton	3	69	23.0	32	0
Total Rushes	476	412	Warfield, Paul	3	30	10.0	13	0
Net Yards Passing	2,067	2,846	Scales, Charley	1	7	7.0	7	0
Avg. Per Game	147.6	203.3	Browns	160	2,339	14.6	80	23
Sacked/Yards Lost	31/272	38/307	Opponents	204	3,153	15.5	87	31
Gross Yards	2,339	3,153						
Attempts/Completions	329/160	419/204	<u>Interceptions</u>	<u>No</u>	<u>Yds</u>	<u>Avg</u>	<u>LG</u>	<u>TD</u>
Completion Pct.	48.6%	48.7%	Benz, Larry	5	78	15.6	31	0
Had Intercepted	16	24	Fichtner, Ross	4	98	24.5	48	0
Punts/Avg.	69/45.7	69/41.1	Parrish, Bernie	4	45	11.3	35	0
Net Punting Avg.	69/41.9	69/34.9	Costello, Vince	3	33	11.0	23	0
Penalties/Yards Lost	84/976	62/586	Houston, Jim	2	32	16.0	28	0
Fumbles/Ball Lost	20/9	14/9	Barnes, Erich	1	35	35.0	35	0
Touchdowns	45	43	Lindsey, Dale	1	11	11.0	11	0
Rushing	19	11	Sczurek, Stan	1	10	10.0	10	0
Passing	23	31	Fiss, Galen	1	5	5.0	5	0
Returns	3	1	Glass, Bill	1	0	0.0	0	0
			Williams, Sidney	1	0	0.0	0	0
			Beach, Walter	0	2	0.0	2	0
			Browns	24	349	14.5	48	1
			Opponents	16	275	17.2	96	1

Score By Periods	1st	2nd	3rd	4th	OT	Tot.
Browns	60	114	85	104	0	— 363
Opponents	55	112	68	90	0	— 325

Scoring	Ru	Pa	Rt	Dt	PAT	2Ru2Pa	FG	Sa	Pt	Punting	No	Yds	Avg	In20	TB	LG	Bk
Brown, Jim	17	4	0	0	0/0	0	0/0	0	126	Collins, Gary	65	3,035	46.7	0	10	71	0
Groza, Lou	0	0	0	0	45/45	0	0	16/25	0	Franklin, Bobby	4	118	29.5	0	0	31	0
Collins, Gary	0	10	0	0	0/0	0	0	0/0	60	Browns	69	3,153	45.7	0	10	71	0
Green, Ernie	2	2	0	0	0/0	0	0	0/0	24	Opponents	69	2,838	41.1	0	4	69	0
Roberts, W.	0	4	0	0	0/0	0	0	0/0	24								
Hutchinson, T.	0	2	0	0	0/0	0	0	0/0	12	<u>Punt Returns</u>	<u>No</u>	<u>FC</u>	<u>Yds</u>	<u>Avg</u>	<u>LG</u>	<u>TD</u>	
Kelly, Leroy	0	2	0	0	0/0	0	0	0/0	12	Kelly, Leroy	17	6	265	15.6	67	2	
Brewer, J.	0	1	0	0	0/0	0	0	0/0	6	Roberts, Walter	18	13	162	9.0	51	0	
Fichtner, Ross	0	0	1	0	0/0	0	0	0/0	6	Scales, Charley	1	0	0.0	0	0	0	
Browns	19	23	3	0	45/45	0	0	16/25	0	Browns	36	19	427	11.9	67	2	
Opponents	11	31	1	0	40/42	0	0	9/18	0	Opponents	36	7	269	7.5	67	0	

Rushing	No	Yds	Avg	LG	TD	Kickoff Returns	No	Yds	Avg	LG	TD
Brown, Jim	289	1,544	5.3	67	17	Kelly, Leroy	24	621	25.9	51	0
Green, Ernie	111	436	3.9	41	2	Roberts, Walter	18	493	27.4	88	0
Kelly, Leroy	37	139	3.8	16	0	Scales, Charley	4	88	22.0	24	0
Ryan, Frank	19	72	3.8	18	0	Howell, Mike	2	3	1.5	3	0
Scales, Charley	11	59	5.4	20	0	Hutchinson, Tom	2	0	0.0	0	0
Ninowski, Jim	4	46	11.5	17	0	Green, Ernie	1	4	4.0	4	0
Roberts, Walter	3	30	10.0	14	0	Lindsey, Dale	1	0	0.0	0	0
Collins, Gary	1	16	16.0	16	0	Franklin, Bobby	1	0	0.0	0	0
Franklin, Bobby	1	-11	-11.0	-11	0	Browns	53	1,209	22.8	88	0
Browns	476	2,331	4.9	67	19	Opponents	58	1,334	23.0	65	0
Opponents	412	1,866	4.5	54	11						

Receiving	No	Yds	Avg	LG	TD
Collins, Gary	50	884	17.7	67	10
Brown, Jim	34	328	9.6	32	4

Date	Result	Opponent	Att.
09/19	W 17-7	at Washington Redskins	48,208
09/26	L 13-49	St. Louis Cardinals	80,161
10/03	W 35-17	at Philadelphia Eagles	60,759
10/09	W 24-19	Pittsburgh Steelers	80,187
10/17	W 23-17	Dallas Cowboys	80,432
10/24	W 38-14	at New York Giants	62,864
10/31	L 17-27	Minnesota Vikings	83,505
11/07	W 38-34	Philadelphia Eagles	72,807
11/14	W 34-21	New York Giants	82,426
11/21	W 24-17	at Dallas Cowboys	76,251
11/28	W 42-21	at Pittsburgh Steelers	42,757
12/05	W 24-16	Washington Redskins	77,765
12/12	L 17-42	at Los Angeles Rams	49,048
12/19	W 27-24	at St. Louis Cardinals	29,348
		<u>Championship</u>	
01/02	L 12-23	at Green Bay Packers	50,852

Team Statistics	Browns	Opponent
Total First Downs	257	265
Rushing	133	104
Passing	97	135
Penalty	27	26

Passing	Att	Cmp	Yds	Pct	Aw/At	TD	TD%	Int	Int%	LG	Tkld	Ratng
Ryan, Frank	243	119	1,751	49.0	7.21	18	7.4	13	5.3	80	23/202	75.3
Ninowski, Jim	83	40	549	48.2	6.61	4	4.8	3	3.6	32	8/70	70.8
Brown, Jim	2	1	39	50.0	19.50	1	50.0	0	0.0	39	0/0	135.4
Groza, Lou	1	0	0	0.0	0.00	0	0.0	0	0.0	0	0/0	39.6
Browns	329	160	2,339	48.6	7.11	23	7.0	16	4.9	80	31/272	75.3
Opponents	419	204	3,153	48.7	7.53	31	7.4	24	5.7	87	38/307	74.8

# YEAR BY YEAR

## 1966 REGULAR SEASON RESULTS (9-5)

Coach: Blanton Collier

Top Draft Choice: TE Milt Morin

### 1966 USUAL STARTING LINEUPS

#### Offense

WR	42	Paul Warfield
LT	77	D. Schafraath, 73 M. Clark
LG	60	John Wooten
C	56	J. Morrow, 54 F. Hoaglin
RG	66	Gene Hickerson
RT	73	M. Clark, 70 J. Brown
TE	89	M. Morin, 41 R. Smith
WR	86	Gary Collins
QB	13	Frank Ryan
RB	44	Leroy Kelly
RB	48	Ernie Green

#### Defense

LDE	84	Paul Wiggins
LDT	71	Walter Johnson
RDT	69	J. Kanicki, 78 F. Parker
RDE	80	Bill Glass
LLB	82	Jim Houston
MLB	50	V. Costello, 51 D. Lindsey
RLB	83	Johnny Brewer
LCB	40	Erich Barnes
RCB	34	M. Howell, 49 W. Beach
LS	20	R. Fichtner, E. Kellermann
RS	24	E. Kellermann, 20 R. Fichtner

#### Radio Announcers:

Gib Shanley, Jim Graner (WERE 1300 AM)

#### Television Announcers:

Ken Coleman, Warren Lahr (WJW-Channel 8)

Total Plays	846	891	Warfield, Paul	36	741	20.6	51	5
Avg. Per Play	6.0	4.8	Kelly, Leroy	32	366	11.4	40	1
Net Yards Rushing	2,166	1,894	Morin, Milt	23	333	14.5	32	3
Avg. Per Game	154.7	135.3	Smith, Ralph	13	183	14.1	28	3
Total Rushes	415	450	McNeil, Clifton	2	94	47.0	50t	2
Net Yards Passing	2,905	2,372	Roberts, Walter	2	19	9.5	10	0
Avg. Per Game	207.5	169.4	Pietrosante, Nick	1	12	12.0	12	0
Sacked/Yards Lost	29/237	35/278	Houston, Jim	1	10	10.0	10t	1
Good Yards	3,142	2,650	Costello, Vince	1	-7	-7.0	-7	0
Attempts/Completions	402/212	406/221	Browns	212	3,142	14.8	54	33
Completion Pct.	52.7%	54.4%	Opponents	221	2,650	12.0	58t	14
Had Intercepted	15	30						
Punts/Avg.	57/39.0	56/39.7						
Net Punting Avg.	57/37.1	56/37.1						
Penalties/Yards Lost	69/747	61/563						
Fumbles/Ball Lost	17/10	24/19						
Touchdowns	54	29						
Rushing	18	12						
Passing	33	14						
Returns	3	3						

			<b>Interceptions</b>	<b>No</b>	<b>Yds</b>	<b>Avg</b>	<b>LG</b>	<b>TD</b>
			Fichtner, Ross	8	152	19.0	58	1
			Howell, Mike	8	62	7.8	29	0
			Barnes, Erich	4	128	32.0	54	0
			Kellermann, Ernie	3	23	7.7	12	0
			Houston, Jim	2	27	13.5	21	0
			Parrish, Bernie	1	16	16.0	16	0
			Wiggins, Paul	1	0	0.0	0	0
			Brewer, Johnny	1	0	0.0	0	0
			Costello, Vince	1	0	0.0	0	0
			Beach, Walter	1	0	0.0	0	0
			Browns	30	408	13.6	58	1
			Opponents	15	68	4.5	27	0

			<b>Scoring</b>	<b>Ru</b>	<b>Pa</b>	<b>Rt</b>	<b>DT</b>	<b>PAT</b>	<b>2Pt</b>	<b>FG</b>	<b>Saf</b>	<b>Tot</b>	
			Kelly, Leroy	15	1	0	0	0	0	0	0	96	
			Groza, Lou	0	0	0	0	51/52	0	0	9/23	0	78
			Collins, Gary	0	12	0	0	0	0	0	0	0	72
			Green, Ernie	3	6	0	0	0	0	0	0	0	54
			Warfield, Paul	0	5	1	0	0	0	0	0	0	36
			Morin, Milt	0	3	0	0	0	0	0	0	0	18
			Smith, Ralph	0	3	0	0	0	0	0	0	0	18
			McNeil, Clifton	0	2	0	0	0	0	0	0	0	12
			Houston, Jim	0	1	0	0	1/1	0	0	0	0	7
			Glass, Bill	0	0	1	0	0	0	0	0	0	6
			Fichtner, Ross	0	1	0	0	0	0	0	0	0	6
			Team, Stat	0	0	0	0	0	1/1	0	0	0	0
			Browns	18	33	3	0	52/54	0	0	9/23	0	403
			Opponents	12	14	3	0	28/29	0	0	19/28	0	259

			<b>Scoring</b>	<b>No</b>	<b>Yds</b>	<b>Avg</b>	<b>LG</b>	<b>TD</b>		
			Punting	<b>No</b>	<b>Yds</b>	<b>Avg</b>	<b>In/20</b>	<b>TB</b>	<b>LG</b>	<b>Blk</b>
			Collins, Gary	57	2,223	39.0	0	6	60	0
			Browns	57	2,223	39.0	0	6	60	0
			Opponents	56	2,224	39.7	0	2	56	0

			<b>Punt Returns</b>	<b>No</b>	<b>FC</b>	<b>Yds</b>	<b>Avg</b>	<b>LG</b>	<b>TD</b>
			Kelly, Leroy	13	6	104	8.0	52	0
			Roberts, Walter	11	13	42	3.8	30	0
			Green, Ernie	0	2	0	0.0	0	0
			Browns	24	21	146	6.1	52	0
			Opponents	23	15	111	4.8	38	0

			<b>Kickoff Returns</b>	<b>No</b>	<b>Yds</b>	<b>Avg</b>	<b>LG</b>	<b>TD</b>
			Roberts, Walter	20	454	22.7	57	0
			Kelly, Leroy	19	403	21.2	49	0
			Harraway, Charley	9	193	21.4	33	0
			Schultz, Randy	3	52	17.3	23	0
			Pietrosante, Nick	2	9	4.5	8	0
			Smith, Ralph	1	0	0.0	0	0
			Browns	54	1,111	20.6	57	0
			Opponents	68	1,501	22.1	94t	2

			<b>Field Goals</b>	<b>1-19</b>	<b>20-29</b>	<b>30-39</b>	<b>40-49</b>	<b>50+</b>	<b>tot</b>
			Groza, Lou	0/1	2/6	4/8	3/8	0/0	9/23
			Browns	0/1	2/6	4/8	3/8	0/0	9/23
			Opponents	7/7	5/8	5/8	2/4	0/1	19/28

			<b>Receiving</b>	<b>No</b>	<b>Yds</b>	<b>Avg</b>	<b>LG</b>	<b>TD</b>
			Collins, Gary	56	946	16.9	54	12
			Green, Ernie	45	445	9.9	31t	6

<b>Date</b>	<b>Result</b>	<b>Opponent</b>	<b>Att</b>
09/11	W 38-14	at Washington Redskins	48,643
09/18	L 20-21	Green Bay Packers	83,943
09/25	L 28-34	St. Louis Cardinals	74,814
10/02	W 28-7	at New York Giants	62,916
10/08	W 41-10	Pittsburgh Steelers	82,687
10/23	W 30-21	Dallas Cowboys	84,721
10/30	W 49-17	at Atlanta Falcons	57,235
11/06	L 6-16	at Pittsburgh Steelers	39,690
11/13	W 27-7	Philadelphia Eagles	77,968
11/20	W 14-3	Washington Redskins	78,466
11/24	L 14-26	at Dallas Cowboys	75,504
12/04	W 49-40	New York Giants	61,651
12/11	L 21-33	at Philadelphia Eagles	58,074
12/17	W 38-10	at St. Louis Cardinals	47,721

<b>Team Statistics</b>	<b>Browns</b>	<b>Opponent</b>
Total First Downs	278	255
Rushing	117	113
Passing	142	124
Penalty	19	18
Total Net Yards	5,071	4,266
Avg. Per Game	362.2	304.7

<b>Passing</b>	<b>Att</b>	<b>Cmp</b>	<b>Yds</b>	<b>Pct</b>	<b>Av/At</b>	<b>TD</b>	<b>TD%</b>	<b>Int</b>	<b>Int%</b>	<b>LG</b>	<b>Tkld</b>	<b>Rating</b>
Ryan, Frank	382	200	2,974	52.4	7.79	29	7.6	14	3.7	54	28/223	88.2
Ninowski, Jim	18	11	175	61.1	9.72	4	22.2	1	5.6	44t	1/14	110.0
Groza, Lou	1	1	7	100.0	7.00	0	0.0	0	0.0	-7	0/0	95.8
Kelly, Leroy	1	0	0	0.0	0.00	0	0.0	0	0.0	0	0/0	39.6
Browns	402	212	3,156	52.7	7.85	33	8.2	15	3.7	54	29/237	90.6
Opponents	406	221	2,650	54.4	6.53	14	3.4	30	7.4	58t	35/278	55.3

# YEAR BY YEAR

## 1967 REGULAR SEASON RESULTS (9-5)

Coach: Blanton Collier  
 Top Draft Choice: LB Bob Matheson

### 1967 USUAL STARTING LINEUPS

Offense	
WR	42 Paul Warfield
LT	77 Dick Schafrath
LG	60 John Wooten
C	54 Fred Hoaglin
RG	66 Gene Hickerson
RT	73 M. Clark, 65 J. DeMarie
TE	41 Ralph Smith
WR	86 G. Collins, 87 E. Barney
QB	13 F. Ryan, 15 G. Lane
RB	44 Leroy Kelly
RB	48 E. Green, 35 L. Conjar
Defense	
LDE	84 P. Wiggins, 80 B. Glass
LDT	71 W. Johnson, 65 J. Kanicki
RDT	69 J. Kanicki, 71 W. Johnson
RDE	80 Bill Glass, 84 P. Wiggins
LLB	82 J. Houston, 56 B. Matheson
MLB	51 D. Lindsey, 82 J. Houston
RLB	83 J. Brewer, 52 B. Andrews
LCB	40 E. Barnes, 28 B. Davis
RCB	34 M. Howell, 40 E. Barnes
LS	24 E. Kellermann, 20 R. Fichtner
RS	20 R. Fichtner, 24 E. Kellermann

Radio Announcers:  
 Gib Shanley, Jim Graner (WERE 1300 AM)  
 Television Announcers:  
 Ken Coleman, Warren Lahr (WJW-Channel 8)

Total Net Yards	4,316	4,848	Warfield, Paul	32	702	21.9	49t	8
Avg. Per Game	308.3	346.3	Collins, Gary	32	500	15.6	33	7
Total Plays	821	956	Kelly, Leroy	20	282	14.1	48	2
Avg. Per Play	5.3	5.1	Smith, Ralph	14	211	15.1	49t	1
Net Yards Rushing	2,139	1,767	Morin, Milt	7	90	12.9	21	0
Avg. Per Game	152.8	126.2	Conjar, Larry	6	68	11.3	27	0
Total Rushes	444	459	Pietrosante, Nick	6	56	9.3	23	0
Net Yards Passing	1,942	2,877	McNeil, Clifton	3	33	11.0	23	2
Avg. Per Game	138.7	205.5	Barney, Eppie	1	3	3.0	3	0
Sacked/Yards Lost	44/372	44/354	Browns	160	2,314	14.5	49t	22
Gross Yards	2,314	3,231	Opponents	250	3,231	12.9	60t	19
Attempts/Completions	333/160	454/250						
Completion Pct.	48.0%	55.1%						
Had Intercepted	18	22						
Punts/Avg.	67/37.1	62/39.9						
Net Punting Avg.	67/36.0	62/34.2						
Penalties/Yards Lost	72/773	57/655						
Fumbles/Ball Lost	24/17	29/14						
Touchdowns	43	37						
Rushing	15	15						
Passing	22	19						
Returns	6	3						

Interceptions		No	Yds	Avg	LG	TD
Fichtner, Ross	4	113	28.3	88	0	
Barnes, Erich	4	47	11.8	40	0	
Houston, Jim	3	97	32.3	79t	2	
Howell, Mike	3	20	6.7	20	0	
Brewer, Johnny	2	75	37.5	70t	1	
Davis, Ben	1	9	9.0	9	0	
Kellermann, Ernie	1	9	9.0	9	0	
Lindsey, Dale	1	5	5.0	5	0	
Glass, Bill	1	0	0.0	0	0	
Matheson, Bob	1	0	0.0	0	0	
Ward, Carl	1	0	0.0	0	0	

Score By Periods	1st	2nd	3rd	4th	OT	Tot.
Browns	93	83	72	86	0	— 334
Opponents	55	101	66	75	0	— 297

Scoring	Ru	Pa	Rt	DT	PAT	2Ru/2Pa	FG	Saf	TP	Punting	No	Yds	Avg	in20	TB	LG	Bls
Kelly, Leroy	11	2	0	0	0/0	0	0	0/0	0	78	57	2,078	36.5	0	2	52	2
Groza, Lou	0	0	0	0	43/43	0	0	11/23	0	76	10	407	40.7	0	0	51	0
Warfield, Paul	0	8	0	0	0/0	0	0	0/0	0	48	67	2,485	37.1	0	2	52	2
Collins, Gary	0	7	0	0	0/0	0	0	0/0	0	42	62	2,475	39.9	0	2	57	0
Green, Ernie	4	2	0	0	0/0	0	0	0/0	0	36							
McNeil, Clifton	0	2	0	0	0/0	0	0	0/0	0	12							
Houston, Jim	0	0	2	0	0/0	0	0	0/0	0	12							
Smith, Ralph	0	1	1	0	0/0	0	0	0/0	0	12							
Brewer, J.	0	0	1	0	0/0	0	0	0/0	0	6							
Davis, Ben	0	0	1	0	0/0	0	0	0/0	0	6							
Ward, Carl	0	0	1	0	0/0	0	0	0/0	0	6							
Browns	15	22	6	0	43/43	0	0	11/23	0	334	35	14	357	10.2	52t	1	0
Opponents	15	19	3	0	36/37	0	0	13/25	0	297	29	21	70	2.4	12	1	0

Punt Returns	No	FC	Yds	Avg	LG	TD
Davis, Ben	18	7	229	12.7	52t	1
Ward, Carl	6	3	62	10.3	24	0
Kelly, Leroy	9	4	59	6.6	32	0
Harroway, Charley	1	0	7	7.0	7	0
Youngblood, G.	1	0	0	0.0	0	0
Browns	35	14	357	10.2	52t	1
Opponents	29	21	70	2.4	12	0

Rushing	No	Yds	Avg	LG	TD	Kickoff Returns	No	Yds	Avg	LG	TD
Kelly, Leroy	235	1,205	5.1	42t	11	Davis, Ben	27	708	26.2	63	0
Green, Ernie	145	710	4.9	59t	4	Ward, Carl	22	545	24.8	104t	1
Ryan, Frank	22	57	2.6	12	0	Kelly, Leroy	5	131	26.2	32	0
Conjar, Larry	20	78	3.9	16	0	Barney, Eppie	1	11	11.0	11	0
Pietrosante, Nick	10	73	7.3	31	0	Browns	55	1,396	25.4	104t	1
Harroway, Charley	5	-4	-0.8	2	0	Opponents	59	1,288	21.8	87t	2
Lane, Gary	2	21	10.5	12	0						
Warfield, Paul	2	10	5.0	18	0						

Field Goals	1-19	20-29	30-39	40-49	50+	Tot.
Groza, Lou	2/2	2/5	6/8	1/7	0/1	11/23
Browns	2/2	2/5	6/8	1/7	0/1	11/23
Opponents	2/2	5/6	2/5	4/9	0/3	13/25

Receiving	No	Yds	Avg	LG	TD
Green, Ernie	39	369	9.5	41t	2

Date	Result	Opponent	Att.
09/17	L 14-21	Dallas Cowboys	81,039
09/24	L 14-31	at Detroit Lions	57,383
10/01	W 42-7	at New Orleans Saints	77,045
10/07	W 21-10	Pittsburgh Steelers	82,949
10/15	W 20-16	St. Louis Cardinals	77,813
10/22	W 24-0	Chicago Bears	83,183
10/29	L 34-38	at New York Giants	62,903
11/05	W 34-14	at Pittsburgh Steelers	47,131
11/12	L 7-55	at Green Bay Packers	50,074
11/19	W 14-10	Minnesota Vikings	68,431
11/26	W 42-37	Washington Redskins	72,798
12/03	W 24-14	New York Giants	78,594
12/10	W 20-16	at St. Louis Cardinals	47,782
12/17	L 24-28	at Philadelphia Eagles	60,658
		Playoff	
12/24	L 14-52	at Dallas Cowboys	70,786
		Playoff Bowl	
01/07	L 6-30	Los Angeles Rams	37,102

Team Statistics	Browns	Opponent
Total First Downs	238	281
Rushing	119	115
Passing	102	153
Penalty	17	13

Passing	Att	Cmp	Yds	Pct	Av/At	TD	TD%	Int	Int%	LG	Tkld	Ratng
Ryan, Frank	280	136	2,026	48.6	7.24	20	7.1	16	5.7	49t	38/318	72.7
Lane, Gary	43	21	254	48.8	5.91	2	4.7	1	2.3	23	4/30	73.2
Shiner, Dick	9	3	34	33.3	3.78	0	0.0	1	11.1	21	2/24	6.0
Kelly, Leroy	1	0	0	0.0	0.00	0	0.0	0	0.0	0	0/0	39.6
Browns	333	160	2,314	48.0	6.95	22	6.6	18	5.4	49t	44/372	70.6
Opponents	454	250	3,231	55.1	7.12	19	4.2	22	4.8	60t	44/354	71.4

# YEAR BY YEAR

## 1968 REGULAR SEASON RESULTS (10-4)

Coach: Blanton Collier

Top Draft Choice: DE Marvin Upshaw

### 1968 USUAL STARTING LINEUPS

#### Offense

WR	42	Paul Warfield
LT	77	Dick Schafraath
LG	65	John DeMarie
C	54	Fred Hoaglin
RG	66	Gene Hickerson
RT	73	Monte Clark
TE	89	Milt Morin
WR	87	E. Barney, 86 G. Collins
QB	16	B. Nelsen, 13 F. Ryan
RB	44	Leroy Kelly
RB	48	E. Green, 31 C. Harraway
Defense		
LDE	88	R. Snidow, 81 J. Gregory
LDT	71	Walter Johnson
RDT	69	J. Kanicki, 84 M. Upshaw
RDE	80	B. Glass, 81 J. Gregory
LLB	82	Jim Houston
MLB	56	Bob Matheson
RLB	51	D. Lindsey, 50 J. Garlington
LCB	40	Erich Barnes
RCB	28	Ben Davis
LS	24	E. Kellermann, 34 M. Howell
RS	34	M. Howell, 24 E. Kellermann
Radio Announcers:		
Gib Shanley, Jim Graner (WHK 1420 AM)		

Avg. Per Play	5.8	4.7
Net Yards Rushing	2,031	1,842
Avg. Per Game	145.1	131.6
Total Rushes	447	423
Net Yards Passing	2,834	2,248
Avg. Per Game	202.4	166.6
Sacked/Yards Lost	21/181	26/199
Gross Yards	3,015	2,447
Attempts/Completions	363/184	439/213
Completion Pct.	50.7%	48.5%
Had Intercepted	16	32
Punts/Avg.	63/37.3	60/39.9
Net Punting Avg.	63/35.4	60/38.3
Penalties/Yards Lost	74/651	61/620
Fumbles/Ball Lost	23/14	20/14
Touchdowns	49	33
Rushing	20	11
Passing	27	19
Returns	2	3

Green, Ernie	16	142	8.9	62t	2
Harraway, Charley	12	162	13.5	63	1
Collins, Gary	9	230	25.6	39	0
McDonald, Tommy	7	113	16.1	42	1
Leigh, Charles	3	-4	-1.3	4	0
Morrison, Reece	2	40	20.0	29t	1
Smith, Ralph	2	11	5.5	7	0
Browns	184	3,039	16.5	87	27
Opponents	213	2,447	11.5	56	19

Score By Periods						
	1st	2nd	3rd	4th	OT	Tot.
Browns	51	134	97	112	0	394
Opponents	50	84	41	98	0	273

Interceptions					
	No	Yds	Avg	LG	TD
Davis, Ben	8	162	20.3	44	0
Howell, Mike	6	55	9.2	24	0
Kellermann, Ernie	6	29	4.8	12	0
Barnes, Erich	3	64	21.3	40t	1
Houston, Jim	3	11	3.7	7	0
Matheson, Bob	2	44	22.0	30	0
Glass, Bill	2	21	10.5	17t	1
Lindsey, Dale	1	0	0.0	0	0
Garlington, John	1	0	0.0	0	0
Browns	32	386	12.1	44	2
Opponents	16	152	9.5	40	1

Scoring										
	Ru	Pa	Rt	DT	PAT	2Ru/2Pa	FG	Sat	TP	
Kelly, Leroy	16	4	0	0	0	0	0	0	0	120
Cockroft, Don	0	0	0	46/48	0	0	18/24	0	100	
Warfield, Paul	12	0	0	0	0	0	0	0	0	72
Morin, Milt	0	5	0	0	0	0	0	0	0	30
Barney, Eppie	1	1	0	0	0	0	0	0	0	12
Green, Ernie	0	2	0	0	0	0	0	0	0	12
Morrison, R.	1	1	0	0	0	0	0	0	0	12
Glass, Bill	0	1	0	0	0	0	0	0	0	6
Barnes, Erich	0	1	0	0	0	0	0	0	0	6
Harraway, C.	0	1	0	0	0	0	0	0	0	6
McDonald, T.	0	1	0	0	0	0	0	0	0	6
Leigh, Charles	1	0	0	0	0	0	0	0	0	6
Nelsen, Bill	1	0	0	0	0	0	0	0	0	6
Browns	20	27	0	46/48	0	0	18/24	0	394	
Opponents	11	19	3	33/33	0	0	14/26	0	273	

Punting							
	No	Yds	Avg	In20	TB	LG	Bk
Cockroft, Don	61	2,297	37.7	0	1	59	0
Kelly, Leroy	2	52	26.0	0	0	28	0
Browns	63	2,349	37.3	0	1	59	0
Opponents	60	2,392	39.9	0	4	70	0

Punt Returns						
	No	FC	Yds	Avg	LG	TD
Leigh, Charles	14	2	76	5.4	29	0
Davis, Ben	9	8	11	1.2	9	0
Kelly, Leroy	1	0	9	9.0	9	0
Copeland, Jim	0	0	0	0.0	0	0
McDonald, Tommy	0	1	0	0.0	0	0
Browns	24	11	96	4.0	29	0
Opponents	21	26	120	5.7	17	0

Kickoff Returns					
	No	Yds	Avg	LG	TD
Leigh, Charles	14	322	23.0	41	0
Ward, Carl	13	236	18.2	35	0
James, Nathaniel	8	166	20.8	43	0
Davis, Ben	8	152	19.0	33	0
Morrison, Reece	4	85	21.3	33	0
Kelly, Leroy	1	10	10.0	10	0
Smith, Ralph	1	3	3.0	3	0
Houston, Jim	1	0	0.0	0	0
Copeland, Jim	1	0	0.0	0	0
Andrews, Billy	1	0	0.0	0	0
Barnes, Erich	1	0	0.0	0	0
Howell, Mike	1	0	0.0	0	0
Browns	54	974	18.0	43	0
Opponents	64	1,412	22.1	80	0

Rushing						
	No	Yds	Avg	LG	TD	
Kelly, Leroy	248	1,239	5.0	65	16	
Harraway, Charley	91	334	3.7	23	0	
Green, Ernie	41	152	3.7	14	0	
Leigh, Charles	23	144	6.3	20t	1	
Morrison, Reece	18	39	2.2	11	1	
Nelsen, Bill	13	30	2.3	18	1	
Ryan, Frank	11	64	5.8	19	0	
Smith, Ralph	1	13	13.0	13	0	
Morin, Milt	1	8	8.0	8	0	
Barney, Eppie	0	8	8.0	8t	1	
Browns	447	2,031	4.5	65	20	
Opponents	423	1,842	4.4	44	11	

Receiving						
	No	Yds	Avg	LG	TD	
Warfield, Paul	50	1,067	21.3	65t	12	
Morin, Milt	43	792	18.4	87	5	
Kelly, Leroy	22	297	13.5	68t	4	
Barney, Eppie	18	189	10.5	18	1	

Field Goals						
	1-19	20-29	30-39	40-49	50+	Tot.
Cockroft, Don	6/6	7/7	2/4	2/6	1/1	18/24
Browns	6/6	7/7	2/4	2/6	1/1	18/24
Opponents	3/3	4/6	3/7	4/8	0/2	14/26

Date	Result	Opponent	Att.
09/15	W 24-10	at New Orleans Saints	74,215
09/22	L 7-28	at Dallas Cowboys	68,733
09/29	L 6-24	Los Angeles Rams	82,514
10/05	W 31-24	Pittsburgh Steelers	81,865
10/13	L 21-27	St. Louis Cardinals	79,349
10/20	W 30-20	at Baltimore Colts	60,238
10/27	W 30-7	Atlanta Falcons	67,723
11/03	W 33-21	at San Francisco 49ers	31,359
11/10	W 35-17	New Orleans Saints	71,025
11/17	W 45-24	at Pittsburgh Steelers	41,572
11/24	W 47-13	Philadelphia Eagles	62,338
12/01	W 45-10	New York Giants	83,193
12/08	W 24-21	at Washington Redskins	50,661
12/14	L 16-27	at St. Louis Cardinals	39,746
Playoff			
12/21	W 31-20	Dallas Cowboys	81,497
Championship			
12/29	L 0-34	Baltimore Colts	80,628

Team Statistics		
	Browns	Opponent
Total First Downs	248	259
Rushing	104	110
Passing	123	130
Penalty	21	19
Total Net Yards	4,861	4,208
Avg. Per Game	347.2	300.6
Total Plays	831	888

Passing												
	Att	Cmp	Yds	Pct	Av/At	TD	TD%	Int	Int%	LG	Trkld	Rating
Nelsen, Bill	293	152	2,366	51.9	8.08	19	6.5	10	3.4	87	11/102	86.4
Ryan, Frank	66	31	627	47.0	9.50	7	10.6	6	9.1	57t	10/79	78.3
Kelly, Leroy	4	1	34	25.0	8.50	1	25.0	0	0.0	34t	0/0	102.1
Browns	363	184	3,027	50.7	8.34	27	7.4	16	4.4	87	21/181	85.5
Opponents	439	213	2,447	48.5	5.57	19	4.3	32	7.3	56	26/199	49.8

# YEAR BY YEAR

## 1969 REGULAR SEASON RESULTS (10-3-1)

Coach: Blanton Collier  
Top Draft Choice: FB Ron Johnson

### 1969 USUAL STARTING LINEUPS

#### Offense

WR	42	Paul Warfield
LT	77	Dick Schafraath
LG	65	John DeMarie
C	54	Fred Hoaglin
RG	66	Gene Hickerson
RT	73	M. Clark, 62 J. Taffoni
TE	89	M. Morin, 83 C. Glass
WR	86	Gary Collins
QB	16	Bill Nelsen
RB	44	L. Kelly, 26 R. Morrison
RB	30	R. Johnson, 35 B. Scott

#### Defense

LDE	88	Ron Snidow
LDT	71	Walter Johnson
RDT	84	M. Upshaw, 65 J. Kanicki
RDE	81	Jack Gregory
LLB	82	Jim Houston
MLB	51	D. Lindsey, 56 B. Matheson
RLB	50	J. Garlington, 51 D. Lindsey
LCB	40	Erich Barnes
RCB	29	Walt Sumner
LS	24	E. Kellermann, 20 F. Summers
RS	34	Mike Howell

Radio Announcers:  
Gib Shanley, Jim Graner (WHK 1420 AM)

Total Net Yards	4,428	4,420	Morin, Milt	37	495	13.4	35	0
Avg. Per Game	316.3	315.7	Johnson, Ron	24	164	6.8	18	0
Total Plays	845	841	Kelly, Leroy	20	267	13.4	36	1
Avg. Per Play	5.2	5.3	Morrison, Reece	6	71	11.8	26	0
Net Yards Rushing	1,788	1,956	Scott, Bo	6	25	4.2	14	0
Avg. Per Game	127.7	139.7	Glass, Chip	4	91	22.8	40	2
Total Rushes	447	417	Jones, Dave	2	33	16.5	22	0
Net Yards Passing	2,640	2,464	Hooker, Fair	2	21	10.5	12	0
Avg. Per Game	188.6	176.0	Leigh, Charles	2	-9	-4.5	-4	0
Sacked/Yards Lost	20/190	37/323	Browns	199	2,830	14.2	82t	24
Gross Yards	2,830	2,787	Opponents	202	2,787	13.8	84t	19
Attempts/Completions	378/199	387/202						
Completion Pct.	52.6%	52.2%	<b>Interceptions</b>	<b>No</b>	<b>Yds</b>	<b>Avg</b>	<b>LG</b>	<b>TD</b>
Had Intercepted	21	19	Howell, Mike	6	21	3.5	11	0
Punts/Avg.	60/37.5	64/40.5	Summer, Walt	4	82	20.5	40t	1
Net Punting Avg.	60/36.3	64/37.9	Kellermann, Ernie	3	40	13.3	40t	1
Penalties/Yards Lost	58/603	72/746	Garlington, John	2	4	2.0	4	0
Fumbles/Ball Lost	25/14	32/22	Barnes, Erich	1	55	55.0	55t	1
Touchdowns	45	38	Gregory, Jack	1	12	12.0	12	0
Rushing	17	18	Lindsey, Dale	1	3	3.0	3	0
Passing	24	19	Upshaw, Marvin	1	0	0.0	0	0
Returns	4	1	Browns	19	217	11.4	55t	3
			Opponents	21	275	13.1	56	1

#### Score By Periods

	1st	2nd	3rd	4th	OT	Tot.		No	Yds	Avg	In20	TB	LG	BH	
Browns	77	117	70	87	0	—	351	Cockroft, Don	57	2,138	37.5	0	6	55	1
Opponents	41	91	38	130	0	—	300	Collins, Gary	3	112	37.3	0	1	59	0

#### Scoring

	Ru	Pa	Rt	DI	PAT	2Ru2Pa	FG	Saf	TP		No	FC	Yds	Avg	LG	TD
--	----	----	----	----	-----	--------	----	-----	----	--	----	----	-----	-----	----	----

Cockroft, Don	0	0	0	0	45/45	0	0	0	12/23	0	81					
Collins, Gary	0	11	0	0	0/0	0	0	0	0/0	0	66					
Kelly, Leroy	9	1	0	0	0/0	0	0	0	0/0	0	60					
Warfield, Paul	0	10	0	0	0/0	0	0	0	0/0	0	60					
Johnson, Ron	7	0	0	0	0/0	0	0	0	0/0	0	42					
Glass, Chip	0	2	0	0	0/0	0	0	0	0/0	0	12					
Johnson, W.	0	0	1	0	0/0	0	0	0	0/0	0	6					
Barnes, Erich	0	0	1	0	0/0	0	0	0	0/0	0	6					
Summer, Walt	0	0	1	0	0/0	0	0	0	0/0	0	6					
Morrison, R.	1	0	0	0	0/0	0	0	0	0/0	0	6					
Kellermann, E.	0	0	1	0	0/0	0	0	0	0/0	0	6					
Browns	17	24	4	0	45/45	0	0	0	12/23	0	351					
Opponents	18	19	1	0	36/37	0	0	0	12/22	0	300					

#### Rushing

	No	Yds	Avg	LG	TD		No	Yds	Avg	LG	TD
Kelly, Leroy	196	817	4.2	31	9						
Johnson, Ron	138	472	3.4	48t	7						
Morrison, Reece	59	300	5.1	54	1						
Scott, Bo	44	157	3.6	20	0						
Nelsen, Bill	5	-11	-2.2	3	0						
Morin, Milt	2	30	15.0	22	0						
Warfield, Paul	2	23	11.5	16	0						
Rhyme, Jerry	1	0	0.0	0	0						
Browns	447	1,788	4.0	54	17						
Opponents	417	1,956	4.7	57	18						

#### Receiving

	No	Yds	Avg	LG	TD		1-19	20-29	30-39	40-49	50+	Tot.
Collins, Gary	54	786	14.6	48t	11							
Warfield, Paul	42	886	21.1	82t	10							
Cockroft, Don	0/0	7/8	3/8	2/6	0/1	12/23						
Browns	0/0	7/8	3/8	2/6	0/1	12/23						
Opponents	2/3	4/5	5/6	1/6	0/2	12/22						

#### Field Goals

	1-19	20-29	30-39	40-49	50+	Tot.
Cockroft, Don	0/0	7/8	3/8	2/6	0/1	12/23
Browns	0/0	7/8	3/8	2/6	0/1	12/23
Opponents	2/3	4/5	5/6	1/6	0/2	12/22

Date	Result	Opponent	Act.
09/21	W 27-20	at Philadelphia Eagles	60,658
09/28	W 27-23	Washington Redskins	82,581
10/05	L 21-28	Detroit Lions	82,933
10/12	W 27-17	at New Orleans Saints	71,274
10/18	W 42-31	Pittsburgh Steelers	84,078
10/26	T 21-21	St. Louis Cardinals	81,186
11/02	W 42-10	Dallas Cowboys	84,850
11/09	L 3-51	at Minnesota Vikings	47,700
11/16	W 24-3	at Pittsburgh Steelers	47,670
11/23	W 28-17	New York Giants	80,595
11/30	W 28-24	at Chicago Bears	45,050
12/07	W 20-7	Green Bay Packers	82,137
12/14	W 27-21	at St. Louis Cardinals	44,924
12/21	L 14-27	at New York Giants	62,966
		<b>Playoff</b>	
12/28	W 38-14	at Dallas Cowboys	69,321
		<b>Championship</b>	
01/04	L 7-27	at Minnesota Vikings	47,900
Team Statistics		Browns	Opponent
Total First Downs		250	257
Rushing		97	120
Passing		138	121
Penalty		15	16

Passing	Att	Cmp	Yds	Pct	Av/At	TD	TD%	Int	Int%	LG	Tkld	Rating
Nelsen, Bill	352	190	2,743	54.0	7.79	23	6.5	19	5.4	82t	17/164	78.8
Kelly, Leroy	5	1	36	20.0	7.20	1	20.0	0	0.0	36t	0/0	96.7
Rhyme, Jerry	19	7	35	36.8	1.84	0	0.0	2	10.5	22	3/26	5.7
Morrison, Reece	1	1	16	100.0	16.00	0	0.0	0	0.0	16	0/0	118.8
Johnson, Ron	1	0	0	0.0	0.00	0	0.0	0	0.0	0	0/0	39.6
Browns	378	199	2,830	52.6	7.49	24	6.3	21	5.6	82t	20/190	75.2
Opponents	387	202	2,787	52.2	7.20	19	4.9	19	4.9	84t	37/323	71.5



# YEAR BY YEAR

## 1970 REGULAR SEASON RESULTS (7-7)

Coach: Blanton Collier  
 Top Draft Choice: QB Mike Phipps

### 1970 USUAL STARTING LINEUPS

Offense	
WR	43 F. Hooker, 85 H. Jones
LT	77 Dick Schafraath
LG	65 John DeMarie
C	54 Fred Hoaglin
RG	66 Gene Hickerson
RT	62 Joe Taffoni
TE	89 M. Morin, 83 C. Glass
WR	86 G. Collins, 85 H. Jones
QB	16 B. Nelsen, 15 M. Phipps
RB	44 L. Kelly, 26 R. Morrison
RB	35 Bo Scott, 26 R. Morrison
Defense	
LDE	88 R. Snidow, 80 J. Jones
LDT	71 Walter Johnson
RDT	72 Jerry Sherk
RDE	81 Jack Gregory
LLB	82 J. Houston, 50 J. Garlington
MLB	82 J. Houston, 56 B. Matheson
RLB	52 B. Andrews, 51 D. Lindsey
LCB	40 Erich Barnes
RCB	29 W. Sumner, 28 B. Davis
LS	24 Ernie Kellermann
RS	34 Mike Howell
Radio Announcers: Gib Shanley, Jim Graner (WHK 1420 AM)	

Total Rushes	462	451
Net Yards Passing	2,582	2,238
Avg. Per Game	184.4	159.9
Sacked/Yards Lost	16/170	35/290
Gross Yards	2,752	2,528
Attempts/Completions	352/190	351/186
Completion Pct.	48.5%	52.1%
Had Intercepted	24	19
Punts/Avg.	71/42.6	66/42.4
Net Punting Avg.	71/41.4	66/38.9
Penalties/Yards Lost	65/634	88/871
Fumbles/Ball Lost	24/14	28/12
Touchdowns	35	32
Rushing	14	10
Passing	17	16
Returns	4	6

Collins, Gary	26	351	13.5	28	4
Kelly, Leroy	24	311	13.0	55	2
Glass, Chip	19	403	21.2	78t	2
Jones, Homer	10	141	14.1	43t	1
Morrison, Reece	5	95	19.0	53t	1
Minniear, Randy	1	-1	-1.0	-1	0
Browns	190	2,752	14.5	78t	17
Opponents	186	2,528	13.6	81t	16

Score By Periods	1st	2nd	3rd	4th	OT	Tot
Browns	54	92	85	55	0	— 286
Opponents	54	100	37	74	0	— 265

Scoring	Ru	Pa	Flt	Flt	PAT	2Ru	2Pa	FG	Saf	TP	
Cockroft, Don	0	0	0	0	34/35	0	0	0	12/22	0	70
Scott, Bo	7	4	0	0	0/0	0	0	0	0/0	0	66
Kelly, Leroy	6	2	0	0	0/0	0	0	0	0/0	0	48
Collins, Gary	0	4	0	0	0/0	0	0	0	0/0	0	24
Jones, Homer	0	1	1	0	0/0	0	0	0	0/0	0	12
Glass, Chip	0	2	0	0	0/0	0	0	0	0/0	0	12
Hooker, Fair	0	2	0	0	0/0	0	0	0	0/0	0	12
Andrews, Billy	0	1	0	0	0/0	0	0	0	0/0	0	6
Morrison, R.	0	1	0	0	0/0	0	0	0	0/0	0	6
Barnes, Erich	0	1	0	0	0/0	0	0	0	0/0	0	6
Minniear, R.	1	0	0	0	0/0	0	0	0	0/0	0	6
Lindsey, Dale	0	1	0	0	0/0	0	0	0	0/0	0	6
Morin, Milt	0	1	0	0	0/0	0	0	0	0/0	0	6
Johnson, W.	0	0	0	0	0/0	0	0	0	0/0	1	2
Snidow, Ron	0	0	0	0	0/0	0	0	0	0/0	1	2
Reynolds, C.	0	0	0	0	0/0	0	0	0	0/0	1	2
Browns	14	17	4	0	34/35	0	0	0	12/22	3	286
Opponents	10	16	6	0	31/32	0	0	0	14/26	0	265

Punting	No	Yds	Avg	In20	TB	LG	Bk
Cockroft, Don	71	3,023	42.6	0	7	71	1
Browns	71	3,023	42.6	0	7	71	1
Opponents	66	2,801	42.4	0	3	65	0

Interceptions	No	Yds	Avg	LG	TD
Barnes, Erich	5	85	17.0	38t	1
Sumner, Walt	4	85	21.3	34	0
Lindsey, Dale	2	65	32.5	56t	1
Houston, Jim	1	25	25.0	25	0
Andrews, Billy	1	25	25.0	25t	1
Kellermann, Ernie	1	18	18.0	18	0
Matheson, Bob	1	11	11.0	11	0
Garlington, John	1	6	6.0	6	0
Johnson, Walter	1	4	4.0	4	0
Howell, Mike	1	0	0.0	0	0
Davis, Ben	1	0	0.0	0	0
Browns	19	324	17.1	56t	3
Opponents	24	399	16.6	62t	4

Punt Returns	No	FC	Yds	Avg	LG	TD
Morrison, Reece	15	2	133	8.9	34	0
Sumner, Walt	8	11	70	8.8	38	0
Schoen, Tom	8	1	18	2.3	7	0
Kelly, Leroy	2	0	15	7.5	12	0
Jenkins, Al	1	0	0	0.0	0	0
Jones, Dave	0	2	0	0.0	0	0
Browns	34	16	236	6.9	38	0
Opponents	23	28	83	3.6	33	0

Rushing	No	Yds	Avg	LG	TD
Kelly, Leroy	206	656	3.2	33t	6
Scott, Bo	151	625	4.1	63t	7
Morrison, Reece	73	175	2.4	18	0
Minniear, Randy	12	39	3.3	9	1
Phipps, Mike	11	94	8.5	26	0
Nelsen, Bill	7	-4	-0.6	2	0
Morin, Milt	1	2	2.0	2	0
Brown, Ken	1	-8	-8.0	-8	0
Browns	462	1,579	3.4	63t	14
Opponents	451	2,006	4.4	73	11

Kickoff Returns	No	Yds	Avg	LG	TD
Jones, Homer	29	739	25.5	94t	1
Morrison, Reece	7	153	21.9	36	0
Brown, Ken	2	44	22.0	32	0
Matheson, Bob	2	21	10.5	14	0
Schoen, Tom	1	27	27.0	27	0
Rightetti, Joe	1	17	17.0	17	0
Morin, Milt	1	0	0.0	0	0
Glass, Chip	1	0	0.0	0	0
Browns	44	1,001	22.8	94t	1
Opponents	39	956	24.5	91	0

Receiving	No	Yds	Avg	LG	TD
Scott, Bo	40	351	8.8	24	4
Morin, Milt	37	611	16.5	36	1
Hooker, Fair	28	490	17.5	69	2

Field Goals	1-19	20-29	30-39	40-49	50+	Tot
Cockroft, Don	3/4	2/3	4/7	3/7	0/1	12/22
Browns	3/4	2/3	4/7	3/7	0/1	12/22
Opponents	2/2	1/4	5/7	3/7	3/6	14/26

Date	Result	Opponent	Aft.
09/21	W 31-21	New York Jets	85,703
09/27	L 31-34	at San Francisco 49ers	37,502
10/03	W 15-7	Pittsburgh Steelers	84,349
10/11	W 30-27	Cincinnati Bengals	83,520
10/18	L 24-41	Detroit Lions	83,577
10/25	W 28-0	at Miami Dolphins	75,313
11/01	L 10-27	San Diego Chargers	80,047
11/08	L 20-23	at Oakland Raiders	54,463
11/15	L 10-14	at Cincinnati Bengals	60,007
11/22	W 28-14	Houston Oilers	74,723
11/29	L 9-28	at Pittsburgh Steelers	50,214
12/07	W 21-10	at Houston Oilers	50,582
12/12	L 2-6	Dallas Cowboys	75,458
12/20	W 27-13	at Denver Broncos	51,001

Team Statistics	Browns	Opponent
Total First Downs	239	236
Rushing	84	104
Passing	134	120
Penalty	21	12
Total Net Yards	4,161	4,244
Avg. Per Game	297.2	303.1
Total Plays	870	844
Avg. Per Play	4.8	5.0
Net Yards Rushing	1,579	2,006
Avg. Per Game	112.8	143.3

Passing	Att	Cmp	Yds	Pct	Av/At	TD	TD%	Int	Int%	LG	Tkld	Rating
Nelsen, Bill	313	159	2,156	50.8	6.89	16	5.1	16	5.1	78t	8/79	68.9
Phipps, Mike	60	29	529	48.3	8.82	1	1.7	5	8.3	53t	7/86	49.9
Gault, Don	19	2	67	10.5	3.53	0	0.0	3	15.8	44	1/5	2.2
Browns	392	190	2,752	48.5	7.02	17	4.3	24	6.1	78t	16/170	60.7
Opponents	357	186	2,528	52.1	7.08	16	4.5	19	5.3	81t	35/290	67.8

# YEAR BY YEAR

## 1971 REGULAR SEASON RESULTS (9-5)

Coach: Nick Skorich

Top Draft Choice: CB Clarence Scott

### 1971 USUAL STARTING LINEUPS

#### Offense

WR	43	Fair Hooker
LT	77	D. Schafraht, 73 D. Dieken
LG	65	John DeMarie
C	54	F. Hoaglin, 64 J. Copeland
RG	66	Gene Hickerson
RT	78	Bob McKay
TE	89	Milt Morin
WR	86	G. Collins, 25 F. Pitts
QB	16	B. Nelsen, 15 M. Phipps
RB	44	Leroy Kelly
RB	35	Bo Scott

#### Defense

LDE	80	J. Jones, 88 R. Snidow
LDT	71	Walter Johnson
RDT	72	Jerry Sherk
RDE	81	Jack Gregory
LLB	82	J. Houston, 50 J. Garlington
MLB	51	D. Lindsey, 82 J. Houston
RLB	52	B. Andrews, 51 D. Lindsey
LCB	22	C. Scott, 20 F. Summers
RCB	28	B. Davis, 29 W. Sumner
LS	29	W. Sumner, 24 E. Kellermann
RS	34	M. Howell, 40 E. Barnes

#### Radio Announcers:

Gib Shanley, Jim Graner (WHK 1420 AM)

Avg. Per Game	275.5	299.6	Scott, Bo	30	233	7.8	35	1
Total Plays	859	848	Pitts, Frank	27	487	18.0	53t	4
Avg. Per Play	4.5	4.9	Kelly, Leroy	25	252	10.1	29	2
Net Yards Rushing	1,558	2,227	Collins, Gary	15	231	15.4	29	3
Avg. Per Game	111.3	159.1	Jones, Dave	4	66	16.5	21	0
Total Rushes	461	484	Cornell, Bo	1	18	18.0	18	0
Net Yards Passing	2,299	1,967	Glass, Chip	1	4	4.0	4t	1
Avg. Per Game	164.2	140.5	Browns	188	2,521	13.4	53t	14
Sacked/Yards Lost	22/222	25/203	Opponents	156	2,170	13.9	53	12
Gross Yards	2,521	2,170						
Attempts/Completions	376/188	339/156	<b>Interceptions</b>	<b>No.</b>	<b>Yds</b>	<b>Avg</b>	<b>LG</b>	<b>TD</b>
Completion Pct.	50.0%	46.0%	Summer, Walt	5	35	7.0	25	0
Had Intercepted	27	24	Scott, Clarence	4	47	11.8	21	0
Punts/Avg.	67/39.9	66/42.4	Andrews, Billy	3	34	11.3	19	0
Net Punting Avg.	67/36.5	66/37.0	Kellermann, Ernie	3	0	0.0	0	0
Penalties/Yards Lost	68/612	86/772	Howell, Mike	2	93	46.5	68	0
Fumbles/Ball Lost	29/18	31/16	Lindsey, Dale	2	50	25.0	29	0
Touchdowns	34	30	Davis, Ben	2	18	9.0	15	0
Rushing	19	14	Sherk, Jerry	2	3	1.5	3	0
Passing	14	12	Garlington, John	1	0	0.0	0	0
Returns	1	4	Snidow, Ron	0	3	0.0	0	0
			Browns	24	283	11.8	68	0
			Opponents	27	453	16.8	66	2

Score By Periods	1st	2nd	3rd	4th	OT	Tot.
Browns	47	71	64	103	0	— 285
Opponents	51	120	23	79	0	— 273

Scoring	Ru	Pa	Rt	DT	PAT	2Ru/2Pa	FG	Sal	TP	
Cockroft, Don	0	0	0	0	34/34	0	0	15/28	0	79
Kelly, Leroy	10	2	0	0	0/0	0	0	0/0	0	72
Scott, Bo	9	1	0	0	0/0	0	0	0/0	0	60
Pitts, Frank	0	4	0	0	0/0	0	0	0/0	0	24
Collins, Gary	0	3	0	0	0/0	0	0	0/0	0	18
Morin, Milt	0	2	0	0	0/0	0	0	0/0	0	12
Glass, Chip	0	1	0	0	0/0	0	0	0/0	0	6
Johnson, W.	0	0	1	0	0/0	0	0	0/0	0	6
Hooker, Fair	0	1	0	0	0/0	0	0	0/0	0	6
Dieken, Doug	0	0	0	0	0/0	0	0	0/0	1	2
Browns	19	14	1	0	34/34	0	0	15/28	1	285
Opponents	14	12	4	0	30/30	0	0	21/31	0	273

Rushing	No	Yds	Avg	LG	TD
Kelly, Leroy	234	865	3.7	35	10
Scott, Bo	179	606	3.4	35	9
Nelsen, Bill	13	-18	-1.4	4	0
Brown, Ken	11	47	4.3	17	0
Cornell, Bo	11	12	1.1	6	0
Phipps, Mike	6	35	5.8	15	0
Morrison, Reece	5	-2	-0.4	4	0
Cockroft, Don	1	12	12.0	12	0
Morin, Milt	1	1	1.0	1	0
Browns	461	1,558	3.4	35	19
Opponents	484	2,227	4.6	86t	14

Receiving	No	Yds	Avg	LG	TD
Hooker, Fair	45	649	14.4	48	1
Morin, Milt	40	581	14.5	31	2

Punting	No	Yds	Avg	In20	TB	LG	Bk
Cockroft, Don	62	2,508	40.5	0	2	59	2
Collins, Gary	5	162	32.4	0	0	42	0
Browns	67	2,670	39.9	0	2	59	2
Opponents	66	2,800	42.4	0	7	59	1

Punt Returns	No	FC	Yds	Avg	LG	TD
Kelly, Leroy	30	4	292	9.7	74	0
Jones, Dave	9	2	63	7.0	20	0
Kellermann, Ernie	1	0	4	4.0	4	0
Browns	40	6	359	9.0	74	0
Opponents	26	19	227	8.7	45	0

Kickoff Returns	No	Yds	Avg	LG	TD
Brown, Ken	15	330	22.0	35	0
Morrison, Reece	9	267	29.7	52	0
Pitts, Frank	9	238	26.4	35	0
Brown, Stan	7	157	22.4	32	0
Houston, Jim	1	21	21.0	21	0
Cornell, Bo	1	19	19.0	19	0
Dieken, Doug	1	16	16.0	16	0
Kelly, Leroy	1	11	11.0	11	0
Kellermann, Ernie	1	5	5.0	5	0
Glass, Chip	1	1	1.0	1	0
Browns	46	1,065	23.2	52	0
Opponents	55	1,252	22.8	58	0

Field Goals	1-19	20-29	30-39	40-49	50+	Tot.
Cockroft, Don	2/3	6/6	6/9	1/9	0/1	15/28
Browns	2/3	6/6	6/9	1/9	0/1	15/28
Opponents	6/7	9/11	4/8	2/4	0/1	21/31

Date	Result	Opponent	Att.
09/19	W 31-0	Houston Oilers	73,387
09/26	W 14-13	at Baltimore Colts	56,837
10/04	L 20-34	Oakland Raiders	84,285
10/10	W 27-17	Pittsburgh Steelers	83,391
10/17	W 27-24	at Cincinnati Bengals	60,284
10/24	L 0-27	Denver Broncos	75,674
10/31	L 14-31	Atlanta Falcons	76,825
11/07	L 9-26	at Pittsburgh Steelers	50,202
11/14	L 7-13	at Kansas City Chiefs	50,388
11/21	W 27-7	New England Patriots	65,238
11/28	W 37-24	at Houston Oilers	37,921
12/05	W 31-27	Cincinnati Bengals	82,705
12/12	W 21-17	at New Orleans Saints	72,794
12/19	W 20-13	at Washington Redskins	53,041
		<b>Playoff</b>	
12/26	L 3-20	Baltimore Colts	74,082

Team Statistics	Browns	Opponent
Total First Downs	231	232
Rushing	89	115
Passing	127	100
Penalty	15	17
Total Net Yards	3,857	4,194

Passing	Att	Cmp	Yds	Pct	Av/At	TD	TD%	Int	Int%	LG	Tkld	Rating
Nelsen, Bill	325	174	2,319	53.5	7.14	13	4.0	23	7.1	53t	22/222	60.3
Phipps, Mike	47	13	179	27.7	3.81	1	2.1	4	8.5	39	0/0	14.6
Kelly, Leroy	4	1	23	25.0	5.75	0	0.0	0	0.0	23	0/0	51.0
Browns	376	188	2,521	50.0	6.70	14	3.7	27	7.2	53t	22/222	54.2
Opponents	339	156	2,170	46.0	6.40	12	3.5	24	7.1	53	25/203	49.4

# YEAR BY YEAR

## 1972 REGULAR SEASON RESULTS (10-4)

**Coach:** Nick Skorich  
**Top Draft Choice:** DB Thom Darden

### 1972 USUAL STARTING LINEUPS

**Offense**

WR	43	Fair Hooker
LT	73	Doug Dieken
LG	66	Gene Hickerson
C	61	B. DeMarco, 54 F. Hoaglin
RG	65	J. DeMarie, 68 B. Pena
RT	78	B. McKay, 65 J. DeMarie
TE	89	Mitt Mornn
WR	25	F. Pitts, 85 P. Staroba
QB	15	M. Phipps, 16 B. Nelsen
RB	44	Leroy Kelly
RB	35	Bo Scott

**Defense**

LDE	87	R. Jackson, 81 N. Roman
LDT	71	Walter Johnson
RDT	72	Jerry Sherk
RDE	84	B. Briggs, 81 N. Roman
LB	59	Charlie Hall
MLB	51	D. Lindsey, 82 J. Houston
RLB	52	B. Andrews, 50 J. Garlington
LCB	22	Clarence Scott
RCB	28	Ben Davis
SS	27	T. Darden, 34 M. Howell
FS	29	W. Sumner, 27 T. Darden

**Radio Announcers:**

Gib Shanley, Jim Graner (WHK 1420 AM)

Avg. Per Game	264.9	290.6	Hooker, Fair	32	441	13.8	43	2
Total Plays	817	868	Morin, Milt	30	540	18.0	36	1
Avg. Per Play	4.5	4.7	Kelly, Leroy	23	204	8.9	28	1
Net Yards Rushing	1,793	2,333	Scott, Bo	23	172	7.5	30	0
Avg. Per Game	128.1	166.6	Brown, Ken	5	64	12.8	19	0
Total Rushes	453	520	Glass, Chip	5	61	12.2	24	0
Net Yards Passing	1,916	1,736	Cornell, Bo	2	7	3.5	5	0
Avg. Per Game	136.9	124.0	Staroba, Paul	1	19	19.0	19t	1
Sacked/Yards Lost	27/219	38/258	Richardson, Gloster	1	7	7.0	7	0
Gross Yards	2,135	1,994	Browns	158	2,135	13.5	80t	13
Attempts/Completions	337/158	310/160	Opponents	160	1,994	12.5	80t	14
Completion Pct.	46.9%	51.6%						
Had Intercepted	19	13	<b>Interceptions</b>	<b>No</b>	<b>Yds</b>	<b>Avg</b>	<b>LG</b>	<b>TD</b>
Punts/Avg.	81/43.2	74/40.9	Darden, Thom	3	64	21.3	20	0
Net Punting Avg.	81/38.8	74/38.0	Davis, Ben	3	10	3.3	10	0
Penalties/Yards Lost	57/536	63/557	Roman, Nick	1	36	36.0	36t	1
Fumbles/Ball Lost	21/9	39/16	Briggs, Bob	1	16	16.0	16	0
Touchdowns	29	27	Hall, Charlie	1	12	12.0	12	0
Rushing	13	13	Garlington, John	1	10	10.0	10	0
Passing	13	14	Andrews, Billy	1	4	4.0	4	0
Returns	3	0	Johnson, Walter	1	1	1.0	1	0
			Howell, Mike	1	1	1.0	1	0

<b>Score By Periods</b>	<b>1st</b>	<b>2nd</b>	<b>3rd</b>	<b>4th</b>	<b>OT</b>	<b>Tot.</b>		
Browns	39	95	46	88	0	— 268		
Opponents	61	57	72	59	0	— 249		

<b>Scoring</b>	<b>Ru</b>	<b>Pa</b>	<b>Rt</b>	<b>Of</b>	<b>PAT</b>	<b>2Ru</b>	<b>2Pa</b>	<b>FG</b>	<b>Saf</b>	<b>TP</b>		
Cockrott, Don	0	0	0	0	28/29	0	0	22/27	0	94		
Pitts, Frank	0	8	0	0	0/0	0	0	0/0	0	48		
Kelly, Leroy	4	1	0	0	0/0	0	0	0/0	0	30		
Phipps, Mike	5	0	0	0	0/0	0	0	0/0	0	30		
Hooker, Fair	0	2	0	0	0/0	0	0	0/0	0	12		
Scott, Bo	2	0	0	0	0/0	0	0	0/0	0	12		
Brown, Ken	2	0	0	0	0/0	0	0	0/0	0	12		
Morin, Milt	0	1	0	0	0/0	0	0	0/0	0	6		
Staroba, Paul	0	1	0	0	0/0	0	0	0/0	0	6		
Briggs, Bob	0	0	1	0	0/0	0	0	0/0	0	6		
Roman, Nick	0	0	1	0	0/0	0	0	0/0	0	6		
Scott, ClarenceO	0	1	0	0	0/0	0	0	0/0	0	6		
Browns	13	13	3	0	28/29	0	0	22/27	0	268		
Opponents	13	14	0	0	27/27	0	0	20/29	0	249		

<b>Punting</b>	<b>No</b>	<b>Yds</b>	<b>Avg</b>	<b>In20</b>	<b>TB</b>	<b>LG</b>	<b>Blk</b>		
Cockrott, Don	81	3,498	43.2	0	4	65	0		
Browns	81	3,498	43.2	0	4	65	0		
Opponents	74	3,023	40.9	0	7	60	0		

<b>Punt Returns</b>	<b>No</b>	<b>FC</b>	<b>Yds</b>	<b>Avg</b>	<b>LG</b>	<b>TD</b>		
Majors, Bobby	16	6	96	6.0	41	0		
Darden, Thom	15	7	71	4.7	37	0		
Kelly, Leroy	5	3	40	8.0	14	0		
Sumner, Walt	1	2	14	14.0	14	0		
Browns	37	18	221	6.0	41	0		
Opponents	46	21	357	7.8	60	0		

<b>Kickoff Returns</b>	<b>No</b>	<b>Yds</b>	<b>Avg</b>	<b>LG</b>	<b>TD</b>		
Brown, Ken	20	473	23.6	47	0		
Majors, Bobby	10	222	22.2	40	0		
Lefear, Billy	6	138	23.0	29	0		
Morrison, Reece	3	67	22.3	32	0		
Johnson, Walter	2	33	16.5	24	0		
Browns	41	933	22.8	47	0		
Opponents	50	1,198	24.0	66	0		

<b>Field Goals</b>	<b>1-19</b>	<b>20-29</b>	<b>30-39</b>	<b>40-49</b>	<b>50+</b>	<b>Tot.</b>		
Cockrott, Don	5/5	7/8	7/8	2/5	1/1	22/27		
Browns	5/5	7/8	7/8	2/5	1/1	22/27		
Opponents	6/7	2/5	7/9	5/7	0/1	20/29		

<b>Date</b>	<b>Result</b>	<b>Opponent</b>	<b>Att.</b>
09/17	L 10-26	Green Bay Packers	75,771
09/24	W 27-17	at Philadelphia Eagles	65,720
10/01	W 27-6	Cincinnati Bengals	81,564
10/08	L 7-31	Kansas City Chiefs	83,819
10/15	L 0-17	Chicago Bears	72,339
10/22	W 23-17	at Houston Oilers	38,113
10/29	W 27-20	at Denver Broncos	51,656
11/05	W 20-0	Houston Oilers	61,985
11/13	W 21-17	at San Diego Chargers	54,205
11/19	W 26-24	Pittsburgh Steelers	83,009
11/26	W 27-10	Buffalo Bills	70,104
12/03	L 0-30	at Pittsburgh Steelers	50,350
12/09	W 27-24	at Cincinnati Bengals	59,524
12/17	W 26-10	at New York Jets	62,614

<b>Playoff</b>			
12/24	L 14-20	at Miami Dolphins	78,196

<b>Team Statistics</b>	<b>Browns</b>	<b>Opponent</b>
Total First Downs	215	240
Rushing	102	130
Passing	101	89
Penalty	12	21
Total Net Yards	3,709	4,069

<b>Rushing</b>	<b>No</b>	<b>Yds</b>	<b>Avg</b>	<b>LG</b>	<b>TD</b>		
Kelly, Leroy	224	811	3.6	18	4		
Scott, Bo	123	571	4.6	27t	2		
Phipps, Mike	60	256	4.3	18	5		
Brown, Ken	32	114	3.6	14	2		
Cornell, Bo	7	8	1.1	7	0		
Pitts, Frank	3	29	9.7	13	0		
Lefear, Billy	3	6	2.0	4	0		
Nelsen, Bill	1	-2	-2.0	-2	0		
Browns	453	1,793	4.0	27t	13		
Opponents	520	2,333	4.5	75t	13		

<b>Receiving</b>	<b>No</b>	<b>Yds</b>	<b>Avg</b>	<b>LG</b>	<b>TD</b>		
Pitts, Frank	36	620	17.2	80t	8		

<b>Passing</b>	<b>Att</b>	<b>Cmp</b>	<b>Yds</b>	<b>Pct</b>	<b>Av/At</b>	<b>TD</b>	<b>TD%</b>	<b>Int</b>	<b>Int%</b>	<b>LG</b>	<b>Tkld</b>	<b>Rating</b>
Phipps, Mike	305	144	1,994	47.2	6.54	13	4.3	16	5.2	80t	23/183	61.0
Nelsen, Bill	31	14	141	45.2	4.55	0	0.0	3	9.7	26	3/29	19.1
Kelly, Leroy	1	0	0	0.0	0.00	0	0.0	0	0.0	0	1/7	39.6
Browns	337	158	2,135	46.9	6.34	13	3.9	19	5.6	80t	27/219	56.9
Opponents	310	160	1,994	51.6	6.43	14	4.5	13	4.2	80t	38/258	69.5

# YEAR BY YEAR

## 1973 REGULAR SEASON RESULTS (7-5-2)

Coach: Nick Skorich  
Top Draft Choice: WR Steve Holden

### 1973 USUAL STARTING LINEUPS

Offense	
WR 43	F. Hooker, 42 G. Richardson
LT 73	Doug Dieken
LG 66	Gene Hickerson
C 61	B. DeMarco, 64 J. Copeland
RG 65	John DeMarie
RT 78	Bob McKay
TE 89	M. Morin, 83 C. Glass
WR 25	F. Pitts, 42 G. Richardson
QB 15	Mike Phipps
RB 44	L. Kelly, 26 B. Lefear
RB 30	Ken Brown
Defense	
LDE 80	Joe Jones
LDT 71	Walter Johnson
RDT 72	Jerry Sherk
RDE 81	Nick Roman
LLB 59	Charlie Hall
MLB 60	B. Babich, 52 B. Andrews
RLB 50	John Garlington
LCB 22	Clarence Scott
RCB 28	B. Davis, 23 C. Brooks
SS 29	W. Sumner, 21 V. Green
FS 27	T. Darden, 21 V. Green
Radio Announcers: Gib Shanley, Jim Graner (WHK 1420 AM)	

Avg. Per Game	238.6	273.4	Morin, Milt	26	417	16.0	51t	1
Total Plays	859	854	Brown, Ken	22	187	8.5	46	0
Avg. Per Play	3.9	4.5	Hooker, Fair	18	196	10.9	26	2
Net Yards Rushing	1,968	2,091	Kelly, Leroy	15	180	12.0	36	0
Avg. Per Game	140.6	149.4	Richardson, Gloster	12	175	14.6	32	1
Total Rushes	506	513	Pruitt, Greg	9	110	12.2	42	1
Net Yards Passing	1,373	1,736	Scott, Bo	6	23	3.8	9	1
Avg. Per Game	98.1	124.0	Lefear, Billy	5	38	7.6	13	0
Sacked/Yards Lost	45/368	29/248	Holden, Steve	3	27	9.0	17	0
Gross Yards	1,741	1,984	McKinnis, Hugh	3	11	3.7	12	0
Attempts/Completions	308/152	312/144	Glass, Chip	2	60	30.0	47	0
Completion Pct.	49.4%	46.2%	Browns	152	1,741	11.5	51t	10
Had Intercepted	20	12	Opponents	144	1,984	13.8	70t	16
Punts/Avg.	82/40.5	78/40.4	<b>Interceptions</b>					
Net Punting Avg.	82/37.1	78/36.4	Scott, Clarence	5	71	14.2	45t	1
Penalties/Yards Lost	70/620	79/738	Davis, Ben	2	33	16.5	20	0
Fumbles/Ball Lost	34/17	21/9	Sumner, Walt	2	4	2.0	4	0
Touchdowns	24	24	Babich, Bob	1	48	48.0	48	0
Rushing	12	7	Darden, Thom	1	36	36.0	36	0
Passing	10	16	Garlington, John	1	10	10.0	10	0
Returns	2	1	Browns	12	202	16.8	48	1
<b>Opponents</b> 20 271 13.6 39 0								

### Score By Periods

	1st	2nd	3rd	4th	OT	Tot.
Browns	58	63	46	67	0	234
Opponents	50	76	69	60	0	255

### Scoring

	Ru	Pa	Rt	DT	PAT	2Pt	2Ps	FG	Saf	TP
Cockroft, Don	0	0	0	0	24/24	0	0	22/31	0	90
Pruitt, Greg	4	1	0	0	0/0	0	0	0/0	0	30
Phipps, Mike	5	0	0	0	0/0	0	0	0/0	0	30
Pitts, Frank	0	4	0	0	0/0	0	0	0/0	0	24
Kelly, Leroy	3	0	0	0	0/0	0	0	0/0	0	18
Hooker, Fair	0	2	0	0	0/0	0	0	0/0	0	12
Morin, Milt	0	1	0	0	0/0	0	0	0/0	0	6
Richardson, G.	0	1	0	0	0/0	0	0	0/0	0	6
Scott, Bo	0	1	0	0	0/0	0	0	0/0	0	6
Scott, C.	0	0	1	0	0/0	0	0	0/0	0	6
Green, Van	0	0	1	0	0/0	0	0	0/0	0	6
Browns	12	10	2	0	24/24	0	0	22/31	0	234
Opponents	7	16	1	0	24/24	0	0	29/46	0	255

### Rushing

	No	Yds	Avg	LG	TD
Brown, Ken	161	537	3.3	17	0
Kelly, Leroy	132	389	2.9	19	3
Pruitt, Greg	61	369	6.0	65t	4
Phipps, Mike	60	395	6.6	27	5
Scott, Bo	34	79	2.3	20	0
McKinnis, Hugh	28	77	2.8	12	0
Lefear, Billy	26	135	5.2	43	0
Richardson, Gloster	3	-10	-3.3	4	0
Cockroft, Don	1	-3	-3.0	-3	0
Browns	506	1,968	3.9	65t	12
Opponents	513	2,091	4.1	70	7

### Receiving

	No	Yds	Avg	LG	TD
Pitts, Frank	31	317	10.2	26t	4

### Punting

	No	Yds	Avg	In20	TB	FG	Blk
Cockroft, Don	82	3,321	40.5	0	3	71	1
Browns	82	3,321	40.5	0	3	71	1
Opponents	78	3,151	40.4	0	5	63	0

### Punt Returns

	No	FC	Yds	Avg	LG	TD
Pruitt, Greg	16	3	180	11.3	46	0
Darden, Thom	9	10	51	5.7	11	0
Lefear, Billy	7	2	51	7.3	19	0
Holden, Steve	2	0	19	9.5	19	0
Kelly, Leroy	1	0	7	7.0	7	0
Hall, Charlie	1	0	0	0.0	0	0
Browns	36	15	308	8.6	46	0
Opponents	44	19	280	6.4	48	0

### Kickoff Returns

	No	Yds	Avg	LG	TD
Pruitt, Greg	16	453	28.3	54	0
Lefear, Billy	15	337	22.5	59	0
Holden, Steve	8	172	21.5	29	0
Long, Mel	6	87	14.5	38	0
Romaniszyn, Jim	2	21	10.5	16	0
Dieken, Doug	2	14	7.0	9	0
Browns	49	1,084	22.1	59	0
Opponents	48	1,165	24.3	58	0

### Field Goals

	1-19	20-29	30-39	40-49	50+	Tot.
Cockroft, Don	4/4	7/8	4/7	7/11	0/1	22/31
Browns	4/4	7/8	4/7	7/11	0/1	22/31
Opponents	11/11	8/9	4/9	6/15	0/2	29/46

Date	Result	Opponent	Att.
09/16	W 24-14	Baltimore Colts	74,303
09/23	L 6-33	at Pittsburgh Steelers	49,396
09/30	W 12-10	New York Giants	76,065
10/07	W 17-10	Cincinnati Bengals	70,805
10/15	L 9-17	Miami Dolphins	72,070
10/21	W 42-13	Houston Oilers	61,146
10/28	T 16-16	San Diego Chargers	68,244
11/04	L 3-26	at Minnesota Vikings	45,590
11/11	W 23-13	at Houston Oilers	37,230
11/18	W 7-3	at Oakland Raiders	47,398
11/25	W 21-16	Pittsburgh Steelers	67,773
12/02	T 20-20	at Kansas City Chiefs	70,296
12/09	L 17-34	at Cincinnati Bengals	58,266
12/16	L 17-30	at Los Angeles Rams	73,948

### Team Statistics

	Browns	Opponent
Total First Downs	200	196
Rushing	107	102
Passing	79	79
Penalty	14	15
3rd Down: Made/Att	61/190	62/205
3rd Down Pct.	32.1%	30.2%
Total Net Yards	3,341	3,827

Passing	Att	Cmp	Yds	Pct	Aw/At	TD	TD%	Int	Int%	LG	Tkld	Ratng
Phipps, Mike	299	148	1,719	49.5	5.75	9	3.0	20	6.7	51t	44/362	49.4
Horn, Don	8	4	22	50.0	2.75	1	12.5	0	0.0	12	1/6	95.8
Pruitt, Greg	1	0	0	0.0	0.00	0	0.0	0	0.0	0	0/0	39.6
Browns	308	152	1,741	49.4	5.65	10	3.2	20	6.5	51t	45/368	50.5
Opponents	312	144	1,984	46.2	6.36	16	5.1	12	3.8	70t	29/248	68.1

# YEAR BY YEAR

## 1974 REGULAR SEASON RESULTS (4-10)

Coach: Nick Skorich  
Top Draft Choice: OT Billy Corbett

### 1974 USUAL STARTING LINEUPS

Offense	
WR	43 F. Hooker, 83 J. Dunbar
LT	73 Doug Dieken
LG	69 P. Adams, 78 B. McKay
C	61 B. DeMarco
RG	65 J. DeMarie, 62 G. Holloway
RT	79 G. Sullivan, 78 B. McKay
TE	89 M. Morin, 84 J. Thaxton
WR	88 S. Holden, 42 G. Richardson
QB	15 M. Phipps, 17 B. Sipe
RB	30 K. Brown, 34 G. Pruitt
RB	34 G. Pruitt, 37 H. McKinnis
Defense	
LDE	81 N. Roman, 74 C. Barisich
LDT	71 Walter Johnson
RDT	72 Jerry Sherk
RDE	66 M. Seifert, 81 N. Roman
LLB	59 Charlie Hall
MLB	60 Bob Babich
RLB	50 John Garlington
LCB	22 Clarence Scott
RCB	21 V. Green, 23 C. Brooks
SS	21 V. Green, 29 W. Sumner
FS	27 T. Darden, 28 E. Brown

Radio Announcers:  
Gib Shanley, Jim Graner (WHK 1420 AM)

Total Plays	876	890	Holden, Steve	30	452	15.1	53	3
Avg. Per Play	4.2	5.0	Brown, Ken	29	194	6.7	19	2
Net Yards Rushing	1,924	2,415	Morin, Milt	27	330	12.2	32	3
Avg. Per Game	137.4	172.5	Pruitt, Greg	21	274	13.0	43	1
Total Rushes	461	555	Richardson, Gloster	9	266	29.6	60t	2
Net Yards Passing	1,727	2,025	Scott, Bo	7	22	3.1	13	0
Avg. Per Game	123.4	144.6	Dunbar, Jubilee	6	74	12.3	25	0
Sacked/Yards Lost	48/402	28/234	Sullivan, Dave	5	92	18.4	37	0
Gross Yards	2,129	2,259	Thaxton, Jim	4	71	17.8	34	0
Attempts/Completions	367/179	308/139	Hooker, Fair	4	48	12.0	17	1
Completion Pct.	48.8%	45.1%	Lefear, Billy	4	21	5.3	8	0
Had Intercepted	24	24	Green, Van	1	27	27.0	27	0
Punts/Avg.	90/40.5	76/38.0	Browns	179	2,129	11.9	60t	12
Net Punting Avg.	90/32.6	76/31.1	Opponents	139	2,259	16.3	75t	22
Penalties/Yards Lost	78/767	81/731						
Fumbles/Ball Lost	34/15	31/16						
Touchdowns	30	43						
Rushing	14	17						
Passing	12	22						
Returns	4	4						

Score By Periods	1st	2nd	3rd	4th	OT	Tot.
Browns	61	60	57	73	0	— 251
Opponents	62	103	116	63	0	— 344

Scoring	Ru	Pa	Rt	Df	PAT	2Ru	2Fg	FG	Saf	TP
Cockcroft, Don	0	0	0	0	29/30	0	0	14/16	0	71
Brown, Ken	3	2	0	0	0	0	0	0	0	36
Pruitt, Greg	3	1	1	0	0	0	0	0	0	30
Sipe, Brian	4	0	0	0	0	0	0	0	0	24
Morin, Milt	0	3	0	0	0	0	0	0	0	18
Holden, Steve	0	3	0	0	0	0	0	0	0	18
Richardson, G.O.	2	0	0	0	0	0	0	0	0	12
McKinnis, H.	2	0	0	0	0	0	0	0	0	12
Hall, Charlie	0	0	1	0	0	0	0	0	0	6
Hooker, Fair	0	1	0	0	0	0	0	0	0	6
Darden, Thom	0	1	0	0	0	0	0	0	0	6
Green, Van	0	0	1	0	0	0	0	0	0	6
Phipps, Mike	1	0	0	0	0	0	0	0	0	6
Browns	13	12	4	0	29/30	0	0	14/16	0	251
Opponents	15	22	4	0	38/43	0	0	14/23	3	344

Punting	No	Yds	Avg	In20	TB	LG	Bk
Cockcroft, Don	90	3,643	40.5	0	11	64	0
Browns	90	3,643	40.5	0	11	64	0
Opponents	76	2,885	38.0	0	3	56	0

Punt Returns	No	FC	Yds	Avg	LG	TD
Pruitt, Greg	27	0	349	12.9	72	0
Darden, Thom	21	0	173	8.2	45	0
Lefear, Billy	2	0	1	0.5	1	0
Brown, Eddie	2	1	0	0.0	0	0
Browns	52	1	523	10.1	72	0
Opponents	68	5	705	10.4	62t	1

Kickoff Returns	No	Yds	Avg	LG	TD
Lefear, Billy	26	574	22.1	41	0
Pruitt, Greg	22	606	27.5	88t	1
Brown, Eddie	6	138	23.0	36	0
Romaniszyn, Jim	5	48	9.6	17	0
Brown, Ken	1	9	9.0	9	0
Browns	60	1,375	22.9	88t	1
Opponents	55	1,345	24.5	94t	1

Field Goals	1-19	20-29	30-39	40-49	50+	Tot.
Cockcroft, Don	1/1	7/7	3/3	3/4	0/1	14/16
Browns	1/1	7/7	3/3	3/4	0/1	14/16
Opponents	1/1	3/3	6/7	4/8	0/4	14/23

Receiving	No	Yds	Avg	LG	TD
McKinnis, Hugh	32	258	8.1	55	0

Date	Result	Opponent	Att.
09/15	L 7-33	at Cincinnati Bengals	53,113
09/22	W 20-7	Houston Oilers	58,988
09/29	L 7-29	at St. Louis Cardinals	43,472
10/06	L 24-40	Oakland Raiders	65,247
10/13	L 24-34	Cincinnati Bengals	70,897
10/20	L 16-20	at Pittsburgh Steelers	48,100
10/27	W 23-21	Denver Broncos	60,478
11/03	L 35-36	at San Diego Chargers	36,631
11/10	W 21-14	at New England Patriots	61,279
11/17	L 16-26	Pittsburgh Steelers	77,739
11/24	L 10-15	Buffalo Bills	66,504
12/01	W 7-0	San Francisco 49ers	24,559
12/07	L 17-41	at Dallas Cowboys	48,754
12/15	L 24-28	at Houston Oilers	37,910

Team Statistics	Browns	Opponent
Total First Downs	223	247
Rushing	104	126
Passing	92	95
Penalty	27	26
3rd Down: Made/Att	67/196	74/193
3rd Down Pct.	34.2%	38.3%
Total Net Yards	3,651	4,440
Avg. Per Game	260.8	317.1

Passing	Att	Cmp	Yds	Pct	Av/At	TD	TD%	Int	Int%	LG	Tkld	Ratng
Phipps, Mike	256	117	1,384	45.7	5.41	9	3.5	17	6.6	55	33/280	46.7
Sipe, Brian	108	59	603	54.6	5.58	1	0.9	7	6.5	37	15/122	47.0
Pruitt, Greg	2	2	115	100.0	57.50	2	100.0	0	0.0	60t	0/0	158.3
Cockcroft, Don	1	1	27	100.0	27.00	0	0.0	0	0.0	27	0/0	118.8
Browns	367	179	2,129	48.8	5.80	12	3.3	24	6.5	60t	48/402	50.6
Opponents	308	139	2,259	45.1	7.33	22	7.1	24	7.8	75t	28/234	61.6

# YEAR BY YEAR

## 1975 REGULAR SEASON RESULTS (3-11)

Coach: Forrest Gregg

Top Draft Choice: DE Mack Mitchell

### 1975 USUAL STARTING LINEUPS

#### Offense

WR	33	Reggie Rucker
LT	73	Doug Dieken
LG	67	Chuck Hutchison
C	54	T. DeLeone, 65 J. DeMarie
RG	78	B. McKay, 68 R. Jackson
RT	79	G. Sullivan, 63 B. Darrow
TE	81	O. Roan, 89 M. Morin
WR	88	S. Holden, 80 W. Miller
QB	15	M. Phipps, 17 B. Sipe
RB	34	Greg Pruitt
RB	39	B. Pritchett, 37 H. McKinnis

#### Defense

LDE	77	Ron East
LDT	71	W. Johnson, 74 C. Barisich
RDT	72	Jerry Sherk
RDE	70	Mack Mitchell
LLB	59	Charlie Hall
MLB	52	D. Ambrose, 60 B. Babich
RLB	50	J. Garlington, 60 B. Babich
LCB	22	Clarence Scott
RCB	20	Tony Peters
SS	24	P. Athas, 21 V. Green
FS	42	N. Craig, 21 V. Green

#### Radio Announcers:

Gib Shanley, Jim Mueller (WHK 1420 AM)

Total Rushes	440	544	Brown, Ken	2	23	11.5	17	0
Net Yards Passing	1,957	2,589	Miller, Cleo	2	20	10.0	10	0
Avg. Per Game	139.8	184.9	Morin, Milt	1	19	19.0	19	0
Sacked/Yards Lost	38/340	34/300	Lefear, Billy	1	14	14.0	14	0
Gross Yards	2,297	2,899	Parris, Gary	1	12	12.0	12	0
Attempts/Completions	437/220	361/202	Poole, Larry	1	5	5.0	5	0
Completion Pct.	50.3%	56.0%	Craig, Neal	1	1	1.0	1	0
Had Intercepted	23	10	Green, Van	1	-1	-1.0	-1	0
Punts/Avg.	82/40.5	73/38.5	Browns	220	2,297	10.4	48	7
Net Punting Avg.	82/34.7	73/34.5	Opponents	202	2,899	14.3	75t	25
Penalties/Yards Lost	85/651	88/729	<b>Interceptions</b>	<b>No</b>	<b>Yds</b>	<b>Avg</b>	<b>LG</b>	<b>TD</b>
Fumbles/Ball Lost	35/14	26/16	Hall, Charlie	2	28	14.0	19	0
Touchdowns	24	48	Scott, Clarence	2	4	2.0	4	0
Rushing	14	21	Hill, Jim	1	56	56.0	56t	1
Passing	7	25	Graf, Dave	1	19	19.0	19	0
Returns	3	2	Pitts, John	1	0	0.0	0	0

<b>Score By Periods</b>					
	1st	2nd	3rd	4th	Tot.
Browns	32	42	59	85	0 — 218
Opponents	92	119	60	101	0 — 372

<b>Scoring</b>										
	Ru	Pa	Rt	PAI	2Ru2Pa	FG	Sa	Pt		
Cockroft, Don	0	0	0	0	21/24	0	0	17/23	0	72
Pruitt, Greg	8	1	0	0	0/0	0	0	0/0	0	54
McKinnis, H.	4	0	0	0	0/0	0	0	0/0	0	24
Roan, Oscar	0	3	0	0	0/0	0	0	0/0	0	18
Rucker, Reggie	0	3	0	0	0/0	0	0	0/0	0	18
Miller, Willie	0	0	1	0	0/0	0	0	0/0	0	6
Hall, Charlie	0	0	1	0	0/0	0	0	0/0	0	6
Hill, Jim	0	0	1	0	0/0	0	0	0/0	0	6
Brown, Ken	1	0	0	0	0/0	0	0	0/0	0	6
Miller, Cleo	1	0	0	0	0/0	0	0	0/0	0	6
East, Ron	0	0	0	0	0/0	0	0	0/0	1	2
Browns	14	7	3	0	21/24	0	0	17/23	1	218
Opponents	21	25	2	0	45/48	0	0	13/21	0	372

<b>Rushing</b>					
	No	Yds	Avg	LG	TD
Pruitt, Greg	217	1,067	4.9	50	8
Pritchett, Billy	75	199	2.7	19	0
McKinnis, Hugh	71	259	3.6	14	4
Phipps, Mike	18	70	3.9	12	0
Poole, Larry	17	114	6.7	26	0
Brown, Ken	16	45	2.8	8	1
Sipe, Brian	9	60	6.7	21	0
Hynoski, Henry	7	38	5.4	11	0
Miller, Cleo	6	3	0.5	6	1
Holden, Steve	2	-4	-2.0	0	0
Cureton, Will	1	1	1.0	1	0
Miller, Willie	1	-2	-2.0	-2	0
Browns	440	1,850	4.2	50	14
Opponents	544	2,032	3.7	41	21

<b>Receiving</b>					
	No	Yds	Avg	LG	TD
Rucker, Reggie	60	770	12.8	40t	3
Pruitt, Greg	44	299	6.8	48	1
Roan, Oscar	41	463	11.3	31	3
Holden, Steve	21	320	15.2	28	0
McKinnis, Hugh	17	155	9.1	20	0
Pritchett, Billy	16	109	6.8	18	0
Miller, Willie	7	57	8.1	17	0
Hynoski, Henry	4	31	7.8	15	0

<b>Interceptions</b>					
	No	Yds	Avg	LG	TD
Hall, Charlie	2	28	14.0	19	0
Scott, Clarence	2	4	2.0	4	0
Hill, Jim	1	56	56.0	56t	1
Graf, Dave	1	19	19.0	19	0
Pitts, John	1	0	0.0	0	0
Craig, Neal	1	0	0.0	0	0
Green, Van	1	0	0.0	0	0
Peters, Tony	1	0	0.0	0	0
Browns	10	107	10.7	56t	1
Opponents	23	340	14.8	67t	1

<b>Punting</b>							
	No	Yds	Avg	In20	TB	LG	Blk
Cockroft, Don	82	3,317	40.5	0	7	67	1
Browns	82	3,317	40.5	0	7	67	1
Opponents	73	2,810	38.5	0	8	57	1

<b>Punt Returns</b>						
	No	FC	Yds	Avg	LG	TD
Pruitt, Greg	13	1	130	10.0	30	0
Miller, Willie	10	0	47	4.7	23	0
Athas, Pete	5	2	36	7.2	16	0
Poole, Larry	6	0	35	5.8	11	0
Hynoski, Henry	2	0	16	8.0	9	0
Brown, Eddie	2	0	16	8.0	9	0
Lefear, Billy	1	0	14	14.0	14	0
Green, Van	1	0	0	0.0	0	0
Browns	40	3	294	7.3	30	0
Opponents	45	15	469	10.4	48	0

<b>Kickoff Returns</b>					
	No	Yds	Avg	LG	TD
Pruitt, Greg	14	302	21.6	40	0
Lefear, Billy	13	412	31.7	92	0
Hynoski, Henry	8	194	24.3	37	0
Brown, Ken	7	126	18.0	29	0
Brown, Eddie	6	126	21.0	27	0
Athas, Pete	6	95	15.8	23	0
Miller, Willie	4	94	23.5	38	0
Miller, Cleo	3	70	23.3	31	0
McKinnis, Hugh	3	39	13.0	16	0
Poole, Larry	2	65	32.5	40	0
Ambrose, Dick	1	3	3.0	3	0
Browns	67	1,526	22.8	92	0
Opponents	48	1,278	26.6	81t	1

<b>Field Goals</b>						
	1-19	20-29	30-39	40-49	50+	Tot.
Cockroft, Don	1/1	7/9	4/6	5/5	0/2	17/23
Browns	1/1	7/9	4/6	5/5	0/2	17/23
Opponents	0/0	6/8	3/5	3/6	1/2	13/21

<b>Date Result Opponent Att.</b>			
09/21	L 17-24	at Cincinnati Bengals	52,874
09/28	L 10-42	Minnesota Vikings	68,064
10/05	L 6-42	Pittsburgh Steelers	73,595
10/12	L 10-40	Houston Oilers	46,531
10/19	L 15-16	at Denver Broncos	52,590
10/26	L 7-23	Washington Redskins	56,702
11/02	L 7-21	at Baltimore Colts	35,235
11/09	L 10-21	at Detroit Lions	75,283
11/16	L 17-38	at Oakland Raiders	50,461
11/23	W 35-23	Cincinnati Bengals	56,427
11/30	W 17-16	New Orleans Saints	44,753
12/07	L 17-31	at Pittsburgh Steelers	47,962
12/14	W 40-14	Kansas City Chiefs	44,368
12/21	L 10-21	at Houston Oilers	43,770

<b>Team Statistics</b>		
	Browns	Opponent
Total First Downs	247	274
Rushing	109	124
Passing	114	125
Penalty	24	25
3rd Down Made/Att	78/210	96/213
3rd Down Pct.	37.1%	45.1%
Total Net Yards	3,807	4,621
Avg. Per Game	271.9	330.1
Total Plays	915	939
Avg. Per Play	4.2	4.9
Net Yards Rushing	1,850	2,032
Avg. Per Game	132.1	145.1

<b>Passing</b>												
	Att	Cmp	Yds	Pct	Av/At	TD	TD%	Int	Int%	LG	Tkld	Rating
Phipps, Mike	313	162	1,749	51.8	5.59	4	1.3	19	6.1	48	28/261	47.5
Sipe, Brian	88	45	427	51.1	4.85	1	1.1	3	3.4	22	8/58	54.5
Cureton, Will	32	10	95	31.3	2.97	1	3.1	1	3.1	16	2/21	38.0
Miller, Willie	1	1	26	100.0	26.00	1	100.0	0	0.0	26t	0/0	158.3
Cockroft, Don	2	2	2	100.0	1.00	0	0.0	0	0.0	1	0/0	79.2
Hynoski, Henry	1	0	0	0.0	0.00	0	0.0	0	0.0	0	0/0	39.6
Browns	437	220	2,299	50.3	5.26	7	1.6	23	5.3	48	38/340	49.4
Opponents	361	202	2,889	56.0	8.00	25	6.9	10	2.8	75t	34/300	93.6

# YEAR BY YEAR

## 1976 REGULAR SEASON RESULTS (9-5)

Coach: Forrest Gregg  
 Top Draft Choice: HB Mike Pruitt

### 1976 USUAL STARTING LINEUPS

Offense	
WR	42 Paul Warfield
LT	73 Doug Dieken
LG	69 P. Adams, 65 H. Sheppard
C	54 Tom DeLeone
RG	68 Robert E. Jackson
RT	63 Barry Darrow
TE	81 O. Roan, 84 G. Parris
WR	33 Reggie Rucker
QB	17 B. Sipe, 15 M. Phipps
RB	34 G. Pruitt, 35 L. Poole
RB	30 C. Miller, 43 M. Pruitt
Defense	
LDE	64 Joe Jones
LDT	71 Walter Johnson
RDT	72 Jerry Sherk
RDE	70 M. Mitchell, 74 M. St. Clair
LLB	59 Charlie Hall
MLB	60 B. Babich, 52 D. Ambrose
RLB	86 Gerald Irons
LCB	22 Clarence Scott
RCB	28 R. Bolton, 20 T. Peters
SS	49 N. Craig, 24 T. Brown
FS	27 Thom Darden
Radio Announcers:	
Gib Shanley, Jim Mueller (WHK 1420 AM)	

Net Yards Rushing	2,295	1,761	Warfield, Paul	38	613	16.1	37t	6
Avg. Per Game	163.9	125.8	Miller, Cleo	16	145	9.1	38	0
Total Rushes	533	445	Roan, Oscar	15	174	11.6	23t	4
Net Yards Passing	2,247	2,032	Poole, Larry	14	70	5.0	21	0
Avg. Per Game	160.5	145.1	Holden, Steve	8	128	16.0	26t	1
Sacked/Yards Lost	19/152	30/321	Pruitt, Mike	8	26	3.3	15	0
Gross Yards	2,399	2,353	Duncan, Brian	6	49	8.2	17	1
Attempts/Completions	373/209	392/225	Logan, Dave	5	104	20.8	52	0
Completion Pct.	56.0%	57.4%	Parris, Gary	5	73	14.6	15	0
Had Intercepted	15	21	Browns	209	2,399	11.5	52	21
Punts/Avg.	66/39.1	71/37.3	Opponents	225	2,353	10.5	69t	18
Net Punting Avg.	66/31.2	71/32.1						
Penalties/Yards Lost	107/1,037	89/711	Interceptions	<b>Nb</b>	<b>Yds</b>	<b>Avg</b>	<b>LG</b>	<b>TD</b>
Fumbles/Ball Lost	46/22	24/11	Darden, Thom	7	73	10.4	21	0
Touchdowns	32	37	Scott, Clarence	4	11	2.8	5	0
Rushing	9	15	Bolton, Ron	3	76	25.3	39	1
Passing	21	18	Babich, Bob	2	29	14.5	21	0
Returns	2	4	Brown, Terry	1	24	24.0	24	0
			Hall, Charlie	1	12	12.0	12	0
			Craig, Neal	1	8	8.0	8	0
			Irons, Gerald	1	1	1.0	1	0
			Sherk, Jerry	1	0	0.0	0	0
			Browns	21	234	11.1	39	1
			Opponents	15	123	8.2	34	0

Score By Periods							
	1st	2nd	3rd	4th	OT	Tot.	
Browns	53	92	56	66	0	—	267
Opponents	62	83	66	76	0	—	287

Scoring										
	Ru	Pa	Rt	Df	PAT	2Rz	Pw	FG	Sa	F TP
Cockroft, Don	0	0	0	0	27/30	0	0	15/28	0	72
Rucker, Reggie	0	8	0	0	0/0	0	0	0/0	0	48
Warfield, Paul	0	6	0	0	0/0	0	0	0/0	0	36
Pruitt, Greg	4	1	0	0	0/0	0	0	0/0	0	30
Roan, Oscar	0	4	0	0	0/0	0	0	0/0	0	24
Miller, Cleo	4	0	0	0	0/0	0	0	0/0	0	24
Holden, Steve	0	1	0	0	0/0	0	0	0/0	0	6
Jones, Joe	0	1	0	0	0/0	0	0	0/0	0	6
Poole, Larry	1	0	0	0	0/0	0	0	0/0	0	6
Duncan, Brian	0	1	0	0	0/0	0	0	0/0	0	6
Bolton, Ron	0	1	0	0	0/0	0	0	0/0	0	6
Johnson, W.	0	0	0	0	0/0	0	0	0/0	1	2
Sipe, Brian	0	0	0	1/1	0	0	0	0/0	0	1
Team, Stat	0	0	0	0	0/1	0	0	0/0	0	0
Browns	9	21	2	0	28/32	0	0	15/28	1	267
Opponents	15	18	4	0	32/37	0	0	11/19	0	287

Punting							
	<b>Nb</b>	<b>Yds</b>	<b>Avg</b>	<b>In20</b>	<b>TB</b>	<b>LG</b>	<b>Bk</b>
Cockroft, Don	64	2,487	38.9	8	4	51	3
Mays, Dave	2	91	45.5	1	0	54	0
Browns	66	2,578	39.1	9	4	54	3
Opponents	71	2,650	37.3	14	0	59	0

Punt Returns						
	<b>No.</b>	<b>FC</b>	<b>Yds</b>	<b>Avg</b>	<b>LG</b>	<b>TD</b>
Holden, Steve	31	2	205	6.6	38	0
Feacher, Ricky	14	1	142	10.1	49	0
Miller, Willie	5	0	22	4.4	8	0
Browns	50	3	369	7.4	49	0
Opponents	45	8	517	11.5	73t	2

Kickoff Returns					
	<b>Nb</b>	<b>Yds</b>	<b>Avg</b>	<b>LG</b>	<b>TD</b>
Holden, Steve	19	461	24.3	44	0
Feacher, Ricky	14	311	22.2	33	0
Duncan, Brian	6	145	24.2	27	0
Pruitt, Mike	6	106	17.7	30	0
Poole, Larry	3	62	20.7	21	0
Pruitt, Greg	1	27	27.0	27	0
Miller, Cleo	1	23	23.0	23	0
Jackson, Robert E.	1	16	16.0	16	0
Ambrose, Dick	1	16	16.0	16	0
Graf, Dave	1	15	15.0	15	0
Miller, Willie	1	0	0.0	0	0
Browns	54	1,182	21.9	44	0
Opponents	57	1,347	23.6	97t	1

Field Goals						
	1-19	20-29	30-39	40-49	50+	Tot.
Cockroft, Don	2/2	3/6	5/6	4/11	1/3	15/28
Browns	2/2	3/6	5/6	4/11	1/3	15/28
Opponents	0/0	2/4	4/6	5/9	0/0	11/19

Rushing						
	<b>Nb</b>	<b>Yds</b>	<b>Avg</b>	<b>LG</b>	<b>TD</b>	
Pruitt, Greg	209	1,000	4.8	64	4	
Miller, Cleo	153	613	4.0	21	4	
Poole, Larry	78	356	4.6	26	1	
Pruitt, Mike	52	138	2.7	18	0	
Sipe, Brian	18	71	3.9	17	0	
Duncan, Brian	11	44	4.0	11	0	
Mays, Dave	5	14	2.8	6	0	
Phipps, Mike	4	26	6.5	24	0	
Rucker, Reggie	2	30	15.0	27	0	
Warfield, Paul	1	3	3.0	3	0	
Browns	533	2,295	4.3	64	9	
Opponents	445	1,761	4.0	59	15	

Receiving						
	<b>Nb</b>	<b>Yds</b>	<b>Avg</b>	<b>LG</b>	<b>TD</b>	
Rucker, Reggie	49	676	13.8	45	8	
Pruitt, Greg	45	341	7.6	27	1	

Date Result Opponent Att.			
09/12	W 38-17	New York Jets	67,496
09/19	L 14-31	at Pittsburgh Steelers	49,169
09/26	L 13-44	at Denver Broncos	62,775
10/03	L 24-45	Cincinnati Bengals	75,817
10/10	W 18-16	Pittsburgh Steelers	76,411
10/17	W 20-17	at Atlanta Falcons	33,364
10/24	W 21-17	San Diego Chargers	60,018
10/31	L 6-21	at Cincinnati Bengals	54,776
11/07	W 21-7	at Houston Oilers	39,828
11/14	W 24-3	Philadelphia Eagles	62,120
11/21	W 24-7	at Tampa Bay Buccaneers	36,930
11/28	W 17-13	Miami Dolphins	74,715
12/05	W 13-10	Houston Oilers	56,025
12/12	L 14-39	at Kansas City Chiefs	34,340

Team Statistics			
	<b>Browns</b>	<b>Opponent</b>	
Total First Downs	259	244	
Rushing	119	109	
Passing	111	111	
Penalty	29	24	
3rd Down: Made/Att	89/202	76/188	
3rd Down Pct.	44.1%	40.4%	
Total Net Yards	4,542	3,793	
Avg. Per Game	324.4	270.9	
Total Plays	925	865	
Avg. Per Play	4.9	4.4	

Passing												
	<b>Att</b>	<b>Cmp</b>	<b>Yds</b>	<b>Pct</b>	<b>Ay/At</b>	<b>TD</b>	<b>TD%</b>	<b>Int</b>	<b>Int%</b>	<b>LG</b>	<b>Tkld</b>	<b>Ratng</b>
Sipe, Brian	312	178	2,113	57.1	6.77	17	5.4	14	4.5	52	16/142	77.3
Phipps, Mike	37	20	146	54.1	3.95	3	8.1	0	0.0	23t	1/6	90.6
Mays, Dave	20	9	101	45.0	5.05	0	0.0	1	5.0	21	2/4	39.8
Pruitt, Greg	3	2	39	66.7	13.00	1	33.3	0	0.0	29	0/0	149.3
Cockroft, Don	1	0	0	0.0	0.00	0	0.0	0	0.0	0	0/0	39.6
Browns	373	209	2,399	56.0	6.43	21	5.6	15	4.0	52	19/152	77.6
Opponents	392	225	2,353	57.4	6.00	18	4.6	21	5.4	69t	32/321	67.9

# YEAR BY YEAR

## 1977 REGULAR SEASON RESULTS (6-8)

Coach: Forrest Gregg/Dick Modzelewski  
 Top Draft Choice: LB Robert L. Jackson

### 1977 USUAL STARTING LINEUPS

Offense	
WR	85 D. Logan, 42 P. Warfield
LT	73 Doug Dieken
LG	65 Henry Sheppard
C	54 Tom DeLeon
RG	68 Robert E. Jackson
RT	63 Barry Darrow
TE	81 O. Roan, 84 G. Parris
WR	33 Reggie Rucker
QB	17 Brian Sipe
RB	34 Greg Pruitt
RB	30 Cleo Miller
Defense	
LDE	64 Joe Jones
LDT	66 Earl Edwards
RDT	78 M. Sims, 72 Jerry Sherk
RDE	74 M. St. Clair, 70 M. Mitchell
LLB	59 Charlie Hall
MLB	52 Dick Ambrose
RLB	86 Gerald Irons
LCB	22 Clarence Scott
RCB	21 Oliver Davis
SS	20 Tony Peters
FS	27 Thom Darden

Radio Announcers:  
 Gib Shanley, Jim Mueller (WHK 1420 AM)

Total Rushes	510	524	Rucker, Reggie	36	565	15.7	40	2
Net Yards Passing	2,175	2,017	Parris, Gary	21	213	10.1	26	5
Avg. Per Game	155.4	144.1	Logan, Dave	19	284	14.9	42	1
Sacked/Yards Lost	24/199	27/281	Warfield, Paul	18	251	13.9	52	2
Gross Yards	2,374	2,298	Poole, Larry	17	137	8.1	21	3
Attempts/Completions	377/208	340/184	Roan, Oscar	13	136	10.5	27	2
Completion Pct.	55.2%	54.1%	Pruitt, Mike	3	12	4.0	6	0
Had Intercepted	31	23	Craig, Reggie	1	5	5.0	5	0
Punts/Avg.	62/39.0	70/37.7	Duncan, Brian	1	5	5.0	5	1
Net Punting Avg.	62/30.0	70/33.1	Luck, Terry	1	4	4.0	4	1
Penalties/Yards Lost	125/1,046	117/979	Browns	208	2,374	11.4	60	19
Fumbles/Ball Lost	34/22	32/16	Opponents	184	2,298	12.5	67	14
Touchdowns	31	32						
Rushing	9	14	Interceptions	No	Yds	Avg	LG	TD
Passing	19	15	Darden, Thom	6	107	17.8	49	1
Returns	3	3	Irons, Gerald	3	99	33.0	53	1
Avg. Time Of Possession	30:13	29:47	Scott, Clarence	3	72	24.0	49	1
			Davis, Oliver	3	71	23.7	32	0
			Bolton, Ron	3	50	16.7	43	0
			Peters, Tony	2	29	14.5	25	0
			Hall, Charlie	1	2	2.0	2	0
			Jones, Joe	1	0	0.0	0	0
			Woolsey, Rolly	1	0	0.0	0	0
			Browns	23	430	18.7	53	3
			Opponents	31	343	11.1	53	0

### Score By Periods

	1st	2nd	3rd	4th	OT	Tot.
Browns	63	77	40	86	3	269
Opponents	68	100	38	61	0	267

### Scoring

	Ru	Pa	Rt	Df	PAT	2Ru	2Pw	FG	Saf	TP
Cockroft, Don	0	0	0	0	30/31	0	0	17/23	0	81
Miller, Cleo	4	1	0	0	0/0	0	0	0/0	0	30
Parris, Gary	0	5	0	0	0/0	0	0	0/0	0	30
Poole, Larry	1	3	0	0	0/0	0	0	0/0	0	24
Pruitt, Greg	3	1	0	0	0/0	0	0	0/0	0	24
Rucker, Reggie	0	2	0	0	0/0	0	0	0/0	0	12
Warfield, Paul	0	2	0	0	0/0	0	0	0/0	0	12
Roan, Oscar	0	2	0	0	0/0	0	0	0/0	0	12
Pruitt, Mike	1	0	0	0	0/0	0	0	0/0	0	6
Luck, Terry	0	1	0	0	0/0	0	0	0/0	0	6
Logan, Dave	0	1	0	0	0/0	0	0	0/0	0	6
Darden, Thom	0	0	1	0	0/0	0	0	0/0	0	6
Scott, C.	0	0	1	0	0/0	0	0	0/0	0	6
Irons, Gerald	0	0	1	0	0/0	0	0	0/0	0	6
Duncan, Brian	0	1	0	0	0/0	0	0	0/0	0	6
Sherk, Jerry	0	0	0	0	0/0	0	0	0/0	1	2
Browns	9	19	3	0	30/31	0	0	17/23	1	269
Opponents	13	15	3	0	26/31	0	0	16/22	0	266

	Ru	FC	Yds	Avg	LG	TD
Payton, Edward	3	0	17	5.7	16	0
Feacher, Ricky	2	0	15	7.5	15	0
Craig, Reggie	1	0	0	0.0	0	0
Browns	38	3	322	8.5	44	0
Opponents	31	1	558	18.0	91	3

### Kickoff Returns

	No	Yds	Avg	LG	TD
Duncan, Brian	15	298	19.9	36	0
Feacher, Ricky	11	219	19.9	26	0
Williams, Lawrence	8	199	24.9	32	0
Pruitt, Mike	6	131	21.8	31	0
Ellis, Ken	5	80	16.0	30	0
Payton, Edward	4	91	22.8	34	0
Jackson, Robert E.	1	21	21.0	21	0
Ambrose, Dick	1	20	20.0	20	0
Babich, Bob	1	14	14.0	14	0
Woolsey, Rolly	1	2	2.0	2	0
Browns	53	1,075	20.3	36	0
Opponents	50	986	19.7	45	0

### Field Goals

	1-19	20-29	30-39	40-49	50+	Tot.
Cockroft, Don	0/0	6/6	6/8	5/9	0/0	17/23
Browns	0/0	6/6	6/8	5/9	0/0	17/23
Opponents	1/1	6/6	7/9	2/5	0/1	16/22

### Receiving

	No	Yds	Avg	LG	TD
Miller, Cleo	41	291	7.1	28	1
Pruitt, Greg	37	471	12.7	60	1

Date	Result	Opponent	Att.
09/18	W 13-3	at Cincinnati Bengals	52,847
09/26	W 30-27	New England Patriots (OT)	76,418
10/02	L 14-28	Pittsburgh Steelers	80,588
10/09	L 10-26	Oakland Raiders	80,236
10/16	W 24-23	at Houston Oilers	47,888
10/23	W 27-16	at Buffalo Bills	60,905
10/30	W 44-7	Kansas City Chiefs	60,381
11/06	L 7-10	Cincinnati Bengals	81,932
11/13	L 31-35	at Pittsburgh Steelers	47,055
11/20	W 21-7	at New York Giants	72,576
11/27	L 0-9	Los Angeles Rams	70,352
12/04	L 14-37	at San Diego Chargers	37,312
12/11	L 15-19	Houston Oilers	30,898
12/18	L 19-20	at Seattle Seahawks	61,583

### Team Statistics

	Browns	Opponent
Total First Downs	271	261
Rushing	119	113
Passing	119	116
Penalty	33	32
3rd Down: Made/Att	76/188	74/186
3rd Down Pct.	40.4%	39.8%
Total Net Yards	4,375	4,115
Avg. Per Game	312.5	293.9
Total Plays	911	889
Avg. Per Play	4.8	4.6
Net Yards Rushing	2,200	2,098
Avg. Per Game	157.1	149.9

Passing	Att	Cmp	Yds	Pct	Av/At	TD	TD%	Int	Int%	LG	Tkld	Ratng
Sipe, Brian	195	112	1,233	57.4	6.32	9	4.6	14	7.2	52	16/114	61.8
Mays, Dave	121	67	797	55.4	6.59	6	5.0	10	8.3	60	6/67	57.8
Luck, Terry	50	25	316	50.0	6.32	1	2.0	7	14.0	33	1/8	37.2
Pruitt, Greg	9	4	28	44.4	3.11	3	33.3	0	0.0	13	1/10	91.7
Logan, Dave	2	0	0	0.0	0.00	0	0.0	0	0.0	0	0/0	39.6
Browns	377	208	2,374	55.2	6.30	19	5.0	31	8.2	60	24/199	56.8
Opponents	340	184	2,298	54.1	6.76	15	4.4	23	6.8	67	31/281	61.9



# YEAR BY YEAR

## 1978 REGULAR SEASON RESULTS (8-8)

**Coach:** Sam Rutigliano  
**Top Draft Choice:** LB Clay Matthews

### 1978 USUAL STARTING LINEUPS

Offense	
WR	85 Dave Logan
LT	73 Doug Dieken
LG	65 Henry Sheppard
C	54 Tom DeLeone
RG	68 Robert E. Jackson
RT	63 Barry Darrow
TE	82 Ozzie Newsome
WR	33 Reggie Rucker
QB	17 Brian Sipe
FB	43 M. Pruitt, 30 C. Miller
RB	34 Greg Pruitt
Defense	
LDE	74 Mike St. Clair
LDT	66 Earl Edwards
RDT	72 Jerry Sherk
RDE	70 M. Mitchell, 64 J. Jones
LOLB	59 Charlie Hall
MLB	52 Dick Ambrose
ROLB	86 G. Irons, 57 C. Matthews
LCB	22 C. Scott, 28 R. Bolton
RCB	21 Oliver Davis
SS	20 Tony Peters
FS	27 Thom Darden
Radio Announcers:	
Gib Shanley, Jim Mueller (WHK 1420 AM)	

Avg. Per Game	334.2	334.5
Total Plays	1,036	1,083
Net Yards Rushing	2,488	2,149
Avg. Per Play	5.2	4.9
Total Rushes	559	563
Net Yards Passing	2,859	3,203
Avg. Per Game	178.7	200.2
Sacked/Yards Lost	35/278	31/232
Gross Yards	3,137	3,435
Attempts/Completions	442/236	489/265
Completion Pct.	53.4%	54.2%
Had Intercepted	21	27
Punts/Avg.	79/39.1	82/38.4
Net Punting Avg.	79/34.5	82/34.5
Penalties/Yards Lost	127/1,165	131/1,110
Fumbles/Ball Lost	50/29	35/18
Touchdowns	40	42
Rushing	17	19
Passing	22	20
Returns	1	3
Avg. Time Of Possession	30:06	29:54

Score By Periods	1st	2nd	3rd	4th	OT	Tot
Browns	50	115	85	78	6	— 334
Opponents	46	99	60	145	6	— 356

Scoring	Flu	Pa	Rt	Df	PAT	2Ru2Pa	FG	Saf	TfP	
Cockroft, Don	0	0	0	0	37/40	0	0	19/28	0	94
Rucker, Reggie	0	8	0	0	0	0	0	0	0	48
Hill, Calvin	1	6	0	0	0	0	0	0	0	42
Pruitt, Mike	5	0	0	0	0	0	0	0	0	30
Pruitt, Greg	3	2	0	0	0	0	0	0	0	30
Logan, Dave	0	4	0	0	0	0	0	0	0	24
Newsome, O.	2	2	0	0	0	0	0	0	0	24
Sipe, Brian	3	0	0	0	0	0	0	0	0	18
Miller, Cleo	1	0	0	0	0	0	0	0	0	6
Collins, Larry	1	0	0	0	0	0	0	0	0	6
Davis, Oliver	0	1	0	0	0	0	0	0	0	6
Miller, Mark	1	0	0	0	0	0	0	0	0	6
Browns	17	22	1	0	37/40	0	0	19/28	0	334
Opponents	19	20	3	0	36/41	0	0	22/29	1	356

Rushing	No	Yds	Avg	LG	TD
Pruitt, Greg	176	960	5.5	70r	3
Pruitt, Mike	135	560	4.1	71r	5
Miller, Cleo	89	336	3.8	18	1
Hill, Calvin	80	289	3.6	21	1
Sipe, Brian	28	87	3.1	35	3
Collins, Larry	22	64	2.9	19	1
Newsome, Ozzie	13	96	7.4	33r	2
Miller, Mark	7	63	9.0	17	1
Sullivan, Tom	5	7	1.4	5	0
Rucker, Reggie	2	14	7.0	9	0
Evans, Johnny	2	12	6.0	12	0
Browns	559	2,488	4.5	71r	17
Opponents	563	2,149	3.8	39	19

Receiving	No	Yds	Avg	LG	TD
Rucker, Reggie	43	893	20.8	69r	8
Newsome, Ozzie	38	569	15.5	47	2
Pruitt, Greg	38	292	7.7	26r	2
Logan, Dave	37	585	15.8	44	4
Hill, Calvin	25	334	13.4	53r	6
Miller, Cleo	20	152	7.6	23	0
Pruitt, Mike	20	112	5.6	15	0
Wright, Keith	8	76	9.5	20	0
Feacher, Ricky	4	76	19.0	42	0
Sullivan, Tom	1	20	20.0	20	0
Parris, Gary	1	4	4.0	4	0
Collins, Larry	1	4	4.0	4	0
Browns	236	3,137	13.3	69r	22
Opponents	265	3,435	13.0	72r	20

Interceptions	No	Yds	Avg	LG	TD
Darden, Thom	10	200	20.0	46	0
Davis, Oliver	6	65	10.8	33	1
Scott, Clarence	3	15	5.0	7	0
Ambrose, Dick	2	46	23.0	39	0
Irons, Gerald	2	9	4.5	9	0
Peters, Tony	2	7	3.5	7	0
Hall, Charlie	1	6	6.0	6	0
Matthews, Clay	1	5	5.0	5	0
Browns	27	353	13.1	46	1
Opponents	21	343	16.3	65	2

Punting	No	Yds	Avg	In20	TB	LG	BK
Evans, Johnny	79	3,089	39.1	16	8	65	0
Browns	79	3,089	39.1	16	8	65	0
Opponents	82	3,146	38.4	14	9	56	0

Punt Returns	No	FC	Yds	Avg	LG	TD
Wright, Keith	37	16	288	7.8	42	0
Newsome, Ozzie	2	1	29	14.5	24	0
Browns	39	17	317	8.1	42	0
Opponents	41	5	366	8.9	39	0

Kickoff Returns	No	Yds	Avg	LG	TD
Collins, Larry	32	709	22.2	41	0
Wright, Keith	30	789	26.3	86	0
Sullivan, Tom	4	90	22.5	27	0
Rich, Randy	2	43	21.5	24	0
Pruitt, Greg	1	31	31.0	31	0
Jackson, Robert E.	1	19	19.0	19	0
Miller, Cleo	1	15	15.0	15	0
Rucker, Reggie	1	1	1.0	1	0
Browns	72	1,697	23.6	86	0
Opponents	72	1,469	20.4	95r	1

Field Goals	1-19	20-29	30-39	40-49	50+	Tot
Cockroft, Don	1/2	6/7	2/5	10/12	0/2	19/28
Browns	1/2	6/7	2/5	10/12	0/2	19/28
Opponents	2/2	9/9	5/10	6/8	0/0	22/29

Date	Result	Opponent	Att
09/03	W 24-7	San Francisco 49ers	68,973
09/10	W 13-10	Cincinnati Bengals (OT)	72,691
09/17	W 24-16	at Atlanta Falcons	56,648
09/24	L 9-15	at Pittsburgh Steelers (OT)	149,573
10/01	L 13-16	Houston Oilers	72,776
10/08	W 24-16	at New Orleans Saints	50,158
10/15	L 14-34	Pittsburgh Steelers	81,302
10/22	L 3-17	at Kansas City Chiefs	41,157
10/29	W 41-20	Buffalo Bills	51,409
11/05	L 10-14	at Houston Oilers	45,827
11/12	L 7-19	Denver Broncos	70,856
11/19	W 45-24	at Baltimore Colts	45,341
11/26	W 30-19	Los Angeles Rams	55,158
12/03	L 24-47	at Seattle Seahawks	62,262
12/10	W 37-34	New York Jets (OT)	36,881
12/17	L 16-48	at Cincinnati Bengals	46,985

Team Statistics	Browns	Opponent
Total First Downs	293	329
Rushing	133	117
Passing	130	174
Penalty	30	38
3rd Down: Made/Att	85/217	96/230
3rd Down Pct.	39.2%	41.7%
Total Net Yards	5,347	5,352

Passing	Att	Cmp	Yds	Pct	Av/At	TD	TD%	Int	Int%	LG	Tkld	Rating
Sipe, Brian	399	222	2,906	55.6	7.28	21	5.3	15	3.8	69r	29/229	80.7
Miller, Mark	39	13	212	33.3	5.44	1	2.6	4	10.3	44	5/47	21.5
Evans, Johnny	1	1	19	100.0	19.00	0	0.0	0	0.0	0	0/0	118.8
Pruitt, Greg	3	0	0	0.0	0.00	0	0.0	2	66.7	0	0/0	0.0
Hill, Calvin	0	0	0	0.0	0.00	0	0.0	0	0.0	0	1/2	39.6
Browns	442	236	3,137	53.4	7.10	22	5.0	21	4.8	69r	35/278	72.9
Opponents	489	265	3,435	54.2	7.02	20	4.1	27	5.5	72r	31/232	67.1

# YEAR BY YEAR

## 1979 REGULAR SEASON RESULTS (9-7)

**Coach:** Sam Rutigliano  
**Top Draft Choice:** WR Willis Adams

### 1979 USUAL STARTING LINEUPS

**Offense**  
**WR** 85 Dave Logan  
**LT** 73 Doug Dieken  
**LG** 63 Cody Risien  
**C** 54 Tom DeLeone  
**RG** 68 Robert E. Jackson  
**RT** 65 Henry Sheppard  
**TE** 82 Ozzie Newsome  
**WR** 33 Reggie Rucker  
**QB** 17 Brian Sipe  
**FB** 43 Mika Pruitt  
**RB** 35 C. Hill, 34 G. Pruitt

**Defense**  
**LDE** 77 Lyle Alzado  
**LDT** 78 Mickey Sims  
**RDT** 72 Jerry Sherk  
**RDE** 81 Jack Gregory  
**LCLB** 59 Charlie Hall  
**MLB** 52 Dick Ambrose  
**ROLB** 57 Clay Matthews  
**LCB** 28 Ron Bolton  
**RCB** 21 Oliver Davis  
**SS** 22 Clarence Scott  
**FS** 27 Thom Darden

**Radio Announcers:**  
 Gib Shanley, Jim Mueller (WHK 1420 AM)

Net Yards Rushing	2,281	2,604	Newsome, Ozzie	55	781	14.2	74	9
Avg. Per Game	142.6	162.8	Rucker, Reggie	43	749	17.4	54	6
Total Rushes	504	577	Pruitt, Mike	41	372	9.1	50	2
Net Yards Passing	3,491	3,046	Hill, Calvin	38	381	10.0	31	2
Avg. Per Game	218.2	190.4	Miller, Cleo	26	251	9.7	33	0
Sacked/Yards Lost	43/347	31/243	Pruitt, Greg	14	155	11.1	27	1
Gross Yards	3,838	3,289	Feacher, Ricky	7	103	14.7	25	1
Attempts/Completions	545/289	468/271	Hall, Dino	2	14	7.0	8	0
Completion Pct.	53.0%	57.9%	Moriarity, Pat	1	17	17.0	17	0
Had Intercepted	27	16	Weathers, Curtis	1	14	14.0	14	0
Punts/Avg.	69/41.2	80/41.4	Wright, Keith	1	13	13.0	13	0
Net Punting Avg.	69/35.8	80/37.1	Adams, Willis	1	6	6.0	6	0
Penalties/Yards Lost	82/709	118/1,018	Browns	289	3,838	13.3	74	28
Fumbles/Ball Lost	28/17	39/16	Opponents	271	3,289	12.1	62	14
Touchdowns	45	42						
Rushing	16	25	<b>Interceptions</b>	<b>No</b>	<b>Yds</b>	<b>Avg</b>	<b>LG</b>	<b>TD</b>
Passing	28	14	Darden, Thom	5	125	25.0	39	1
Returns	1	3	Scott, Clarence	3	56	18.7	29	0
Avg. Time Of Possession	29:29	30:31	Bolton, Ron	3	20	6.7	13	0
			Hall, Charlie	2	14	7.0	11	0
			Davis, Oliver	1	33	33.0	33	0
			Matthews, Clay	1	30	30.0	30	0
			Ambrose, Dick	1	0	0.0	0	0
			Browns	16	278	17.4	39	1
			Opponents	27	315	11.7	50	1

Score By Periods	1st	2nd	3rd	4th	OT	Tot
Browns	91	66	78	115	9	359
Opponents	94	81	60	114	3	352

Scoring	Ru	Pa	RtD	PAT	2Ru/2Ps	FG	Saf	
Cockroft, Don	0	0	0	0	38/43	0	17/29	0
Pruitt, Mike	9	2	0	0	0/0	0	0/0	0
Newsome, O.	0	9	0	0	0/0	0	0/0	0
Logan, Dave	0	7	0	0	0/0	0	0/0	0
Rucker, Reggie	0	6	0	0	0/0	0	0/0	0
Hill, Calvin	1	2	0	0	0/0	0	0/0	0
Moriarity, Pat	2	0	0	0	0/0	0	0/0	0
Sipe, Brian	2	0	0	0	0/0	0	0/0	0
Feacher, Ricky	0	1	0	0	0/0	0	0/0	0
Pruitt, Greg	0	1	0	0	0/0	0	0/0	0
Miller, Cleo	1	0	0	0	0/0	0	0/0	0
Darden, Thom	0	1	0	0	0/0	0	0/0	0
Hall, Dino	1	0	0	0	0/0	0	0/0	0
Team, Stat	0	0	0	0	0/1	0	0/0	0
Browns	16	28	1	0	38/44	0	17/29	0
Opponents	25	14	3	0	34/42	0	22/35	0

Punting	No	Yds	Avg	In20	TB	LG	Bk
Evans, Johnny	69	2,844	41.2	7	9	59	2
Browns	69	2,844	41.2	7	9	59	2
Opponents	80	3,313	41.4	9	9	61	0

Punt Returns	No	FC	Yds	Avg	LG	TD
Hall, Dino	29	5	295	10.2	47	0
Wright, Keith	12	6	50	4.2	13	0
Newsome, Ozzie	0	1	0	0.0	0	0
Burrell, Clinton	0	2	0	0.0	0	0
Browns	41	14	345	8.4	47	0
Opponents	45	2	375	8.3	38	0

Kickoff Returns	No	Yds	Avg	LG	TD
Hall, Dino	50	1,014	20.3	33	0
Wright, Keith	15	402	26.8	45	0
Feacher, Ricky	2	51	25.5	27	0
Rich, Randy	2	10	5.0	6	0
Pruitt, Greg	1	22	22.0	22	0
Jackson, Robert E.	1	18	18.0	18	0
Miller, Cleo	1	14	14.0	14	0
Weathers, Curtis	1	0	0.0	0	0
Miller, Matt	1	0	0.0	0	0
Moriarity, Pat	1	0	0.0	0	0
Browns	75	1,531	20.4	45	0
Opponents	70	1,324	18.9	51	0

Rushing	No	Yds	Avg	LG	TD
Pruitt, Mike	264	1,294	4.9	77	9
Pruitt, Greg	62	233	3.8	27	0
Hill, Calvin	53	193	3.6	33	1
Sipe, Brian	45	188	4.2	34	2
Miller, Cleo	39	213	5.5	39	1
Hall, Dino	22	152	6.9	52	1
Moriarity, Pat	14	11	0.8	8	2
Adams, Willis	2	4	2.0	3	0
Newsome, Ozzie	1	6	6.0	6	0
Feacher, Ricky	1	-1	-1.0	-1	0
Miller, Mark	1	-2	-2.0	-2	0
Browns	504	2,291	4.5	77	16
Opponents	577	2,604	4.5	71	25

Field Goals	1-19	20-29	30-39	40-49	50+	Tot
Cockroft, Don	0/0	5/6	8/12	3/8	1/3	17/29
Browns	0/0	5/6	8/12	3/8	1/3	17/29
Opponents	1/2	6/9	9/13	6/11	0/0	22/35

Receiving	No	Yds	Avg	LG	TD
Logan, Dave	59	982	16.6	46	7

Date	Result	Opponent	Att
09/02	W 25-22	at New York Jets (OT)	48,472
09/09	W 27-24	at Kansas City Chiefs	42,181
09/16	W 13-10	Baltimore Colts	73,889
09/24	W 26-7	Dallas Cowboys	80,123
09/30	L 10-31	at Houston Oilers	48,915
10/07	L 35-51	Pittsburgh Steelers	81,260
10/14	L 9-13	Washington Redskins	63,323
10/21	W 28-27	Cincinnati Bengals	75,119
10/28	W 38-20	at St. Louis Cardinals	47,845
11/04	W 24-19	at Philadelphia Eagles	69,019
11/11	L 24-29	Seattle Seahawks	72,440
11/18	W 30-24	Miami Dolphins (OT)	80,374
11/25	L 30-33	at Pittsburgh Steelers (OT)	48,773
12/02	W 14-7	Houston Oilers	69,112
12/09	L 14-19	at Oakland Raiders	52,641
12/16	L 12-16	at Cincinnati Bengals	42,183

Team Statistics	Browns	Opponent
Total First Downs	350	307
Rushing	125	136
Passing	189	158
Penalty	36	13
3rd Down: Made/Att	99/222	105/240
3rd Down Pct.	44.6%	43.8%
Total Net Yards	5,772	5,650
Avg. Per Game	360.8	353.1
Total Plays	1,092	1,076
Avg. Per Play	5.3	5.3

Passing	Att	Cmp	Yds	Pct	Av/At	TD	TD%	Int	Int%	LG	Tkld	Rating
Sipe, Brian	535	286	3,793	53.5	7.09	28	5.2	26	4.9	74	43/347	73.4
Miller, Mark	8	2	31	25.0	3.88	0	0.0	1	12.5	17	0/0	3.6
Evans, Johnny	2	1	14	50.0	7.00	0	0.0	0	0.0	14	0/0	72.9
Browns	545	289	3,838	53.0	7.04	28	5.1	27	5.0	74	43/347	72.1
Opponents	468	271	3,289	57.9	7.03	14	3.0	16	3.4	62	31/243	75.3

# YEAR BY YEAR

## 1980 REGULAR SEASON RESULTS (11-5)

Coach: Sam Rutigliano  
Top Draft Choice: RB Charles White

**1980 USUAL STARTING LINEUPS**

**Offense**

WR 85 Dave Logan  
LT 73 Doug Dieken  
LG 65 Henry Sheppard  
C 54 Tom DeLeone  
RG 64 Joe DeLamielleure  
RT 63 Cody Risien  
TE 82 Ozzie Newsome  
WR 33 Reggie Rucker  
QB 17 Brian Sipe  
FB 43 Mike Pruitt  
RB 34 Greg Pruitt

**Defense**

LDE 90 Marshall Harris  
NT 91 Henry Bradley  
RDE 77 Lyle Alzado  
LOLB 59 Charlie Hall  
LILB 56 Robert L. Jackson  
RILB 52 Dick Ambrose  
ROLB 57 Clay Matthews  
LCB 28 Ron Bolton  
RCB 49 Clinton Burrell  
FS 27 Thom Darden  
SS 22 Clarence Scott

Radio Announcers: Gib Shanley, Jim Mueller (WHK 1420 AM)

3rd Down Pct.	47.3%	47.7%	Browns	436	1,673	3.8	56t	15
Total Net Yards	5,588	5,626	Opponents	485	1,761	3.6	32	12
Avg. Per Game	349.3	351.6						
Total Plays	1,016	1,051	<b>Receiving</b>	<b>No</b>	<b>Yds</b>	<b>Avg</b>	<b>LG</b>	<b>TD</b>
Avg. Per Play	5.5	5.4	Pruitt, Mike	63	471	7.5	28	0
Net Yards Rushing	1,673	1,761	Rucker, Reggie	52	768	14.8	45	4
Avg. Per Game	104.6	110.1	Logan, Dave	51	822	16.1	65	4
Total Rushes	436	485	Newsome, Ozzie	51	594	11.6	44	3
Net Yards Passing	3,915	3,865	Pruitt, Greg	50	444	8.9	43	5
Avg. Per Game	244.7	241.6	Hill, Calvin	27	383	14.2	50	6
Sacked/Yards Lost	23/217	31/224	White, Charles	17	153	9.0	31t	1
Gross Yards	4,132	4,089	Feacher, Ricky	10	244	24.4	55t	4
Attempts/Completions	557/338	536/336	Adams, Willis	8	165	20.6	39	0
Completion Pct.	60.7%	62.7%	Wright, Keith	3	62	20.7	39t	3
Had Intercepted	14	22	Oden, McDonald	3	18	6.0	8	0
Punts/Avg.	66/38.3	63/37.4	Miller, Cleo	2	8	4.0	7	0
Net Punting Avg.	66/34.6	63/34.7	Browns	337	4,132	12.3	65	30
Penalties/Yards Lost	117/1,042	96/766	Opponents	336	4,089	12.2	72	23
Fumbles/Ball Lost	24/14	23/10						
Touchdowns	45	37	<b>Interceptions</b>	<b>No</b>	<b>Yds</b>	<b>Avg</b>	<b>LG</b>	<b>TD</b>
Rushing	15	12	Bolton, Ron	6	62	10.3	29	0
Passing	30	23	Burrell, Clinton	5	51	10.2	29	0
Returns	0	2	Darden, Thom	2	42	21.0	23	0
Avg. Time Of Possession	28:44	31:16	Jackson, Robert L.	2	15	7.5	9	0
			Scott, Clarence	2	14	7.0	9	0
			Hall, Charlie	2	3	1.5	3	0
			Davis, Oliver	1	70	70.0	47	0
			Matthews, Clay	1	6	6.0	6	0
			Johnson, Lawrence	1	3	3.0	3	0
			Browns	22	266	12.1	47	0
			Opponents	14	270	19.3	93t	0

**Score By Periods**

	1st	2nd	3rd	4th	OT	Tot
Browns	41	134	84	98	0	357
Opponents	32	69	109	100	0	310

**Scoring**

	Ru	Pa	Rt	Df	PAT	2Pt	2PtA	FG	Saf	TP	
Cockroft, Don	0	0	0	0	0	39/44	0	0	16/26	0	87
Pruitt, Mike	6	0	0	0	0	0	0	0	0	0	36
Hill, Calvin	0	6	0	0	0	0	0	0	0	0	36
White, Charles	5	1	0	0	0	0	0	0	0	0	36
Pruitt, Greg	0	5	0	0	0	0	0	0	0	0	30
Logan, Dave	0	4	0	0	0	0	0	0	0	0	24
Feacher, Ricky	0	4	0	0	0	0	0	0	0	0	24
Rucker, Reggie	0	4	0	0	0	0	0	0	0	0	24
Wright, Keith	0	3	0	0	0	0	0	0	0	0	18
Newsome, O.	0	3	0	0	0	0	0	0	0	0	18
Miller, Cleo	3	0	0	0	0	0	0	0	0	0	18
Sipe, Brian	1	0	0	0	0	0	0	0	0	0	6
Team, Stat	0	0	0	0	0	1	0	0	0	0	0
Browns	15	30	0	0	39/45	0	0	16/26	0	357	
Opponents	11	23	2	0	32/37	0	0	18/29	1	310	

**Rushing**

	No	Yds	Avg	LG	TD
Pruitt, Mike	249	1,034	4.2	56t	6
White, Charles	86	279	3.2	16	5
Pruitt, Greg	40	117	2.9	19	0
Miller, Cleo	28	139	5.0	50	3
Sipe, Brian	20	55	2.8	24	1
McDonald, Paul	3	-2	-0.7	0	0
Evans, Johnny	3	-6	-2.0	0	0
Hall, Dino	2	26	13.0	19	0
Newsome, Ozzie	2	13	6.5	9	0
Adams, Willis	2	7	3.5	15	0
Hill, Calvin	1	11	11.0	11	0

**Punting**

	No	Yds	Avg	In20	TB	LG	Blk
Evans, Johnny	66	2,530	38.3	12	7	56	0
Browns	66	2,530	38.3	12	7	56	0
Opponents	63	2,356	37.4	16	4	62	0

**Punt Returns**

	No	FC	Yds	Avg	LG	TD
Wright, Keith	29	4	129	4.4	15	0
Hall, Dino	6	3	41	6.8	14	0
Browns	35	7	170	4.9	15	0
Opponents	38	6	245	6.4	15	0

**Kickoff Returns**

	No	Yds	Avg	LG	TD
Hall, Dino	32	691	21.6	40	0
Wright, Keith	25	576	23.0	50	0
Miller, Cleo	2	22	11.0	13	0
White, Charles	1	20	20.0	20	0
Jackson, Robert E.	1	0	0.0	0	0
Flint, Judson	1	0	0.0	0	0
Darden, Thom	1	-1	-1.0	-1	0
Browns	63	1,308	20.8	50	0
Opponents	71	1,018	14.3	31	0

**Field Goals**

	1-19	20-29	30-39	40-49	50+	Tot
Cockroft, Don	0/0	6/7	5/7	5/9	0/3	16/26
Browns	0/0	6/7	5/7	5/9	0/3	16/26
Opponents	3/3	7/7	5/11	3/6	0/2	18/29

Passing	Att	Cmp	Yds	Pct	Av/At	TD	TD%	Int	Int%	LG	Tkld	Rating
Sipe, Brian	554	337	4,132	60.8	7.46	30	5.4	14	2.5	65	23/217	91.4
Cockroft, Don	1	0	0	0.0	0.00	0	0.0	0	0.0	0	0/0	39.6
Browns	555	337	4,132	60.7	7.45	30	5.4	14	2.5	65	23/217	91.2
Opponents	480	306	3,746	63.8	7.80	20	4.2	20	4.2	72	31/218	84.3

# YEAR BY YEAR

## 1981 REGULAR SEASON RESULTS (5-11)

Coach: Sam Rutigliano

Top Draft Choice: CB Hanford Dixon

### 1981 USUAL STARTING LINEUPS

#### Offense

WR	85	Dave Logan
LT	73	Doug Dieken
LG	68	R. Jackson, 65 H. Sheppard
C	54	T. DeLeon, 79 G. Sullivan
RG	64	Joe DeLamielleure
RT	63	Cody Risien
TE	82	Ozzie Newsome
WR	33	R. Rucker, 83 R. Feacher
QB	17	Brian Sipe
FB	43	Mike Pruitt
RB	34	G. Pruitt, 25 C. White

#### Defense

LDE	90	M. Harris, 97 T. Brown
NT	91	Henry Bradley
RDE	77	Lyle Alzado
LOLB	50	Don Goode
ULB	56	Robert L. Jackson
RILB	52	Dick Ambrose
ROLB	57	Clay Matthews
LCB	28	Ron Bolton
RCB	48	L. Johnson, 29 H. Dixon
SS	22	Clarence Scott
FS	49	C. Burrell, 27 T. Darden

Radio Announcers:

Gib Shanley, Jim Mueller (WHK 1420 AM)

Avg. Per Game	369.7	337.1
Total Plays	1,138	1,016
Avg. Per Play	5.2	5.3
Net Yards Rushing	1,929	2,078
Avg. Per Game	120.6	129.9
Total Rushes	474	516
Net Yards Passing	3,986	3,289
Avg. Per Game	249.1	205.6
Sacked/Yards Lost	40/353	31/223
Gross Yards	4,339	3,512
Attempts/Completions	624/348	469/275
Completion Pct.	55.8%	58.6%
Had Intercepted	27	15
Punts/Avg.	68/42.4	78/40.7
Net Punting Avg.	68/38.7	78/35.9
Penalties/Yards Lost	109/971	100/870
Fumbles/Ball Lost	38/26	31/20
Touchdowns	32	45
Rushing	11	14
Passing	21	28
Returns	0	3
Avg. Time Of Possession	30:59	29:01

Score By Periods						
	1st	2nd	3rd	4th	OT	Tot
Browns	31	109	55	81	0	— 276
Opponents	89	103	82	98	3	— 375

Scoring												
	Ru	Pa	Rt	DT	PAT	Z	Ru	2	Pa	FG	Saf	Tp
Bahr, Matt	0	0	0	0	22/22	0	0	13/20	0	61		
Pruitt, Mike	7	1	0	0	0/0	0	0	0/0	0	48		
Newsome, O.	0	6	0	0	0/0	0	0	0/0	0	36		
Logan, Dave	0	4	0	0	0/0	0	0	0/0	0	24		
Pruitt, Greg	0	4	0	0	0/0	0	0	0/0	0	24		
Jacobs, Dave	0	0	0	0	9/10	0	0	4/12	0	21		
Feacher, Ricky	0	3	0	0	0/0	0	0	0/0	0	18		
Hill, Calvin	0	2	0	0	0/0	0	0	0/0	0	12		
Miller, Cleo	2	0	0	0	0/0	0	0	0/0	0	12		
Rucker, Reggie	0	1	0	0	0/0	0	0	0/0	0	6		
White, Charles	1	0	0	0	0/0	0	0	0/0	0	6		
Sipe, Brian	1	0	0	0	0/0	0	0	0/0	0	6		
Team, Stat	0	0	0	0	0/0	0	0	0/0	1	2		
Cox, Steve	0	0	0	0	0/0	0	0	0/1	0	0		
Browns	11	21	0	0	31/32	0	0	17/33	1	276		
Opponents	14	28	3	0	40/45	0	0	21/34	1	375		

Rushing						
	No	Yds	Avg	LG	TD	
Pruitt, Mike	247	1,103	4.5	21	7	
White, Charles	97	342	3.5	26	1	
Miller, Cleo	52	165	3.2	13	2	
Sipe, Brian	38	153	4.0	22	1	
Pruitt, Greg	31	124	4.0	15	0	
Hill, Calvin	4	23	5.8	9	0	
Newsome, Ozzie	2	20	10.0	14	0	
McDonald, Paul	2	0	0.0	2	0	
Feacher, Ricky	1	-1	-1.0	-1	0	
Browns	474	1,929	4.1	26	11	
Opponents	516	2,078	4.0	29	14	

Receiving						
	No	Yds	Avg	LG	TD	
Newsome, Ozzie	69	1,002	14.5	62	6	
Pruitt, Greg	65	636	9.8	33	4	
Pruitt, Mike	63	442	7.0	21	1	
Logan, Dave	31	497	16.0	40	4	
Feacher, Ricky	29	654	22.6	48	3	
Rucker, Reggie	27	532	19.7	49	1	
White, Charles	27	219	8.1	21	0	
Hill, Calvin	17	150	8.8	23	2	
Miller, Cleo	16	139	8.7	17	0	
Fulton, Dan	2	38	19.0	27	0	
Adams, Willis	1	24	24.0	24	0	
Oden, McDonald	1	6	6.0	6	0	
Browns	348	4,339	12.5	62	21	
Opponents	275	3,512	12.8	60	28	

Interceptions						
	No	Yds	Avg	LG	TD	
Scott, Clarence	4	46	11.5	26	0	
Darden, Thom	3	68	22.7	45	0	
Flint, Judson	2	33	16.5	33	0	
Matthews, Clay	2	14	7.0	8	0	
Bolton, Ron	1	3	3.0	3	0	
Goode, Don	1	1	1.0	1	0	
Logan, Dave	1	0	0.0	0	0	
Ambrose, Dick	1	0	0.0	0	0	
Browns	15	165	11.0	45	0	
Opponents	27	347	12.9	82	0	

Punting							
	No	Yds	Avg	in20	TB	LG	Blk
Cox, Steve	68	2,884	42.4	11	12	66	2
Browns	68	2,884	42.4	11	12	66	2
Opponents	78	3,173	40.7	20	6	59	0

Punt Returns							
	No	FC	Yds	Avg	LG	TD	
Hall, Dino	33	6	248	7.5	40	0	
Montgomery, C.	17	0	121	7.1	17	0	
Browns	50	6	369	7.4	40	0	
Opponents	30	4	253	8.4	34	0	

Kickoff Returns						
	No	Yds	Avg	LG	TD	
Hall, Dino	36	813	22.6	48	0	
Montgomery, C.	14	334	23.9	38	0	
White, Charles	12	243	20.3	32	0	
Pruitt, Greg	3	82	27.3	30	0	
Miller, Cleo	3	35	11.7	22	0	
Brown, Thomas	2	17	8.5	10	0	
Johnson, Eddie	1	7	7.0	7	0	
Miller, Matt	1	6	6.0	6	0	
Browns	72	1,537	21.3	48	0	
Opponents	45	1,156	25.7	88	0	

Field Goals						
	1-19	20-29	30-38	40-49	50+	Tot
Bahr, Matt	3/3	5/5	5/9	0/2	0/1	13/20
Jacobs, Dave	0/0	2/3	2/6	0/1	0/2	4/12
Cox, Steve	0/0	0/0	0/0	0/0	0/1	0/1
Browns	3/3	7/8	7/15	0/3	0/4	17/33
Opponents	1/1	8/12	6/9	5/11	1/1	21/34

Date	Result	Opponent	Att
09/07	L 14-44	San Diego Chargers	78,904
09/13	L 3-9	Houston Oilers	79,483
09/20	W 20-17	at Cincinnati Bengals	52,170
09/27	W 28-17	Atlanta Falcons	78,283
10/04	L 16-27	at Los Angeles Rams	63,324
10/11	L 7-13	at Pittsburgh Steelers	53,255
10/18	W 20-17	New Orleans Saints	76,059
10/25	W 42-28	Baltimore Colts	78,986
11/01	L 13-22	at Buffalo Bills	78,266
11/08	L 20-23	at Denver Broncos (OT)	74,859
11/15	W 15-12	at San Francisco 49ers	52,445
11/22	L 10-32	Pittsburgh Steelers	77,958
11/29	L 21-41	Cincinnati Bengals	75,106
12/03	L 13-17	at Houston Oilers	44,502
12/12	L 13-14	New York Jets	56,866
12/20	L 21-42	at Seattle Seahawks	51,435

Team Statistics		
	Browns	Opponent
Total First Downs	364	299
Rushing	131	119
Passing	196	157
Penalty	37	23
3rd Down: Made/Att	92/225	78/212
3rd Down Pct.	40.9%	36.8%
Total Net Yards	5,915	5,394

Passing												
	Att	Cmp	Yds	Pct	Avg/Att	TD	TD%	Int	Int%	LG	TKld	Rating
Sipe, Brian	567	313	3,876	55.2	6.84	17	3.0	25	4.4	62	34/310	68.2
McDonald, Paul	57	35	463	61.4	8.12	4	7.0	2	3.5	46	6/43	95.9
Browns	624	348	4,339	55.8	6.95	21	3.4	27	4.3	62	40/353	70.7
Opponents	469	275	3,512	58.6	7.49	28	6.0	15	3.2	60	29/223	88.7

# YEAR BY YEAR

## 1982 REGULAR SEASON RESULTS (4-5)

**Coach:** Sam Rutigliano  
**Top Draft Choice:** LB Chip Banks

### 1982 USUAL STARTING LINEUPS

**Offense**

WR 85 Dave Logan  
 LT 73 Doug Dieken  
 LG 68 Robert E. Jackson  
 C 54 Tom DeLeone  
 RG 64 Joe DeLamielleure  
 RT 63 Cody Risien  
 TE 82 Ozzie Newsome  
 WR 83 Ricky Feacher  
 QB 17 B. Sipe, 16 P. McDonald  
 FB 43 Mike Pruitt  
 RB 25 Charles White

**Defense**

LDE 90 Marshall Harris  
 NT 91 H. Bradley, 79 B. Golic  
 RDE 92 M. Robinson, 99 K. Baldwin  
 LOLB 56 Chip Banks  
 LILB 50 Tom Cousineau  
 RILB 52 Dick Ambrose  
 ROLB 57 C. Mathews, 55 C. Weathers  
 LCB 28 R. Bolton, 48 L. Johnson  
 RCB 29 Hanford Dixon  
 SS 49 Clinton Burrell  
 FS 22 Clarence Scott

**Radio Announcers:**  
 Gib Shanley, Jim Mueller (WHK 1420 AM)

Total Plays	616	594	Logan, Dave	23	346	15.0	56t	2
Avg. Per Play	4.4	5.3	Pruitt, Mike	22	140	6.4	13	0
Net Yards Rushing	873	1,292	Walker, Dwight	8	136	17.0	46	0
Avg. Per Game	97.0	143.6	Hall, Dino	5	78	15.6	31	1
Total Rushes	256	306	Miller, Cleo	3	20	6.7	11	0
Net Yards Passing	1,845	1,822	Fulton, Dan	1	9	9.0	9	0
Avg. Per Game	205.0	202.4	Oden, McDonald	1	4	4.0	4	0
Sacked/Yards Lost	26/212	22/145	Browns	174	2,057	11.8	56t	9
Gross Yards	2,057	1,967	Opponents	144	1,967	13.7	60	9
Attempts/Completions	334/174	266/144						
Completion Pct.	52.1%	54.1%	<b>Interceptions</b>	<b>No</b>	<b>Yds</b>	<b>Avg</b>	<b>LG</b>	<b>TD</b>
Had Intercepted	16	17	Dixon, Hanford	4	22	5.5	22	0
Punts/Avg.	48/39.3	40/38.8	Johnson, Lawrence	4	17	4.3	17	0
Net Punting Avg.	48/34.8	40/35.5	Scott, Clarence	3	29	9.7	24	0
Penalties/Yards Lost	59/461	57/436	Banks, Chip	1	14	14.0	14	0
Fumbles/Ball Lost	15/8	20/11	Burrell, Clinton	1	14	14.0	14t	0
Touchdowns	17	23	Cousineau, Tom	1	6	6.0	6	0
Rushing	7	13	Ambrose, Dick	1	0	0.0	0	0
Passing	9	9	Bolton, Ron	1	0	0.0	0	0
Returns	1	1	Flint, Judson	1	0	0.0	0	0
Avg. Time Of Possession	30:00	30:00	Browns	17	102	6.0	24	0
			Opponents	16	164	10.3	37	0

### Score By Periods

	1st	2nd	3rd	4th	OT	Tot.
Browns	20	34	24	62	0	140
Opponents	28	60	38	56	0	162

### Scoring

	Ru	Pa	Rt	DI	PAT	2Ru	2Pa	FG	Sa	Tp	
Bahr, Matt	0	0	0	0	17/17	0	0	0	7/15	0	38
Feacher, Ricky	0	3	0	0	0/0	0	0	0	0/0	0	18
Newsome, O.	0	3	0	0	0/0	0	0	0	0/0	0	18
Pruitt, Mike	3	0	0	0	0/0	0	0	0	0/0	0	18
White, Charles	3	0	0	0	0/0	0	0	0	0/0	0	18
Logan, Dave	0	2	0	0	0/0	0	0	0	0/0	0	12
Burrell, Clinton	0	1	0	0	0/0	0	0	0	0/0	0	6
Davis, Johnny	1	0	0	0	0/0	0	0	0	0/0	0	6
Hall, Dino	0	1	0	0	0/0	0	0	0	0/0	0	6
Cox, Steve	0	0	0	0	0/0	0	0	0	0/1	0	0
Browns	7	9	1	0	17/17	0	0	7/16	0	140	
Opponents	13	9	1	0	21/23	0	0	7/11	1	182	

### Rushing

	No	Yds	Avg	LG	TD
Pruitt, Mike	143	516	3.6	17	3
White, Charles	69	259	3.8	18t	3
Miller, Cleo	16	61	3.8	17	0
Sipe, Brian	13	44	3.4	12	0
McDonald, Paul	7	-3	-0.4	10	0
Davis, Johnny	4	3	0.8	2	1
Hall, Dino	2	14	7.0	13	0
Cox, Steve	2	-11	-5.5	0	0
Browns	256	883	3.4	18t	7
Opponents	306	1,292	4.2	34	13

### Receiving

	No	Yds	Avg	LG	TD
Newsome, Ozzie	49	633	12.9	54	3
White, Charles	34	283	8.3	36	0
Feacher, Ricky	28	408	14.6	46	3

### Punting

	No	Yds	Avg	In20	TB	LG	Blk
Cox, Steve	48	1,887	39.3	11	6	52	1
Browns	48	1,887	39.3	11	6	52	1
Opponents	40	1,552	38.8	9	2	54	0

### Punt Returns

	No	FC	Yds	Avg	LG	TD
Walker, Dwight	19	6	101	5.3	14	0
Hall, Dino	4	0	33	8.3	10	0
Browns	23	6	134	5.8	14	0
Opponents	30	2	216	7.2	24	0

### Kickoff Returns

	No	Yds	Avg	LG	TD
Hall, Dino	22	430	19.5	32	0
Walker, Dwight	13	295	22.7	36	0
Nicolas, Scott	2	16	8.0	10	0
Green, David	1	13	13.0	13	0
Browns	38	754	19.8	36	0
Opponents	23	424	18.4	30	0

### Field Goals

	1-19	20-29	30-39	40-49	50+	Tot.
Bahr, Matt	1/1	3/4	1/3	2/7	0/0	7/15
Cox, Steve	0/0	0/0	0/0	0/0	0/1	0/1
Browns	1/1	3/4	1/3	2/7	0/1	7/16
Opponents	0/0	2/2	2/4	3/4	0/1	7/11

Date	Result	Opponent	Att.
09/12	W 21-7	at Seattle Seahawks	55,907
09/19	L 21-24	Philadelphia Eagles	78,830
11/21	W 10-7	New England Patriots	51,281
11/25	L 14-31	at Dallas Cowboys	46,267
12/05	L 13-30	San Diego Chargers	54,064
12/12	L 10-23	at Cincinnati Bengals	54,305
12/19	W 10-9	Pittsburgh Steelers	67,139
12/26	W 20-14	at Houston Oilers	36,559
01/02	L 21-37	at Pittsburgh Steelers	52,312
		<b>Playoff</b>	
01/08	L 10-27	at Los Angeles Raiders	56,555

Team Statistics	Browns	Opponent
Total First Downs	176	189
Rushing	64	62
Passing	96	94
Penalty	16	13
3rd Down: Made/Att	43/127	52/106
3rd Down Pct.	33.9%	49.1%
4th Down: Made/Att	5/6	3/8
4th Down Pct.	83.3%	37.5%
Total Net Yards	2,708	3,141
Avg. Per Game	300.9	349.0

Passing	Att	Cmp	Yds	Pct	Av/At	TD	TD%	Int	Int%	LG	Tkld	Ratng
Sipe, Brian	185	101	1,064	54.6	5.75	4	2.2	8	4.3	40t	13/17	60.7
McDonald, Paul	149	73	993	49.0	6.66	5	3.4	8	5.4	56t	13/95	59.5
Browns	334	174	2,057	52.1	6.16	9	2.7	16	4.8	56t	26/212	60.2
Opponents	266	144	1,967	54.1	7.39	9	3.4	17	6.4	60	22/145	62.7

# YEAR BY YEAR

## 1983 REGULAR SEASON RESULTS (9-7)

Coach: Sam Rutigliano  
 Top Draft Choice: WR Ron Brown

**1983 USUAL STARTING LINEUPS**

Offense

WR 89 B. Jones, 83 R. Feacher  
 LT 73 Doug Dieken  
 LG 68 Robert E. Jackson  
 C 61 Mike Baab  
 RG 64 Joe DeLamielleure  
 RT 63 Cody Risien  
 TE 82 Ozzie Newsome  
 WR 85 D. Logan, 80 W. Adams  
 QB 17 Brian Sipe  
 FB 43 M. Pruitt, 38 J. Davis  
 RB 30 Boyce Green

Defense

LDE 96 Reggie Camp  
 NT 79 Bob Golic  
 RDE 99 K. Baldwin, 94 E. Franks  
 LOLB 56 Chip Banks  
 LILB 52 D. Ambrose, 58 S. Nicholas  
 RILB 50 Tom Cousineau  
 ROLB 57 Clay Matthews  
 LCB 48 Lawrence Johnson  
 RCB 29 Hanford Dixon  
 SS 49 C. Burrell, 22 C. Scott  
 FS 21 Mike Whitwell

Radio Announcers:  
 Gib Shanley, Jim Mueller (WHK 1420 AM)

Total Plays	1,065	1,030
Avg. Per Play	5.2	5.0
Net Yards Rushing	1,922	2,065
Avg. Per Game	120.1	129.1
Total Rushes	465	528
Net Yards Passing	3,661	3,074
Avg. Per Game	228.8	192.1
Sacked/Yards Lost	33/271	33/239
Gross Yards	3,932	3,323
Attempts/Completions	567/324	469/280
Completion Pct.	57.1%	59.7%
Held Intercepted	28	22
Punts/Avg.	70/40.8	73/40.5
Net Punting Avg.	70/36.4	73/36.2
Penalties/Yards Lost	115/988	105/940
Fumbles/Ball Lost	21/10	30/10
Touchdowns	42	42
Rushing	13	15
Passing	27	22
Returns	2	5
Avg. Time Of Possession	30:50	29:10

Score By Periods	1st	2nd	3rd	4th	OT	Tot.
Browns	76	120	82	66	12	356
Opponents	70	125	63	84	0	342

Scoring	Ru	Pa	Rt	PT	2Ru	2Pa	FG	Saf	TP	
Bahr, Matt	0	0	0	0	38/40	0	0	21/24	0	101
Pruitt, Mike	10	2	0	0	0	0	0	0	0	72
Newsome, O.	0	6	0	0	0	0	0	0	0	36
Jones, Bobby	0	4	0	0	0	0	0	0	0	24
Green, Boyce	3	1	0	0	0	0	0	0	0	24
Feacher, Ricky	0	3	0	0	0	0	0	0	0	18
Holt, Harry	0	3	0	0	0	0	0	0	0	18
Adams, Willis	0	2	0	0	0	0	0	0	0	12
Belk, Rocky	0	2	0	0	0	0	0	0	0	12
Logan, Dave	0	2	0	0	0	0	0	0	0	12
Walker, Dwight	0	1	0	0	0	0	0	0	0	6
Banks, Chip	0	0	1	0	0	0	0	0	0	6
Golic, Bob	0	0	1	0	0	0	0	0	0	6
Dieken, Doug	0	1	0	0	0	0	0	0	0	6
Cox, Steve	0	0	0	0	0	0	1	1	0	3
Browns	13	27	2	0	38/40	0	0	22/25	0	356
Opponents	15	22	5	0	40/42	0	0	16/22	1	342

Rushing	No	Yds	Avg	LG	TD
Pruitt, Mike	293	1,184	4.0	27	10
Green, Boyce	104	497	4.8	29	3
Sipe, Brian	26	56	2.2	9	0
Walker, Dwight	19	100	5.3	15	0
Davis, Johnny	13	42	3.2	16	0
McDonald, Paul	3	17	5.7	10	0
Holt, Harry	3	8	2.7	4	0
Jones, Bobby	1	19	19.0	19	0
Adams, Willis	1	2	2.0	2	0
Hall, Dino	1	2	2.0	2	0
Belk, Rocky	1	-5	-5.0	-5	0
Browns	465	1,922	4.1	29	13
Opponents	528	2,065	3.9	40	15

Receiving	No	Yds	Avg	LG	TD
Newsome, Ozzie	89	970	10.9	66t	6
Logan, Dave	37	627	16.9	34	2
Jones, Bobby	36	507	14.1	32t	4
Pruitt, Mike	30	157	5.2	21	2
Holt, Harry	29	420	14.5	48t	3
Walker, Dwight	29	273	9.4	35t	1
Green, Boyce	25	167	6.7	33	1
Adams, Willis	20	374	18.7	59	2
Feacher, Ricky	13	217	16.7	42t	3
Belk, Rocky	5	141	28.2	64t	2
Davis, Johnny	5	20	4.0	10	0
Hall, Dino	4	33	8.3	18	0
Dieken, Doug	1	14	14.0	14t	1
Stracka, Tim	1	12	12.0	12	0
Browns	324	3,332	12.1	66t	27
Opponents	280	3,312	11.8	80t	22

Interceptions	No	Yds	Avg	LG	TD
Cousineau, Tom	4	47	11.8	15	0
Banks, Chip	3	95	31.7	65t	1
Whitwell, Mike	3	67	22.3	28	0
Dixon, Hanford	3	41	13.7	35	0
Burrell, Clinton	2	0	0.0	0	0
Johnson, Lawrence	2	0	0.0	0	0
Scott, Clarence	2	0	0.0	0	0
Pruitt, Rod	1	21	21.0	21	0
Gross, Al	1	18	18.0	18	0
Golic, Bob	1	7	7.0	7t	1
Browns	22	296	13.5	65t	2
Opponents	28	508	18.1	73t	0

Punting	No	Yds	Avg	In20	TB	LG	Blk
Gossett, Jeff	70	2,854	40.8	17	8	60	0
Browns	70	2,854	40.8	17	8	60	0
Opponents	73	2,954	40.5	18	5	61	0

Punt Returns	No	FC	Yds	Avg	LG	TD
Hall, Dino	39	12	284	7.3	19	0
Walker, Dwight	3	0	26	8.7	13	0
Browns	42	12	310	7.4	19	0
Opponents	30	10	309	10.3	66	0

Kickoff Returns	No	Yds	Avg	LG	TD
Walker, Dwight	29	627	21.6	38	0
Green, Boyce	17	350	20.6	30	0
Hall, Dino	11	237	21.5	28	0
Ferguson, Vagas	2	36	18.0	27	0
Nicolas, Scott	2	29	14.5	15	0
Davis, Johnny	1	8	8.0	8	0
Contz, Bill	1	3	3.0	3	0
Browns	63	1,290	20.5	38	0
Opponents	61	1,155	18.9	93t	0

Field Goals	1-19	20-29	30-39	40-49	50+	Tot.
Bahr, Matt	1/1	9/9	5/6	6/7	0/1	21/24
Cox, Steve	0/0	0/0	0/0	0/0	1/1	1/1
Browns	1/1	9/9	5/6	6/7	1/2	22/25
Opponents	2/2	5/6	4/6	2/5	1/1	14/20

Team Statistics	Browns	Opponent
Total First Downs	327	309
Rushing	113	138
Passing	186	155
Penalty	28	16
3rd Down: Made/Att	99/222	82/204
3rd Down Pct.	44.6%	40.2%
4th Down: Made/Att	8/16	4/14
4th Down Pct.	50.0%	28.6%
Total Net Yards	5,583	5,139
Avg. Per Game	348.9	321.2

Passing	Att	Cmp	Yds	Pct	Av/At	TD	TD%	Int	Int%	LG	Tkld	Rating
Sipe, Brian	496	291	3,566	58.7	7.19	26	5.2	23	4.6	66t	27/233	79.1
McDonald, Paul	68	32	351	47.1	5.16	1	1.5	4	5.9	27	6/38	43.2
Walker, Dwight	3	1	25	33.3	8.33	0	0.0	1	33.3	25	0/0	25.0
Browns	567	324	3,942	57.1	6.95	27	4.8	28	4.9	66t	33/271	74.0
Opponents	469	280	3,313	59.7	7.06	21	4.5	22	4.7	80t	32/239	76.6

# YEAR BY YEAR

## 1984 REGULAR SEASON RESULTS (5-11)

Coach: Sam Rutigliano/Marty Schottenheimer  
 Top Draft Choice: S Don Rogers

**1984 USUAL STARTING LINEUPS**

**Offense**

WR	83	R. Feacher, 86 B. Brennan
LT	73	Doug Dieken
LG	68	Robert E. Jackson
C	61	Mike Baab
RG	64	Joe DeLamielleure
RT	75	Bill Contz
TE	82	Ozzie Newsome
WR	84	D. Harris, 86 B. Brennan
QB	16	Paul McDonald
FB	38	Johnny Davis
RB	43	M. Pruitt, 30 B. Green

**Defense**

LDE	96	Reggie Camp
NT	79	Bob Golic
RDE	99	Keith Baldwin
LOLB	56	Chip Banks
LILB	51	Eddie Johnson
RILB	50	Tom Cousineau
ROLB	57	Clay Matthews
LCB	48	L. Johnson, 31 F. Minnifield
RCB	29	Hanford Dixon
SS	27	Al Gross
FS	20	Don Rogers

Radio Announcers:  
 Gib Shanley, Jim Mueller (WHK 1420 AM)

Date	Result	Opponent	Att
09/03	L 0-33	at Seattle Seahawks	59,540
09/09	L 17-20	at Los Angeles Rams	43,043
09/16	L 14-24	Denver Broncos	61,980
09/23	W 20-10	Pittsburgh Steelers	77,312
09/30	L 6-10	at Kansas City Chiefs	40,785
10/07	L 16-17	New England Patriots	53,036
10/14	L 20-24	New York Jets	55,573
10/21	L 9-12	at Cincinnati Bengals	50,667
10/28	L 14-16	New Orleans Saints	52,489
11/04	W 13-10	at Buffalo Bills	33,343
11/11	L 7-41	San Francisco 49ers	60,092
11/18	W 23-7	at Atlanta Falcons	28,280
11/25	W 27-10	Houston Oilers	46,077
12/02	L 17-20	Cincinnati Bengals (OT)	51,774
12/09	L 20-23	at Pittsburgh Steelers	55,825
12/16	W 27-20	at Houston Oilers	33,676

Team Statistics	Browns	Opponent
Total First Downs	295	270
Rushing	89	103
Passing	180	145
Penalty	26	22
3rd Down: Made/Att	89/228	86/217
3rd Down Pct.	39.0%	39.6%
4th Down: Made/Att	6/13	4/13
4th Down Pct.	46.2%	30.8%
Total Net Yards	4,828	4,641
Avg. Per Game	301.8	290.1
Total Plays	1,039	995

Avg. Per Play	4.6	4.7
Net Yards Rushing	1,696	1,945
Avg. Per Game	106.0	121.6
Total Rushes	489	494
Net Yards Passing	3,132	2,696
Avg. Per Game	195.8	168.5
Sacked/Yards Lost	55/358	43/353
Gross Yards	3,490	3,049
Attempts/Completions	495/273	458/261
Completion Pct.	55.2%	57.0%
Had Intercepted	23	20
Punts/Avg.	76/42.3	77/40.6
Net Punting Avg.	76/35.8	77/36.4
Penalties/Yards Lost	111/928	108/765
Fumbles/Ball Lost	31/16	34/15
Touchdowns	25	30
Rushing	10	10
Passing	14	15
Returns	1	5
Avg. Time Of Possession	30:52	29:08

Score By Periods	1st	2nd	3rd	4th	OT	Tot.
Browns	54	81	44	71	0	250
Opponents	61	97	53	83	3	297

Scoring	Ru	Pa	Rt	DT	PAT	2Ru/2Pa	FG	Sal	TP	
Bahr, Matt	0	0	0	0	25/25	0	0	24/32	0	97
Pruitt, Mike	6	0	0	0	0/0	0	0	0/0	0	36
Newsome, O.	0	5	0	0	0/0	0	0	0/0	0	30
Brennan, Brian	3	0	0	0	0/0	0	0	0/0	0	18
Byner, Earnest	2	0	1	0	0/0	0	0	0/0	0	18
Davis, Bruce	0	2	0	0	0/0	0	0	0/0	0	12
Harris, Durieil	0	2	0	0	0/0	0	0	0/0	0	12
Feacher, Ricky	0	1	0	0	0/0	0	0	0/0	0	6
Davis, Johnny	1	0	0	0	0/0	0	0	0/0	0	6
Green, Boyce	0	1	0	0	0/0	0	0	0/0	0	6
McDonald, P.	1	0	0	0	0/0	0	0	0/0	0	6
Cox, Steve	0	0	0	0	0/0	0	0	1/3	0	3
Browns	10	14	1	0	25/25	0	0	25/35	0	250
Opponents	9	15	5	0	30/30	0	0	29/33	0	297

Punting	No	Yds	Avg	In20	TB	LG	Bk
Cox, Steve	74	3,213	43.4	16	8	69	2
Team	2	0	0.0	0	0	0	0
Browns	76	3,213	42.3	16	8	69	2
Opponents	77	3,123	40.6	21	7	61	0

Punt Returns	No	FC	Yds	Avg	LG	TD
Brennan, Brian	25	10	199	8.0	19	0
Harris, Durieil	9	0	73	8.1	13	0
Walker, Dwight	6	3	50	8.3	13	0
Browns	40	13	322	8.1	19	0
Opponents	43	7	489	11.4	42	0

Kickoff Returns	No	Yds	Avg	LG	TD
Byner, Earnest	22	415	18.9	28	0
Davis, Bruce	18	369	20.5	40	0
Brown, Preston	8	136	17.0	27	0
Young, Glen	5	134	26.8	36	0
White, Charles	5	80	16.0	23	0
Nicolas, Scott	1	12	12.0	12	0
Contz, Bill	1	10	10.0	10	0
Holt, Harry	1	1	1.0	1	0
Browns	61	1,157	19.0	40	0
Opponents	52	1,159	22.3	46	0

Field Goals	1-19	20-29	30-39	40-49	50+	Tot.
Bahr, Matt	3/3	12/12	2/7	6/9	1/1	24/32
Cox, Steve	0/0	0/0	0/0	0/0	1/3	1/3
Browns	3/3	12/12	2/7	6/9	2/4	25/35
Opponents	0/0	13/13	7/9	7/9	2/2	29/33

Passing	Att	Cmp	Yds	Pct	Aw/At	TD	TD%	Int	Int%	LG	Tkld	Rating
McDonald, Paul	493	271	3,472	55.0	7.04	14	2.8	23	4.7	64	53/345	67.3
Cox, Steve	1	1	16	100.0	16.00	0	0.0	0	0.0	16	0/0	118.8
Flick, Tom	1	1	2	100.0	2.00	0	0.0	0	0.0	2	2/13	79.2
Browns	495	273	3,490	55.2	7.05	14	2.8	23	4.6	64	55/358	67.5
Opponents	458	261	3,049	57.0	6.66	15	3.3	20	4.4	61t	43/353	70.0

# YEAR BY YEAR

## 1985 REGULAR SEASON RESULTS (8-8)

Coach: Marty Schottenheimer  
Top Draft Choice: RB Greg Allen

**1985 USUAL STARTING LINEUPS**

**Offense**

WR 85 Clarence Weathers  
LT 74 P. Farren, 77 R. Bolden  
LG 62 George Lija  
C 61 Mike Baab  
RG 69 D. Fike, 77 R. Bolden  
RT 63 Cody Risien  
TE 82 Ozzie Newsome  
WR 86 B. Brennan, 83 F. Banks  
QB 19 B. Kosar, 18 G. Danielson  
FB 34 Kevin Mack  
RB 44 Earnest Byner

**Defense**

LDE 96 Reggie Camp  
NT 79 Bob Golic  
RDE 78 Carl Hairston  
LOLB 56 Chip Banks  
LILB 51 Eddie Johnson  
RILB 50 T. Cousineau, 58 S. Nicholas  
ROLB 57 Clay Matthews  
LCB 31 Frank Minnifield  
RCB 29 Hanford Dixon  
SS 27 Al Gross  
FS 20 Don Rogers

Radio Announcers:  
Nev Chandler, Doug Dieken, Jim Mueller (WHK 1420 AM)

Date	Result	Opponent	Att.
09/08	L 24-27	St. Louis Cardinals (OT)	62,107
09/16	W 17-7	Pittsburgh Steelers	79,042
09/22	L 7-20	at Dallas Cowboys	61,456
09/29	W 21-7	at San Diego Chargers	52,107
10/06	W 24-20	New England Patriots	62,139
10/13	W 21-6	at Houston Oilers	38,386
10/20	L 20-21	Los Angeles Raiders	77,928
10/27	L 7-14	Washington Redskins	78,540
11/03	L 9-10	at Pittsburgh Steelers	51,976
11/10	L 10-27	at Cincinnati Bengals	57,293
11/17	W 17-7	Buffalo Bills	50,764
11/24	W 24-6	Cincinnati Bengals	74,439
12/01	W 35-33	at New York Giants	66,482
12/08	L 13-31	at Seattle Seahawks	58,477
12/15	W 28-21	Houston Oilers	50,793
12/22	W 38-17	at New York Jets	59,073
		<b>Playoff</b>	
01/04	L 21-24	at Miami Dolphins	75,128

Team Statistics	Browns	Opponent
Total First Downs	271	297
Rushing	119	106
Passing	128	172
Penalty	24	19
3rd Down: Made/Att	79/216	83/228
3rd Down Pct.	36.6%	36.4%

4th Down: Made/Att	13/21	7/15
4th Down Pct.	61.9%	46.7%
Total Net Yards	4,921	4,958
Avg. Per Game	307.6	309.9
Total Plays	989	1,050
Avg. Per Play	5.0	4.7
Net Yards Rushing	2,285	1,851
Avg. Per Game	142.8	115.7
Total Rushes	539	497
Net Yards Passing	2,636	3,107
Avg. Per Game	164.8	194.2
Sacked/Yards Lost	36/249	44/353
Gross Yards	2,885	3,460
Attempts/Completions	414/222	509/289
Completion Pct.	53.6%	56.8%
Had Intercepted	13	18
Punts/Avg.	81/40.3	91/42.2
Net Punting Avg.	81/36.5	91/38.1
Penalties/Yards Lost	99/751	102/773
Fumbles/Ball Lost	40/23	28/9
Touchdowns	35	34
Rushing	16	14
Passing	17	18
Returns	2	2
Avg. Time Of Possession	28:52	31:08

Score By Periods	1st	2nd	3rd	4th	OT	Tot.
Browns	44	68	78	97	0	— 287
Opponents	75	81	50	85	3	— 294

Scoring	R	P	Pa	Rt	DT	PAT	2Pt	FC	FG	SA	TP
Bahr, Matt	0	0	0	0	0	35/35	0	0	14/18	0	77
Byner, Earnest	8	2	0	0	0	0/0	0	0	0/0	0	60
Mack, Kevin	7	3	0	0	0	0/0	0	0	0/0	0	60
Newsome, O	5	0	0	0	0	0/0	0	0	0/0	0	30
Weathers, C	0	3	0	0	0	0/0	0	0	0/0	0	18
Banks, Fred	0	2	0	0	0	0/0	0	0	0/0	0	12
Brennan, Brian	0	1	0	0	0	0/0	0	0	0/0	0	6
Young, Glen	0	1	0	0	0	0/0	0	0	0/0	0	6
Holt, Harry	0	1	0	0	0	0/0	0	0	0/0	0	6
Gross, Al	0	0	1	0	0	0/0	0	0	0/0	0	6
Kosar, Bernie	1	0	0	0	0	0/0	0	0	0/0	0	6
Browns	16	17	2	0	35/35	0	0	14/18	0	287	
Opponents	14	18	2	0	33/34	0	0	20/28	0	294	

Rushing	No	Yds	Avg	LG	TD
Byner, Earnest	244	1,002	4.1	36	8
Mack, Kevin	222	1,104	5.0	61	7
Danielson, Gary	27	126	4.7	28	0
Kosar, Bernie	26	-12	-0.5	10	1
Allen, Greg	8	32	4.0	8	0
Davis, Johnny	4	9	2.3	5	0
Dickey, Curtis	2	6	3.0	5	0
Weathers, Clarence	1	18	18.0	18	0
Baab, Mike	1	0	0.0	0	0
Browns	535	2,285	4.3	61	16
Opponents	497	1,851	3.7	58	14

Receiving	No	Yds	Avg	LG	TD
Newsome, Ozzie	62	711	11.5	38	5

Byner, Earnest	45	460	10.2	31	2
Brennan, Brian	32	487	15.2	57	0
Mack, Kevin	29	297	10.2	43	3
Weathers, Clarence	16	449	28.1	72t	3
Adams, Willis	10	132	13.2	22	0
Holt, Harry	10	95	9.5	23	1
Young, Glen	5	111	22.2	45t	1
Banks, Fred	5	62	12.4	17t	2
Jefferson, John	3	30	10.0	17	0
Tucker, Travis	2	20	10.0	10	0
Fontenot, Herman	2	19	9.5	17	0
Langhorne, Reggie	1	12	12.0	12	0
Browns	222	2,885	13.0	72t	17
Opponents	289	3,460	12.0	54t	17

Interceptions	No	Yds	Avg	LG	TD
Gross, Al	5	109	21.8	37t	1
Dixon, Hanford	3	65	21.7	37	0
Brazil, Larry	2	40	20.0	40	0
Wright, Felix	2	11	5.5	10	0
Weathers, Curtis	1	9	9.0	9	0
Rockins, Chris	1	8	8.0	8	0
Johnson, Eddie	1	6	6.0	6	0
Minnifield, Frank	1	3	3.0	3	0
Rogers, Don	1	3	3.0	3	0
Cousineau, Tom	1	0	0.0	0	0
Browns	18	254	14.1	40	1
Opponents	13	217	16.7	48t	0

Punting	No	Yds	Avg	In20	FB	LG	Bk
Gosssett, Jeff	81	3,261	40.3	18	8	64	0
Browns	81	3,261	40.3	18	8	64	0
Opponents	91	3,842	42.2	22	16	64	0

Punt Returns	No	FC	Yds	Avg	LG	TD
Weathers, Clarence	28	4	218	7.8	16	0
Brennan, Brian	19	4	153	8.1	37t	1
Browns	47	8	371	7.9	37t	1
Opponents	36	14	304	8.4	38	0

Kickoff Returns	No	Yds	Avg	LG	TD
Young, Glen	35	898	25.7	63	0
Fontenot, Herman	8	215	26.9	81	0
Langhorne, Reggie	3	46	15.3	19	0
Green, Boyce	2	20	10.0	13	0
Puzzuoli, Dave	2	8	4.0	8	0
Weathers, Clarence	1	17	17.0	17	0
Nicolas, Scott	1	9	9.0	9	0
Allen, Greg	1	4	4.0	4	0
Browns	53	1,217	23.0	81	0
Opponents	51	884	17.3	37	0

Fruit Goals	1-19	20-29	30-39	40-49	50+	Tot.
Bahr, Matt	1/1	2/2	8/9	3/5	0/1	14/18
Browns	1/1	2/2	8/9	3/5	0/1	14/18
Opponents	0/0	5/6	10/14	2/5	2/4	19/29

Passing	Att	Cmp	Yds	Pct	Av/At	TD	TD%	Int	Int%	LG	Tkld	Rating
Kosar, Bernie	248	124	1,578	50.0	6.36	8	3.2	7	2.8	68t	19/121	69.3
Danielson, Gary	163	97	1,274	59.5	7.82	8	4.9	6	3.7	72t	17/128	85.3
Brennan, Brian	1	1	33	100.0	33.00	1	100.0	0	0.0	33t	0/0	158.3
Fontenot, Herman	1	0	0	0.0	0.00	0	0.0	0	0.0	0	0/0	39.6
Gosssett, Jeff	1	0	0	0.0	0.00	0	0.0	0	0.0	0	0/0	39.6
Browns	414	222	2,885	53.6	6.97	17	4.1	13	3.1	72t	36/249	76.4
Opponents	509	289	3,460	56.8	6.80	18	3.5	18	3.5	54t	44/353	74.8



# YEAR BY YEAR

## 1986 REGULAR SEASON RESULTS (12-4)

Coach: Marty Schottenheimer  
 Top Draft Choice: WR Webster Slaughter

**1986 USUAL STARTING LINEUPS**

**Offense**

WR 84 Webster Slaughter  
 LT 77 R. Bolden, 74 P. Farren  
 LG 74 P. Farren, 70 L. Williams  
 C 61 Mike Baab  
 RG 69 Dan Fike  
 RT 63 Cody Risien  
 TE 82 Ozzie Newsome  
 WR 88 Reggie Langhorne  
 QB 19 Bernie Kosar  
 FB 34 K. Mack, 33 C. Dickey  
 RB 44 E. Byner, 33 C. Dickey

**Defense**

LDE 96 Reggie Camp  
 NT 79 Bob Golic  
 RDE 78 Carl Hairston  
 LOLB 56 Chip Banks  
 LILB 51 Eddie Johnson  
 RILB 53 Anthony Griggs  
 ROLB 57 Clay Matthews  
 LCB 31 Frank Minnifield  
 RCB 29 Hanford Dixon  
 SS 24 Ray Ellis  
 FS 37 Chris Rockins

Radio Announcers:  
 New Chandler, Doug Dieken, Jim Mueller  
 (WWW 1100 AM, WDDK 102 FM)

3rd Down: Made/Att	85/222	80/215
3rd Down Pct.	38.3%	37.2%
4th Down: Made/Att	7/14	10/18
4th Down Pct.	50.0%	55.6%
Total Net Yards	5,395	5,269
Avg. Per Game	337.2	329.3
Total Plays	1,049	1,033
Avg. Per Play	5.1	5.1
Net Yards Rushing	1,650	1,982
Avg. Per Game	103.1	123.9
Total Rushes	471	484
Net Yards Passing	3,744	3,287
Avg. Per Game	234.0	205.4
Sacked/Yards Lost	39/274	35/259
Gross Yards	4,018	3,546
Attempts/Completions	538/315	518/291
Completion Pct.	58.6%	56.2%
Had Intercepted	11	18
Punts/Avg.	83/41.2	79/38.4
Net Punting Avg.	83/38.0	79/34.0
Penalties/Yards Lost	99/759	104/807
Fumbles/Ball Lost	33/13	34/18
Touchdowns	45	36
Rushing	20	13
Passing	18	21
Returns	7	2
Avg. Time Of Possession	29:19	30:41

Holt, Harry	1	16	16.0	16t	1
McNeil, Gerald	1	12	12.0	12	0
Slaughter, Webster	1	1	1.0	1	0
Langhorne, Reggie	1	-11	-11.0	-11	0
Browns	470	1,650	3.5	47	20
Opponents	494	1,982	4.0	53	13

**Receiving**

No	Yds	Avg	LG	TD	
Brennan, Brian	55	838	15.2	57t	6
Fontenot, Herman	47	559	11.9	72t	1
Slaughter, Webster	40	577	14.4	47t	4
Langhorne, Reggie	39	678	17.4	66	1
Newsome, Ozzie	39	417	10.7	31	3
Byner, Earnest	37	328	8.9	40	2
Mack, Kevin	28	292	10.4	44	0
Dickey, Curtis	10	78	7.8	12	0
Weathers, Clarence	9	100	11.1	16	0
Holt, Harry	4	61	15.3	34	1
Greer, Terry	3	51	17.0	22	0
Tucker, Travis	2	29	14.5	16	0
McNeil, Gerald	1	9	9.0	9	0
Kosar, Bernie	1	1	1.0	1	0
Browns	315	4,018	12.8	72t	18
Opponents	291	3,546	12.2	75t	21

**Interceptions**

No	Yds	Avg	LG	TD	
Dixon, Hanford	5	35	7.0	19	0
Wright, Felix	3	33	11.0	33	0
Minnifield, Frank	3	20	6.7	20	0
Rockins, Chris	2	41	20.5	24	0
Ellis, Ray	2	12	6.0	7	0
Matthews, Clay	2	12	6.0	8	0
Harper, Mark	1	31	31.0	31	0
Browns	18	184	10.2	33	0
Opponents	11	135	12.3	58t	1

**Score By Periods**

	1st	2nd	3rd	4th	OT	Tot
Browns	82	102	112	86	9	— 391
Opponents	54	98	62	96	0	— 310

Date	Result	Opponent	Att.
09/07	L 31-41	at Chicago Bears	66,030
09/14	W 23-20	at Houston Oilers	46,049
09/18	L 13-30	Cincinnati Bengals	78,779
09/28	W 24-21	Detroit Lions	72,029
10/05	W 27-24	at Pittsburgh Steelers	57,327
10/12	W 20-7	Kansas City Chiefs	71,278
10/19	L 14-17	Green Bay Packers	76,438
10/26	W 23-20	at Minnesota Vikings	59,133
11/02	W 24-9	at Indianapolis Colts	57,962
11/10	W 26-16	Miami Dolphins	77,949
11/16	L 14-27	at Los Angeles Raiders	65,461
11/23	W 37-31	Pittsburgh Steelers (OT)	76,452
11/30	W 13-10	Houston Oilers (OT)	62,309
12/07	W 21-17	at Buffalo Bills	42,213
12/14	W 34-3	at Cincinnati Bengals	58,062
12/21	W 47-17	San Diego Chargers	68,505
<b>AFC Playoffs</b>			
01/03	W 23-20	New York Jets (2OT)	78,106
<b>AFC Championship</b>			
01/11	L 20-23	Denver Broncos (OT)	79,915

**Team Statistics**

	Browns	Opponent
Total First Downs	292	312
Rushing	101	114
Passing	165	181
Penalty	26	17

**Scoring**

	Ru	Pa	Rt	Df	PAT	2Ru	2Pa	FG	Saf	TP	
Bahr, Matt	0	0	0	0	30	30	0	0	20	0	90
Mack, Kevin	10	0	0	0	0	0	0	0	0	0	60
Brennan, Brian	6	1	0	0	0	0	0	0	0	0	42
Dickey, Curtis	6	0	0	0	0	0	0	0	0	0	36
Moseley, Mark	0	0	0	13	14	0	0	0	6	7	31
Slaughter, W.	0	4	1	0	0	0	0	0	0	0	30
Byner, Earnest	2	2	0	0	0	0	0	0	0	0	24
Newsome, O.	0	3	0	0	0	0	0	0	0	0	18
Holt, Harry	1	1	0	0	0	0	0	0	0	0	12
McNeil, Gerald	0	2	0	0	0	0	0	0	0	0	12
Fontenot, H.	1	1	0	0	0	0	0	0	0	0	12
Langhorne, R.	0	1	0	0	0	0	0	0	0	0	6
Minnifield, F.	0	0	1	0	0	0	0	0	0	0	6
Gross, Al	0	0	1	0	0	0	0	0	0	0	6
Wright, Felix	0	0	1	0	0	0	0	0	0	0	6
Browns	20	18	7	0	43	44	0	0	26	33	0
Opponents	13	21	2	0	34	36	0	0	20	29	0

**Rushing**

	No	Yds	Avg	LG	TD
Mack, Kevin	174	665	3.8	20	10
Dickey, Curtis	135	523	3.9	47	6
Byner, Earnest	94	277	2.9	37	2
Fontenot, Herman	25	105	4.2	16	1
Kosar, Bernie	24	19	0.8	17	0
Everett, Major	12	43	3.6	8	0
Pagel, Mike	2	0	0.0	0	0

**Punting**

	No	Yds	Avg	In 20	TB	LG	Bk
Gossett, Jeff	83	3,423	41.2	21	10	61	0
Browns	83	3,423	41.2	21	10	61	0
Opponents	79	3,033	38.4	13	8	57	1

**Punt Returns**

	No	FC	Yds	Avg	LG	TD
McNeil, Gerald	40	10	348	8.7	84t	1
Slaughter, Webster	1	0	2	2.0	2	0
Browns	41	10	350	8.5	84t	1
Opponents	44	11	268	6.1	20	0

**Kickoff Returns**

	No	Yds	Avg	LG	TD
McNeil, Gerald	47	997	21.2	100t	0
Fontenot, Herman	7	99	14.1	19	1
Langhorne, Reggie	4	57	14.3	20	0
Nicolas, Scott	3	28	9.3	13	0
Puzzuoli, Dave	1	32	32.0	32	0
Browns	62	1,213	19.6	100t	1
Opponents	78	1,476	18.9	91t	1

**Field Goals**

	1-19	20-29	30-39	40-49	50-	Tot
Bahr, Matt	4/4	7/9	7/8	1/2	1/3	20/26
Moseley, M.	1/1	2/2	3/3	0/1	0/0	6/7
Browns	5/5	9/11	10/11	1/3	1/3	26/33
Opponents	1/1	6/7	5/5	8/12	0/4	20/29

Passing	Att	Cmp	Yds	Pct	Aw/At	TD	TD%	Int	Int%	LG	Tkld	Rating
Kosar, Bernie	531	310	3,854	58.4	7.26	17	3.2	10	1.9	72t	39/274	83.8
Pagel, Mike	3	2	53	66.7	17.67	0	0.0	0	0.0	45	0/0	109.7
Fontenot, Herman	1	1	46	100.0	46.00	1	100.0	0	0.0	46t	0/0	158.3
Brennan, Brian	1	1	35	100.0	35.00	0	0.0	0	0.0	35	0/0	118.8
Gossett, Jeff	2	1	30	50.0	15.00	0	0.0	1	50.0	30	0/0	56.3
Browns	538	315	4,018	58.6	7.47	18	3.3	11	2.0	72t	39/274	84.6
Opponents	518	291	3,546	56.2	6.85	21	4.1	18	3.5	75t	35/259	76.5

# YEAR BY YEAR

## 1987 REGULAR SEASON RESULTS (10-5)

Coach: Marty Schottenheimer  
 Top Draft Choice: LB Mike Junkin

**1987 USUAL STARTING LINEUPS**

**Offense**

WR 88 Reggie Langhorne  
 LT 74 Paul Farren  
 LG 70 Larry Williams  
 C 61 Mike Baab  
 RG 69 Dan Fike  
 RT 63 Cody Risien  
 TE 82 Ozzie Newsome  
 QB 19 Bernie Kosar  
 WR 84 Webster Slaughter  
 RB 44 Earnest Byner  
 FB 34 Kevin Mack

**Defense**

LDE 91 S. Clancy, 96 R. Camp  
 NT 79 Bob Golic  
 RDE 78 Carl Hairston  
 LDB 50 Lucius Sanford  
 ULB 51 Eddie Johnson  
 RLB 59 Mike Johnson  
 ROLB 57 Clay Matthews  
 LCB 31 Frank Minnifield  
 RCB 29 Hanford Dixon  
 SS 24 Ray Ellis  
 FS 22 F. Wright, 27 A. Gross

**Radio Announcers:**  
 Nev Chandler, Doug Dieken, Jim Mueller  
 (WWWE 1100 AM, WDOQ 102 FM)

Date	Result	Opponent	Att
09/13	L 21-28	at New Orleans Saints	59,900
09/20	W 34-10	Pittsburgh Steelers	79,543
10/04	W 20-10	at New England Patriots	14,830
10/11	L 10-15	Houston Oilers	38,527
10/18	W 34-0	at Cincinnati Bengals	40,179
10/26	W 30-17	Los Angeles Rams	76,533
11/01	L 24-27	at San Diego Chargers (OT)	55,381
11/08	W 38-3	Atlanta Falcons	71,135
11/15	W 27-21	Buffalo Bills	78,409
11/22	W 40-7	at Houston Oilers	51,161
11/29	L 24-38	at San Francisco 49ers	60,248
12/06	L 7-9	Indianapolis Colts	70,661
12/13	W 38-24	Cincinnati Bengals	77,331
12/20	W 24-17	at Los Angeles Raiders	40,275
12/26	W 19-13	at Pittsburgh Steelers	56,394
<b>AFC Playoffs</b>			
01/05	W 38-21	Indianapolis Colts	78,586
<b>AFC Championship</b>			
01/17	L 33-38	Denver Broncos	75,993
<b>Team Statistics</b>			
<b>Total First Downs</b>		310	251
Rushing		110	86
Passing		171	134
Penalty		29	31
3rd Down: Made/Att		86/204	72/204
3rd Down Pct.		42.2%	35.3%
4th Down: Made/Att		5/11	6/14
4th Down Pct.		45.5%	42.9%
<b>Total Net Yards</b>		5,200	4,269
Avg. Per Game		346.7	284.6
<b>Total Plays</b>		985	902

Avg. Per Play	5.3	4.7
Net Yards Rushing	1,745	1,433
Avg. Per Game	116.3	95.5
Total Rushes	474	401
Net Yards Passing	3,455	2,836
Avg. Per Game	230.3	189.1
Sacked/Yards Lost	29/170	34/257
Gross Yards	3,625	3,093
Attempts/Completions	482/291	467/246
Completion Pct.	60.4%	52.7%
Had Intercepted	12	23
Punts/Avg	57/37.1	79/38.4
Net Punting Avg.	57/35.4	79/32.3
Penalties/Yards Lost	100/856	120/1,013
Fumbles/Ball Lost	33/17	25/13
Touchdowns	47	26
Rushing	16	7
Passing	27	15
Returns	4	4
Avg. Time Of Possession	31:43	28:17

Score By Periods	1st	2nd	3rd	4th	OT	Tot.
Browns	49	160	106	75	0	390
Opponents	41	56	54	85	3	239

Scoring	Ru	Pa	Rt	Dl	PAT	ZRu	2Pa	FG	Sa	Tot.
Jaeger, Jeff	0	0	0	0	33/34	0	0	14/22	0	75
Byner, Earnest	8	2	0	0	0	0	0	0	0	60
Slaughter, W.	0	7	0	0	0	0	0	0	0	42
Brennan, Brian	6	0	0	0	0	0	0	0	0	36
Mack, Kevin	5	1	0	0	0	0	0	0	0	36
Bahr, Matt	0	0	0	0	0	0	0	4/5	0	21
Tennell, Derek	3	0	0	0	0	0	0	0	0	18
Mason, Larry	2	1	0	0	0	0	0	0	0	18
Kemp, Perry	2	0	0	0	0	0	0	0	0	12
McNeil, Gerald	0	2	0	0	0	0	0	0	0	12
Weathers, Cl	0	2	0	0	0	0	0	0	0	12
Franco, Brian	0	0	0	0	2/2	0	0	3/4	0	11
Kosar, Bernie	1	0	0	0	0	0	0	0	0	6
Wright, Felix	0	1	0	0	0	0	0	0	0	6
Ellis, Ray	0	0	1	0	0	0	0	0	0	6
Langhorne, R.	0	1	0	0	0	0	0	0	0	6
Grayson, David	0	1	0	0	0	0	0	0	0	6
Kelley, Chris	0	0	0	1	1	0	0	0	0	1
Browns	16	27	4	0	45/47	0	0	21/31	0	390
Opponents	7	15	4	0	26/26	0	0	17/25	0	239

Rushing	No	Yds	Avg	LG	TD
Mack, Kevin	201	735	3.7	22t	5
Byner, Earnest	105	432	4.1	21	8
Mason, Larry	56	207	3.7	22	2
Everett, Major	34	95	2.8	16	0
Manoa, Tim	23	116	5.0	35	0
Fontenot, Herman	15	33	2.2	14	0
Kosar, Bernie	15	22	1.5	7	1
Christensen, Jeff	11	41	3.7	15	0
Driver, Stacey	9	31	3.4	16	0
McNeil, Gerald	1	17	17.0	17	0
Verser, David	1	9	9.0	9	0
Davis, Johnny	1	7	7.0	7	0
Katolin, Mike	1	0	0.0	0	0
Danielson, Gary	1	0	0.0	0	0
Browns	474	1,745	3.7	35	16
Opponents	401	1,433	3.6	27t	7

Receiving	No	Yds	Avg	LG	TD
Byner, Earnest	52	552	10.6	37	2
Slaughter, Webster	47	806	17.1	54t	7
Brennan, Brian	43	607	14.1	53t	6

Newsome, Ozzie	34	375	11.0	25	0
Mack, Kevin	32	223	7.0	17	1
Langhorne, Reggie	20	288	14.4	25	1
Kemp, Perry	12	224	18.7	34	2
Weathers, Clarence	11	153	13.9	37t	2
Tennell, Derek	9	102	11.3	24	3
McNeil, Gerald	8	120	15.0	39t	2
Everett, Major	8	41	5.1	10	0
Mason, Larry	5	26	5.2	15	1
Fontenot, Herman	4	40	10.0	25	0
Watson, Remi	2	22	11.0	13	0
Pierce, Steve	2	21	10.5	13	0
Tinsley, Keith	1	17	17.0	17	0
Manoa, Tim	1	8	8.0	8	0
Browns	291	3,625	12.5	54t	27
Opponents	246	3,093	12.6	83t	15

Interceptions	No	Yds	Avg	LG	TD
Wright, Felix	4	152	38.0	68	1
Minnifield, Frank	4	24	6.0	27	0
Matthews, Clay	3	62	20.7	36	1
Dixon, Hanford	3	5	1.7	6	0
Rockins, Chris	2	25	12.5	15	0
Harper, Mark	2	16	8.0	16	0
Horn, Alvin	1	28	28.0	28	0
Johnson, Eddie	1	11	11.0	11	0
Johnson, Mike	1	3	3.0	3	0
Wilson, Troy	1	0	0.0	0	0
Robinson, DeJuan	1	0	0.0	0	0
Hairston, Carl	0	40	0.0	40	0
Browns	23	366	15.9	68	2
Opponents	12	173	14.4	48t	2

Punting	No	Yds	Avg	h20	TB	LG	Blk
Gosssett, Jeff	19	779	41.0	3	4	55	0
Winslow, George	18	616	34.2	5	2	45	0
Walters, Dale	11	400	36.4	2	1	56	0
Johnson, Lee	9	317	35.2	3	1	66	0
Browns	57	2,112	37.1	13	8	66	0
Opponents	79	3,035	38.4	13	8	57	0

Punt Returns	No	FC	Yds	Avg	LG	TD
McNeil, Gerald	34	9	385	11.4	40	0
Wilson, Troy	10	3	101	10.1	17	0
Browns	44	12	487	11.1	40	0
Opponents	16	10	93	5.8	21	0

Kickoff Returns	No	Yds	Avg	LG	TD
Young, Glen	18	412	22.9	44	0
McNeil, Gerald	11	205	18.6	33	0
Fontenot, Herman	9	130	14.4	24	0
Tinsley, Keith	2	26	13.0	13	0
Manoa, Tim	2	14	7.0	13	0
Beauford, Clayton	1	22	22.0	22	0
Driver, Stacey	1	16	16.0	16	0
Langhorne, Reggie	1	8	8.0	8	0
Grayson, David	1	6	6.0	6	0
Byner, Earnest	1	2	2.0	2	0
Mason, Larry	1	0	0.0	0	0
Browns	48	841	17.5	44	0
Opponents	72	1,343	18.7	39	0

Field Goals	1-13	20-29	30-39	40-49	50+	Tot.
Jaeger, Jeff	0/0	6/6	3/6	5/9	0/1	14/22
Bahr, Matt	0/0	2/2	2/3	0/0	0/0	4/5
Franco, Brian	0/0	3/3	0/1	0/0	0/0	3/4
Browns	0/0	11/11	5/10	5/9	0/1	21/31
Opponents	0/0	7/9	7/10	3/6	0/1	17/25

Passing	Att	Cmp	Yds	Pct	Av/At	TD	TD%	Int	Int%	LG	Tkld	Rating
Kosar, Bernie	389	241	3,033	62.0	7.80	22	5.7	9	2.3	54t	22/129	95.4
Christensen, Jeff	58	24	297	41.4	5.12	1	1.7	3	5.2	34	5/37	42.1
Danielson, Gary	33	25	281	75.8	8.52	4	12.1	0	0.0	23	2/4	140.3
Fontenot, Herman	1	1	14	100.0	14.00	0	0.0	0	0.0	14	0/0	118.8
Jaeger, Jeff	1	0	0	0.0	0.00	0	0.0	0	0.0	0	0/0	39.6
Browns	482	291	3,625	60.4	7.52	27	5.6	12	2.5	54t	29/170	92.0
Opponents	467	246	3,093	52.7	6.62	15	3.2	23	4.9	83t	34/257	63.8

# YEAR BY YEAR

## 1988 REGULAR SEASON RESULTS (10-6)

Coach: Marty Schottenheimer  
Top Draft Choice: LB Clifford Charlton

### 1988 USUAL STARTING LINEUPS

Offense		
WR	84	W. Slaughter, 85 C. Weathers
LT	74	Paul Farren
LG	70	Larry Williams
C	73	Gregg Rakoczy
RG	69	Dan Fike
RT	63	Cody Risien
TE	82	Ozzie Newsome
WR	88	Reggie Langhorne
QB	19	B. Kosar, 10 M. Page, 12 D. Strock
FB	34	K. Mack, 42 T. Manoa
RB	44	Earnest Byner

Defense		
LDE	91	Sam Clancy
NT	79	Bob Golic
RDE	78	Carl Hairston
LOLB	56	David Grayson
LILB	59	Mike Johnson
RILB	54	M. Junkin, 51 E. Johnson
ROLB	57	Clay Matthews
RCB	31	Frank Minnifield
RCB	29	Hanford Dixon
SS	48	Brian Washington
FS	22	Felix Wright

Radio Announcers:  
Nav Chandler, Doug Dieken, Jim Mueller  
(WWWEE 1100 AM, WDDK 102 FM)

Date	Result	Opponent	Att
09/04	W 6-3	at Kansas City Chiefs	55,654
09/11	L 3-23	New York Jets	74,434
09/19	W 23-17	Indianapolis Colts	75,748
09/25	L 17-24	at Cincinnati Bengals	54,943
10/02	W 23-9	at Pittsburgh Steelers	56,410
10/09	L 10-16	Seattle Seahawks	78,605
10/16	W 19-3	Philadelphia Eagles	78,787
10/23	W 29-21	at Phoenix Cardinals	61,261
10/30	W 23-16	Cincinnati Bengals	79,147
11/07	L 17-24	at Houston Oilers	51,467
11/13	L 7-30	at Denver Broncos	75,806
11/20	W 27-7	Pittsburgh Steelers	77,131
11/27	W 17-13	at Washington Redskins	51,604
12/04	W 24-21	Dallas Cowboys	77,683
12/12	L 31-38	at Miami Dolphins	61,884
12/18	W 28-23	Houston Oilers	74,610

### AFC Wild Card

12/24	L 23-24	Houston Oilers	74,977
-------	---------	----------------	--------

Team Statistics	Browns	Opponent
Total First Downs	294	301
Rushing	93	114
Passing	177	162
Penalty	24	25
3rd Down: Made/Att	92/213	67/197
3rd Down Pct.	43.2%	34.0%
4th Down: Made/Att	4/15	8/17

4th Down Pct.	26.7%	47.1%
Total Net Yards	5,011	4,767
Avg. Per Game	313.2	297.9
Total Plays	1,013	1,009
Avg. Per Play	4.9	4.7
Net Yards Rushing	1,575	1,920
Avg. Per Game	98.4	120.0
Total Rushes	440	498
Net Yards Passing	3,436	2,847
Avg. Per Game	214.8	177.9
Sacked/Yards Lost	36/250	37/255
Gross Yards	3,686	3,102
Attempts/Completions	537/313	474/245
Completion Pct.	58.3%	51.7%
Had Intercepted	17	20
Punts/Avg.	67/38.5	69/39.4
Net Punting Avg.	67/33.9	69/34.7
Penalties/Yards Lost	110/875	100/789
Fumbles/Ball Lost	32/16	23/11
Touchdowns	33	30
Rushing	10	13
Passing	19	13
Returns	4	4
Avg. Time Of Possession	30:49	29:11

Score By Periods	1st	2nd	3rd	4th	OT	Tot.
Browns	46	81	63	114	0	304
Opponents	46	137	44	61	0	288

### Scoring

	Ru	Pa	Rt	Of	PAT	TR	2Ps	FG	Saf	TP
Bahr, Matt	0	0	0	0	32/33	0	0	24/29	0	104
Langhorne, R.	1	7	0	0	0/0	0	0	0/0	0	48
Byner, Earnest	3	2	0	0	0/0	0	0	0/0	0	30
Slaughter, W.	0	3	0	0	0/0	0	0	0/0	0	18
Mack, Kevin	3	0	0	0	0/0	0	0	0/0	0	18
Fontenot, H.	0	1	1	0	0/0	0	0	0/0	0	12
Newsome, O.	0	2	0	0	0/0	0	0	0/0	0	12
Manoa, Tim	2	0	0	0	0/0	0	0	0/0	0	12
Bolden, Rickey	1	0	0	0	0/0	0	0	0/0	0	6
Kosar, Bernie	1	0	0	0	0/0	0	0	0/0	0	6
Minnifield, F.	0	1	0	0	0/0	0	0	0/0	0	6
Washington, B.	0	1	0	0	0/0	0	0	0/0	0	6
Tennell, Derek	1	0	0	0	0/0	0	0	0/0	0	6
Weathers, C.	0	1	0	0	0/0	0	0	0/0	0	6
Brennan, Brian	1	0	0	0	0/0	0	0	0/0	0	6
Perry, M. D.	0	0	1	0	0/0	0	0	0/0	0	6
Buchanan, C.	0	0	0	0	0/0	0	0	0/0	1	2
Browns	10	19	4	0	32/33	0	0	24/29	1	304
Opponents	13	13	4	0	30/30	0	0	26/34	0	288

### Rushing

	No	Yds	Avg	LG	TD
Byner, Earnest	157	576	3.7	27	3
Mack, Kevin	123	485	3.9	65	3
Manoa, Tim	99	389	3.9	34	2
Fontenot, Herman	28	87	3.1	17	0
Kosar, Bernie	12	-1	-0.1	13	1
Strock, Don	6	-2	-0.3	5	0
Danielson, Gary	4	3	0.8	5	0
Page, Mike	4	1	0.3	5	0
Baker, Tony	3	19	6.3	13	0
Langhorne, Reggie	2	26	13.0	20	1

Runger, Max	1	0	0.0	0	0
Bahr, Matt	1	-8	-8.0	-8	0
Browns	440	1,575	3.6	65	10
Opponents	498	1,920	3.9	61	13

### Receiving

	No	Yds	Avg	LG	TD
Byner, Earnest	59	576	9.8	39	2
Langhorne, Reggie	57	780	13.7	77	7
Brennan, Brian	46	579	12.6	33	1
Newsome, Ozzie	35	343	9.8	28	2
Slaughter, Webster	30	462	15.4	41	3
Weathers, Clarence	29	436	15.0	49	1
Fontenot, Herman	19	170	8.9	15	1
Mack, Kevin	11	87	7.9	25	0
Manoa, Tim	10	54	5.4	9	0
Tennell, Derek	9	88	9.8	26	1
McNeil, Gerald	5	74	14.8	23	0
Young, Glen	2	34	17.0	25	0
Bolden, Rickey	1	3	3.0	3	1
Browns	313	3,686	11.8	77	19
Opponents	245	3,102	12.7	54	13

### Interceptions

	No	Yds	Avg	LG	TD
Wright, Felix	5	126	25.2	53	0
Minnifield, Frank	4	16	4.0	13	0
Washington, Brian	3	104	34.7	75	1
Johnson, Mike	2	36	18.0	31	0
Dixon, Hanford	2	24	12.0	24	0
Harper, Mark	2	13	6.5	8	0
Johnson, Eddie	2	0	0.0	0	0
Browns	20	319	15.9	75	1
Opponents	17	190	11.2	36	2

### Punting

	No	Yds	Avg	in 20	TB	LG	Bk
Runger, Max	48	1,935	40.3	13	2	52	0
Johnson, Lee	17	643	37.8	6	1	61	0
Team, Stat	2	0	0.0	0	0	0	2
Browns	67	2,578	38.5	19	3	61	2
Opponents	69	2,722	39.4	17	8	62	2

### Punt Returns

	No	FC	Yds	Avg	LG	TD
McNeil, Gerald	38	6	315	8.3	32	0
Weathers, C.	2	0	10	5.0	9	0
Browns	40	6	325	8.1	32	0
Opponents	32	11	304	9.5	73	1

### Kickoff Returns

	No	Yds	Avg	LG	TD
Young, Glen	29	635	21.9	34	0
Fontenot, Herman	21	435	20.7	84	0
McNeil, Gerald	2	38	19.0	22	0
Braggs, Stephen	1	27	27.0	27	0
Perry, Michael Dean	1	13	13.0	13	0
Tennell, Derek	1	11	11.0	11	0
Browns	55	1,159	21.1	84	0
Opponents	58	973	16.8	29	0

### Field Goals

	1-19	20-29	30-39	40-49	50+	Tot.
Bahr, Matt	1/1	10/12	8/10	5/6	0/0	24/29
Browns	1/1	10/12	8/10	5/6	0/0	24/29
Opponents	2/2	7/7	12/15	5/7	0/3	26/34

Passing	Att	Cmp	Yds	Pct	Av/At	TD	TD%	Int	Int%	LG	Tkld	Rating
Kosar, Bernie	259	156	1,890	60.2	7.30	10	3.9	7	2.7	77	25/172	84.3
Page, Mike	134	71	736	53.0	5.49	3	2.2	4	3.0	28	1/9	64.1
Strock, Don	91	55	736	60.4	8.09	6	6.6	5	5.5	41	4/26	85.2
Danielson, Gary	52	31	324	59.6	6.23	0	0.0	1	1.9	26	6/43	69.7
Fontenot, Herman	1	0	0	0.0	0.00	0	0.0	0	0.0	0	0/0	39.6
Browns	537	313	3,686	58.3	6.86	19	3.5	17	3.2	77	36/250	77.9
Opponents	474	245	3,102	51.7	6.54	13	2.7	20	4.2	54	37/255	64.0

# YEAR BY YEAR

## 1989 REGULAR SEASON RESULTS (9-6-1)

Coach: Bud Carson

Top Draft Choice: RB Eric Metcalf

### 1989 USUAL STARTING LINEUPS

Offense		
WR	84	Webster Slaughter
LT	74	Paul Farrren
LG	68	Ted Banker
C	73	Gregg Rakoczy
RG	69	D. Fike, B6 T. Jones
RT	63	Cody Risien
TE	82	Ozzie Newsome
WR	88	Reggie Langhorne
QB	19	Bernie Kosar
FB	42	Tim Manoa
FB	21	Eric Metcalf
Defense		
LDE	60	Al Baker
LDT	78	Carl Hairston
RDT	92	Michael Dean Perry
RDE	97	Robert Banks
LOLB	57	Clay Matthews
MLB	59	Mike Johnson
RCLB	56	D. Grayson, 50 V. Waiters
LCB	31	Frank Minnifield
RCB	29	Hanford Dixon
SS	22	Felix Wright
FS	30	Thane Gash
Radio Announcers:		
Nav Chandler, Doug Dieken, J'm Mueller (WWWE 1100 AM, WDOQ 102 FM)		

4th Down Pct.	11.1%	62.5%
Total Net Yards	5,042	4,831
Avg. Per Game	315.1	301.9
Total Plays	1,011	1,031
Avg. Per Play	5.0	4.7
Net Yards Rushing	1,609	1,670
Avg. Per Game	100.6	104.4
Total Rushes	448	446
Net Yards Passing	3,433	3,161
Avg. Per Game	214.6	197.6
Sacked/Yards Lost	34/192	45/359
Gross Yards	3,625	3,520
Attempts/Completions	529/309	540/269
Completion Pct.	58.4%	49.6%
Had Intercepted	15	27
Punts/Avg.	97/39.4	94/40.4
Net Punting Avg.	97/35.0	94/35.1
Penalties/Yards Lost	128/973	122/985
Fumbles/Ball Lost	23/15	32/11
Touchdowns	41	30
Rushing	14	8
Passing	20	20
Returns	7	2
Avg. Time Of Possession	30:26	29:34

Score By Periods	1st	2nd	3rd	4th	OT	Tot.
Browns	48	112	104	64	6	— 334
Opponents	34	67	82	62	9	— 254

Scoring	Ru	Pa	Rt	Pat	2Ru/2Pa	FG	Saf	TP		
Bahr, Matt	0	0	0	0	40/0	0	0	16/24	0	88
Tillman, L.	6	4	0	0	0/0	0	0	0/0	0	60
Slaughter, W.	0	6	0	0	0/0	0	0	0/0	0	36
Manoa, Tim	3	2	0	0	0/0	0	0	0/0	0	30
Tillman, L.	0	2	1	0	0/0	0	0	0/0	0	18
Langhorne, R.	0	2	0	0	0/0	0	0	0/0	0	12
Grayson, David	0	0	2	0	0/0	0	0	0/0	0	12
Gash, Thane	0	0	2	0	0/0	0	0	0/0	0	12
Kosar, Bernie	1	0	0	0	0/0	0	0	0/0	0	6
Wright, Felix	0	0	1	0	0/0	0	0	0/0	0	6
Jones, Keith	1	0	0	0	0/0	0	0	0/0	0	6
Olyphant, Mike	1	0	0	0	0/0	0	0	0/0	0	6
Mack, Kevin	1	0	0	0	0/0	0	0	0/0	0	6
Waiters, Van	0	1	0	0	0/0	0	0	0/0	0	6
Matthews, C.	0	0	1	0	0/0	0	0	0/0	0	6
Tennell, Derek	0	1	0	0	0/0	0	0	0/0	0	6
Newsome, O.	0	1	0	0	0/0	0	0	0/0	0	6
Middleton, Ron	0	1	0	0	0/0	0	0	0/0	0	6
Redden, Barry	1	0	0	0	0/0	0	0	0/0	0	6
Browns	14	20	4	0	0/0	0	16/24	0	334	
Opponents	8	20	2	0	29/29	0	0	15/28	0	254

Rushing	No	Yds	Avg	LG	TD
Metcalf, Eric	187	633	3.4	43t	6
Manoa, Tim	87	289	3.3	22	3
Jones, Keith	43	160	3.7	15	1
Redden, Barry	40	180	4.5	38t	1
Mack, Kevin	37	130	3.5	12	1
Kosar, Bernie	30	70	2.3	23	1
Olyphant, Mike	15	97	6.5	21t	1
Langhorne, Reggie	5	19	3.8	18	0
McNeil, Gerald	2	32	16.0	18	0
Pagel, Mike	2	-1	-0.5	4	0

Browns	448	1,609	3.6	43t	14
Opponents	446	1,670	3.7	39t	8
Receiving	No	Yds	Avg	LG	TD
Slaughter, Webster	65	1,236	19.0	97t	6
Langhorne, Reggie	60	749	12.5	62t	2
Metcalf, Eric	54	397	7.4	68t	4
Newsome, Ozzie	29	324	11.2	31	1
Brennan, Brian	28	289	10.3	38	0
Manoa, Tim	27	241	8.9	32	2
Jones, Keith	15	126	8.4	36	0
McNeil, Gerald	10	114	11.4	32	0
Tillman, Lawyer	6	70	11.7	19	2
Redden, Barry	6	34	5.7	8	0
Olyphant, Mike	3	22	7.3	9	0
Mack, Kevin	2	7	3.5	4	0
Waiters, Van	1	14	14.0	14t	1
Middleton, Ron	1	5	5.0	5t	1
Tennell, Derek	1	4	4.0	4t	1
Kosar, Bernie	1	-7	-7.0	0	0
Browns	309	3,625	11.7	97t	20
Opponents	269	3,520	13.1	68	20
Interceptions	No	Yds	Avg	LG	TD
Wright, Felix	9	91	10.1	27t	1
Gash, Thane	3	65	21.7	36t	2
Johnson, Mike	3	43	14.3	23	0
Minnifield, Frank	3	29	9.7	25	0
Harper, Mark	3	8	2.7	8	0
Grayson, David	2	25	12.5	14t	1
Matthews, Clay	1	25	25.0	25	0
Kramer, Kyle	1	12	12.0	12	0
Dixon, Hanford	1	2	2.0	2	0
Lyons, Robert	1	0	0.0	0	0
Browns	27	300	11.1	36t	4
Opponents	15	306	20.4	77	1

Punting	No	Yds	Avg	In20	TB	LG	Blk
Wagner, Bryan	97	3,817	39.4	32	6	60	0
Browns	97	3,817	39.4	32	6	60	0
Opponents	94	3,797	40.4	20	8	57	1
Punt Returns	No	FC	Yds	Avg	LG	TD	
McNeil, Gerald	49	15	496	10.1	49	0	
Browns	49	15	496	10.1	49	0	
Opponents	49	13	418	8.5	27	0	
Kickoff Returns	No	Yds	Avg	LG	TD		
Metcalf, Eric	31	718	23.2	49	0		
Olyphant, Mike	5	69	13.8	28	0		
McNeil, Gerald	4	61	15.3	21	0		
Jones, Keith	4	42	10.5	25	0		
Braggs, Stephen	2	20	10.0	18	0		
Redden, Barry	2	2	1.0	2	0		
Joines, Vernon	1	12	12.0	12	0		
Johnson, Eddie	1	8	8.0	8	0		
Browns	50	932	18.6	49	0		
Opponents	58	1,175	20.3	73	0		

Field Goals	1-19	20-29	30-39	40-49	50+	Tot.
Bahr, Matt	0/0	5/5	6/8	4/9	1/2	16/24
Browns	0/0	5/5	6/8	4/9	1/2	16/24
Opponents	0/0	3/3	7/9	4/14	1/2	15/28

Date	Result	Opponent	Att.
09/10	W 51-0	at Pittsburgh Steelers	57,928
09/17	W 38-24	New York Jets	73,516
09/25	L 14-21	at Cincinnati Bengals	55,996
10/01	W 16-13	Denver Broncos	78,637
10/08	L 10-13	at Miami Dolphins (OT)	58,444
10/15	L 7-17	Pittsburgh Steelers	78,840
10/23	W 27-7	Chicago Bears	78,722
10/29	W 28-17	Houston Oilers	78,765
11/05	W 42-31	at Tampa Bay Buccaneers	69,162
11/12	W 17-7	at Seattle Seahawks	58,978
11/19	T 10-10	Kansas City Chiefs (OT)	77,922
11/23	L 10-13	at Detroit Lions	65,624
12/03	L 0-21	Cincinnati Bengals	76,236
12/10	L 17-23	at Indianapolis Colts (OT)	58,550
12/17	W 23-17	Minnesota Vikings (OT)	70,777
12/23	W 24-20	at Houston Oilers	58,852
AFC Playoffs			
01/06	W 34-30	Buffalo Bills	77,706
AFC Championship			
01/14	L 21-37	at Denver Broncos	76,046

Team Statistics	Browns	Opponent
Total First Downs	285	276
Rushing	101	93
Passing	161	161
Penalty	23	22
3rd Down: Made/Att	82/213	82/230
3rd Down Pct.	38.5%	35.7%
4th Down: Made/Att	1/9	10/16

Passing	Att	Cmp	Yds	Pct	Av/At	TD	TD%	Int	Int%	LG	Tkld	Rating
Kosar, Bernie	513	303	3,533	59.1	6.89	18	3.5	14	2.7	97t	34/192	80.3
Pagel, Mike	14	5	60	35.7	4.29	1	7.1	1	7.1	18	0/0	43.8
Metcalf, Eric	2	1	32	50.0	16.00	1	50.0	0	0.0	32t	0/0	135.4
Browns	529	309	3,625	58.4	6.85	20	3.8	15	2.8	97t	34/192	80.1
Opponents	540	269	3,520	49.8	6.52	20	3.7	27	5.0	68	45/359	62.3

# YEAR BY YEAR

## 1990 REGULAR SEASON RESULTS (3-13)

Coach: Bud Carson/Jim Shofner  
Top Draft Choice: RB Leroy Hoard

### 1990 USUAL STARTING LINEUPS

Offense	
WR 84	Webster Slaughter
LT 74	Paul Farren
LG 65	Ralph Tamm
C 61	Mike Baab
RG 73	Gregg Rakoczy
RT 66	Tony Jones
TE 82	Ozzie Newsome
WR 88	R. Langhorne, 86 B. Brennan
QB 19	B. Kosar, 10 M. Pagel
FB 34	K. Mack, 33 L. Hoard
RB 21	Eric Metcalf

Defense	
LDE 60	A. Baker, 90 R. Burnett
LDT 75	C. Pike, 71 T. Gibson
RDT 92	Michael Dean Perry
RDE 97	R. Banks, 98 A. Pleasant
LOLB 57	Clay Matthews
MLB 59	Mike Johnson
ROLB 50	V. Waiters, 56 D. Grayson
LCB 24	T. Blaylock, 31 F. Minnifield
RCB 26	Raymond Clayborn
SS 22	Felix Wright
FS 30	Thane Gash

Radio Announcers:  
Nev Chandler, Doug Dieken, Jim Mueller (WHK 1420 AM, WVMMS 100.7 FM)

Date	Result	Opponent	Att
09/09	W 13-3	Pittsburgh Steelers	78,298
09/16	L 21-24	at New York Jets	67,354
09/23	L 14-24	San Diego Chargers	77,429
09/30	L 0-34	at Kansas City Chiefs	75,462
10/08	W 30-29	at Denver Broncos	74,814
10/14	L 20-25	at New Orleans Saints	68,608
10/22	L 13-34	Cincinnati Bengals	78,567
10/28	L 17-20	at San Francisco 49ers	63,672
11/04	L 0-42	Buffalo Bills	78,331
11/18	L 23-35	Houston Oilers	76,726
11/25	L 13-30	Miami Dolphins	70,225
12/02	L 23-38	Los Angeles Rams	61,981
12/09	L 14-58	at Houston Oilers	54,469
12/16	W 13-10	Atlanta Falcons	46,536
12/23	L 0-35	at Pittsburgh Steelers	51,665
12/30	L 14-21	at Cincinnati Bengals	60,041

Team Statistics	Browns	Opponent
Total First Downs	259	314
Rushing	74	117
Passing	167	169
Penalty	18	28
3rd Down: Made/Att	81/207	104/211
3rd Down Pct.	39.1%	49.3%
4th Down: Made/Att	7/19	2/3
4th Down Pct.	36.8%	66.7%

Total Net Yards	4,367	5,190
Avg. Per Game	272.9	324.4
Total Plays	960	987
Avg. Per Play	4.5	5.3
Net Yards Rushing	1,220	2,105
Avg. Per Game	76.3	131.6
Total Rushes	345	511
Net Yards Passing	3,147	3,085
Avg. Per Game	196.7	192.8
Sacked/Yards Lost	42/260	32/211
Gross Yards	3,407	3,296
Attempts/Completions	573/301	444/253
Completion Pct.	52.5%	57.0%
Had Intercepted	23	13
Punts/Avg.	78/36.9	68/38.1
Net Punting Avg.	78/31.5	68/35.0
Penalties/Yards Lost	122/922	95/684
Fumbles/Ball Lost	37/23	24/9
Touchdowns	27	59
Rushing	10	21
Passing	13	32
Returns	4	6
Avg. Time Of Possession	27:11	32:49

Score By Periods	1st	2nd	3rd	4th	OT	Tot
Browns	32	57	71	68	0	228
Opponents	107	182	61	112	0	462

Scoring	Ru	Pa	Rt	DT	PAT	2Pt	3Pt	FG	Sat	TD
Kauric, Jerry	0	0	0	0	24/27	0	0	14/20	0	66
Mack, Kevin	5	2	0	0	0/0	0	0	0/0	0	42
Slaughter, W.	0	4	0	0	0/0	0	0	0/0	0	24
Metcalf, Eric	1	2	0	0	0/0	0	0	0/0	0	24
Hoard, Leroy	3	0	0	0	0/0	0	0	0/0	0	18
Langhorne, R.	0	2	0	0	0/0	0	0	0/0	0	12
Brennan, Brian	0	2	0	0	0/0	0	0	0/0	0	12
Newsome, O.	0	2	0	0	0/0	0	0	0/0	0	12
Johnson, Mike	0	0	1	0	0/0	0	0	0/0	0	6
Gainer, Derrick	1	0	0	0	0/0	0	0	0/0	0	6
Blaylock, A.	0	0	0	0	0/0	0	0	0/0	0	6
Browns	10	13	2	2	24/27	0	0	14/20	0	228
Opponents	21	32	0	6	56/59	0	0	16/27	2	462

Rushing	No.	Yds	Avg	LG	TD
Mack, Kevin	158	702	4.4	26	5
Metcalf, Eric	80	248	3.1	17	1
Hoard, Leroy	58	149	2.6	42	3
Gainer, Derrick	30	81	2.7	9	1
Kosar, Bernie	10	13	1.3	5	0
Slaughter, Webster	5	29	5.8	17	0
Pagel, Mike	3	-1	-0.3	0	0
Redden, Barry	1	-1	-1.0	-1	0
Browns	345	1,220	3.5	42	10
Opponents	511	2,105	4.1	39	21

Receiving	No.	Yds	Avg	LG	TD
Slaughter, Webster	59	847	14.4	50	4
Metcalf, Eric	57	452	7.9	35	1

Langhorne, Reggie	45	585	13.0	39	2
Brennan, Brian	45	568	12.6	28	2
Mack, Kevin	42	360	8.6	30	2
Newsome, Ozzie	23	240	10.4	38	2
Hoard, Leroy	10	73	7.3	17	0
Gainer, Derrick	7	85	12.1	20	0
Joinas, Vernon	6	86	14.3	24	0
Galbraith, Scott	4	62	15.5	28	0
Talley, John	2	28	14.0	19	0
Kauric, Jerry	1	21	21.0	21	0
Browns	301	3,407	11.3	50	13
Opponents	253	3,296	13.0	59	32

Interceptions	No	Yds	Avg	LG	TD
Wright, Felix	3	56	18.7	36	0
Blaylock, Anthony	2	45	22.5	45	0
Briggs, Stephen	2	13	6.5	11	0
Minnifield, Frank	2	0	0.0	0	0
Johnson, Mike	1	64	64.0	64	1
Gash, Thane	1	16	16.0	16	0
Waiters, Van	1	15	15.0	15	0
Grayson, David	1	3	3.0	3	0
Browns	13	212	16.3	64	1
Opponents	23	422	18.3	67	3

Punting	No	Yds	Avg	In20	TB	LG	Blk
Wagner, Bryan	74	2,879	38.9	13	2	65	4
Team, Stat	4	0	0.0	0	0	0	0
Browns	78	2,879	36.9	13	2	65	4
Opponents	68	2,589	38.1	15	4	70	1

Punt Returns	No	FC	Yds	Avg	LG	TD
Adams, Stefan	13	4	81	6.2	25	0
Brennan, Brian	9	4	72	8.0	15	0
Lewis, Leo	8	7	56	7.0	18	0
Waiters, Van	1	0	0	0.0	0	0
Browns	31	15	209	6.7	25	0
Opponents	41	13	425	10.4	37	0

Kickoff Returns	No	Yds	Avg	LG	TD
Metcalf, Eric	52	1,052	20.2	101	2
Fullwood, Brent	6	119	19.8	27	0
Adams, Stefan	3	33	11.0	15	0
Galbraith, Scott	3	16	5.3	10	0
Hoard, Leroy	2	18	9.0	10	0
Johnson, Eddie	2	17	8.5	11	0
Barnett, Harlon	1	15	15.0	15	0
Talley, John	1	6	6.0	6	0
Gainer, Derrick	1	0	0.0	0	0
Browns	71	1,276	18.0	101	2
Opponents	45	805	17.9	39	0

Field Goals	I-19	20-29	30-39	40-49	50+	Tot
Kauric, Jerry	0/0	5/5	5/8	4/7	0/0	14/20
Browns	0/0	5/5	5/8	4/7	0/0	14/20
Opponents	1/1	4/4	4/6	6/14	1/2	16/27

Passing	Att	Cmp	Yds	Pct	Av/Att	TD	TD%	Int	Int%	LG	Tkld	Ratng
Kosar, Bernie	423	230	2,562	54.4	6.06	10	2.4	15	3.5	50	37/220	65.7
Pagel, Mike	148	69	819	46.6	5.53	3	2.0	8	5.4	32	5/40	48.2
Francis, Jeff	2	2	26	100.0	13.00	0	0.0	0	0.0	17	0/0	118.8
Browns	573	301	3,407	52.5	5.95	13	2.3	23	4.0	50	42/260	61.5
Opponents	444	253	3,296	57.0	7.42	32	7.2	13	2.9	59	32/211	92.3

# YEAR BY YEAR

## 1991 REGULAR SEASON RESULTS (6-10)

Coach: Bill Belichick  
Top Draft Choice: S Eric Turner

### 1991 USUAL STARTING LINEUPS

Offense	
WR 84	Webster Slaughter
LT 66	Tony Jones
LG 70	John Rienstra
C 61	Mike Baab
RG 68	Ed King
RT 69	Dan Fike
TE 81	Scott Galbraith
WR 88	R. Langhorne, 1 M. Jackson
QB 19	Bernie Kosar
FB 34	Kevin Mack
RB 33	L. Hoard, 21 E. Metcalf
Defense	
LDE 90	R. Burnett, 75 P. Sagapolutele
LDT 96	James Jones
RDT 92	Michael Dean Perry
RDE 98	Anthony Pleasant
LOLB 50	V. Waiters, 58 D. Brandon
MLB 59	M. Johnson, 52 R. Brown
ROLB 57	Clay Matthews
LCB 31	Frank Minnifield
RCB 39	R. Hilliard, 36 S. Braggs
SS 37	H. Barnett, 29 E. Turner
FS 22	Vince Newsome

Radio Announcers:  
New Chandler, Doug Dieken, Jim Mueller (WHK 1420 AM, WVMS 100.7 FM)

Date	Result	Opponent	Att.
09/01	L 14-26	Dallas Cowboys	78,860
09/08	W 20-0	at New England Patriots	35,377
09/15	W 14-13	Cincinnati Bengals	78,269
09/22	L 10-13	at New York Giants	75,891
10/06	L 14-17	New York Jets	71,042
10/13	L 17-42	at Washington Redskins	54,715
10/20	W 30-24	at San Diego Chargers (OT)48,440	
10/27	W 17-14	Pittsburgh Steelers	78,285
11/03	L 21-23	at Cincinnati Bengals	55,077
11/10	L 30-32	Philadelphia Eagles	72,086
11/17	L 24-28	at Houston Oilers	58,155
11/24	W 20-15	Kansas City Chiefs	63,991
12/01	W 31-0	at Indianapolis Colts	57,539
12/08	L 7-17	Denver Broncos	73,539
12/15	L 14-17	Houston Oilers	55,680
12/22	L 10-17	at Pittsburgh Steelers	47,070

Team Statistics	Browns	Opponent
Total First Downs	265	298
Rushing	82	100
Passing	163	179
Penalty	20	19
3rd Down: Made/Att	74/199	97/215
3rd Down Pct.	37.2%	45.1%
4th Down: Made/Att	9/20	9/17
4th Down Pct.	45.0%	52.9%

Total Net Yards	4,664	5,084
Avg. Per Game	291.5	317.8
Total Plays	934	1,004
Avg. Per Play	5.0	5.1
Net Yards Rushing	1,360	1,875
Avg. Per Game	85.0	117.2
Total Rushes	389	447
Net Yards Passing	3,304	3,209
Avg. Per Game	206.5	200.6
Sacked/Yards Lost	42/243	35/236
Gross Yards	3,547	3,445
Attempts/Completions	503/312	522/312
Completion Pct.	62.0%	59.8%
Had Intercepted	10	15
Punts/Avg.	80/42.5	61/41.3
Net Punting Avg.	80/37.6	61/37.2
Penalties/Yards Lost	108/872	103/770
Fumbles/Ball Lost	18/8	33/18
Touchdowns	35	33
Rushing	12	12
Passing	19	20
Returns	4	1
Avg. Time Of Possession	29:00	31:00

Score By Periods	1st	2nd	3rd	4th	OT	Tot
Browns	57	105	77	48	6	293
Opponents	25	113	51	109	0	298

Scoring	Ru	Pa	Ri	Di	PAT	2Ru	2Pa	FC	SA	FT
Stover, Matt	0	0	0	0	33/34	0	0	16/22	0	81
Hoard, Leroy	2	9	0	0	0/0	0	0	0/0	0	66
Mack, Kevin	8	2	0	0	0/0	0	0	0/0	0	60
Slaughter, W.	0	3	0	0	0/0	0	0	0/0	0	18
Langhorne, R.	0	2	0	0	0/0	0	0	0/0	0	12
Morris, Joe	2	0	0	0	0/0	0	0	0/0	0	12
Jackson, M.	0	2	0	0	0/0	0	0	0/0	0	12
Jones, James	0	0	1	0/0	0	0	0	0/0	1	8
Brennan, Brian	0	1	0	0/0	0	0	0	0/0	0	6
Brandon, David	0	0	1	0/0	0	0	0	0/0	0	6
Turner, Eric	0	0	1	0/0	0	0	0	0/0	0	6
Newsome, V.	0	0	0	1	0/0	0	0	0/0	0	6
Browns	12	19	0	4	33/34	0	0	16/22	1	293
Opponents	12	20	0	1	32/33	0	0	22/30	1	298

Rushing	No	Yds	Avg	LG	TD
Mack, Kevin	197	726	3.7	51t	8
Morris, Joe	93	289	3.1	15	2
Hoard, Leroy	37	154	4.2	52	2
Metcalf, Eric	30	107	3.6	15	0
Kosar, Bernie	26	74	2.8	14	0
Rouson, Lee	3	14	4.7	9	0
Hansen, Brian	2	-3	-1.5	0	0
Philcox, Todd	1	-1	-1.0	-1	0
Browns	389	1,360	3.5	52	12
Opponents	447	1,875	4.2	65t	12

Receiving	No	Yds	Avg	LG	TD
Slaughter, Webster	64	906	14.2	62t	3

Hoard, Leroy	48	567	11.8	71t	9
Mack, Kevin	40	255	6.4	22	2
Langhorne, Reggie	39	505	12.9	40t	2
Brennan, Brian	31	325	10.5	30	1
Metcalf, Eric	29	294	10.1	45	0
Galbraith, Scott	27	328	12.1	42	0
Jackson, Michael	17	268	15.8	65t	2
Morris, Joe	13	76	5.8	13	0
Rouson, Lee	2	9	4.5	6	0
Talley, John	1	13	13.0	13	0
Kosar, Bernie	1	1	1.0	1	0
Browns	312	3,547	11.4	71t	19
Opponents	312	3,445	11.0	70t	20

Interceptions	No	Yds	Avg	LG	TD
Braggs, Stephen	3	15	5.0	15	0
Brandon, David	2	70	35.0	40	1
Turner, Eric	2	42	21.0	42t	1
Matthews, Clay	1	35	35.0	35	0
Newsome, Vince	1	31	31.0	31	0
Jones, James	1	20	20.0	20t	1
Brown, Richard	1	19	19.0	19	0
Hilliard, Randy	1	19	19.0	19	0
Figaro, Cedric	1	9	9.0	9	0
Johnson, Mike	1	0	0.0	0	0
Jackson, Alfred	1	0	0.0	0	0
Browns	15	260	17.3	42t	3
Opponents	10	95	9.5	57t	1

Punting	No	Yds	Avg	In 20	TB	LG	Blk
Hansen, Brian	80	3,397	42.5	20	6	65	0
Browns	80	3,397	42.5	20	6	65	0
Opponents	61	2,520	41.3	16	6	61	0

Punt Returns	No	FC	Yds	Avg	LG	TD
Slaughter, Webster	17	3	112	6.6	17	0
Metcalf, Eric	12	1	100	8.3	30	0
Minnifield, Frank	0	0	28	0.0	28	0
Brennan, Brian	2	6	11	5.5	11	0
Stat, Team	0	0	0	0.0	31	0
Browns	31	10	251	8.1	31	0
Opponents	40	15	388	9.7	48	0

Kickoff Returns	No	Yds	Avg	LG	TD
Metcalf, Eric	23	351	15.3	24	0
Morris, Joe	18	310	17.2	36	0
Peebles, Danny	8	149	18.6	32	0
James, Lynn	3	49	16.3	21	0
Galbraith, Scott	2	13	6.5	8	0
Rouson, Lee	1	16	16.0	16	0
Browns	55	888	16.1	36	0
Opponents	50	1,022	20.4	47	0

Field Goals	1-19	20-29	30-39	40-49	50+	Tot
Stover, Matt	1/2	2/3	8/9	3/6	2/2	16/22
Browns	1/2	2/3	8/9	3/6	2/2	16/22
Opponents	1/1	10/12	8/8	2/4	1/5	22/30

Passing	Att	Cmp	Yds	Pct	Av/At	TD	TD%	Int	Int%	LG	Tkld	Rating
Kosar, Bernie	494	307	3,487	62.1	7.06	18	3.6	9	1.8	71t	41/232	87.8
Philcox, Todd	8	4	49	50.0	6.13	0	0.0	1	12.5	28	0/0	29.7
Hansen, Brian	1	1	11	100.0	11.00	1	100.0	0	0.0	11t	0/0	152.1
Metcalf, Eric	0	0	0	0.0	0.00	0	0.0	0	0.0	0	1/11	39.6
Browns	503	312	3,547	62.0	7.05	19	3.8	10	2.0	71t	42/243	87.5
Opponents	522	312	3,445	59.8	6.60	20	3.8	15	2.9	70t	35/236	80.2

# YEAR BY YEAR

## 1992 REGULAR SEASON RESULTS (7-9)

Coach: Bill Belichick  
 Top Draft Choice: RB Tommy Vardell

**1992 USUAL STARTING LINEUPS**

**Offense**

WR 1 Michael Jackson  
 LT 66 Tony Jones  
 LG 72 B. Dahl, 70 J. Rienstra  
 C 63 Jay Hilgenberg  
 RG 68 Ed King  
 RT 69 Dan Fike  
 TE 83 Mark Bavaro  
 WR 85 Lawyer Tillman  
 QB 19 B. Kosar, 18 M. Tomczak  
 FB 44 T. Vardell, 34 K. Mack  
 RB 33 L. Hoard, 21 E. Metcalf

**Defense**

LDE 90 Rob Burnett  
 LDT 96 James Jones  
 RDT 92 Michael Dean Perry  
 RDE 98 Anthony Pleasant  
 LOLB 58 David Brandon  
 MLB 59 Mike Johnson  
 RDLB 57 Clay Matthews  
 LCB 31 Frank Minnifield  
 RCB 24 Terry Taylor  
 SS 29 Eric Turner  
 FS 22 Vince Newsome

**Radio Announcers:**  
 Nev Chandler, Doug Diiken, Jim Mueller (WHK 1420 AM, WWMW 100.7 FM)

Total Net Yards	4,492	4,757			
Avg. Per Game	280.8	297.3			
Total Plays	883	963			
Avg. Per Play	5.1	4.9			
Net Yards Rushing	1,607	1,605			
Avg. Per Game	100.4	100.3			
Total Rushes	451	429			
Net Yards Passing	2,885	3,152			
Avg. Per Game	180.3	197.0			
Sacked/Yards Lost	34/217	48/315			
Gross Yards	3,102	3,467			
Attempts/Completions	398/238	486/291			
Completion Pct.	59.8%	59.9%			
Had Intercepted	16	13			
Punts/Avg.	75/41.1	74/44.5			
Net Punting Avg.	75/38.0	74/38.7			
Penalties/Yards Lost	104/765	93/764			
Fumbles/Ball Lost	19/12	33/20			
Touchdowns	30	29			
Rushing	7	5			
Passing	18	23			
Returns	5	1			
Avg. Time Of Possession	30:13	29:47			

Receiving	No	Yds	Avg	LG	TD
Jackson, Michael	47	755	16.1	69t	7
Metcalf, Eric	47	614	13.1	69t	5
Hoard, Leroy	26	310	11.9	46t	1
Tillman, Lawyer	25	498	19.9	52	0
Bavaro, Mark	25	315	12.6	39	2
Holohan, Pete	20	170	8.5	24	0
Vardell, Tommy	13	128	9.8	23	0
Mack, Kevin	13	81	6.2	23	0
Smith, Rico	5	64	12.8	21	0
Galbraith, Scott	4	63	15.8	28	1
Collins, Shawn	3	31	10.3	11	0
Baldwin, Randy	2	30	15.0	20	0
Holland, Jamie	2	27	13.5	16	0
Woffley, Ron	2	8	4.0	6	1
Brooks, James	2	-1	-0.5	4	0
McCardell, Keenan	1	8	8.0	8	0
Jones, James	1	1	1.0	1t	1
Browns	238	3,102	13.0	69t	18
Opponents	291	3,467	11.9	68t	23

Score By Periods	1st	2nd	3rd	4th	OT	Tot
Browns	63	31	76	102	0	272
Opponents	55	47	80	93	0	275

Interceptions	No	Yds	Avg	LG	TD
Newsome, Vince	3	55	18.3	29	0
Brandon, David	2	123	61.5	92t	1
Walls, Everson	2	26	13.0	24	0
Minnifield, Frank	2	6	3.0	5	0
Matthews, Clay	1	6	6.0	6	0
Turner, Eric	1	6	6.0	6	0
Johnson, Mike	1	0	0.0	0	0
Taylor, Terry	1	0	0.0	0	0
Browns	13	222	17.1	92t	1
Opponents	16	213	13.3	69	1

Scoring	Ru	Pa	Rt	DT	PAT	2Ru/2Pa	FG	Sa	TP
Stover, Matt	0	0	0	0	0	29/30	0	21/29	0
Metcalf, Eric	1	5	1	0	0/0	0	0	0/0	0
Jackson, M.	0	7	0	0	0	0	0	0/0	0
Mack, Kevin	6	0	0	0	0	0	0	0/0	0
Bavaro, Mark	0	2	0	0	0	0	0	0/0	0
Brandon, David	0	2	0	0	0	0	0	0/0	0
Jones, James	0	1	0	0	0	0	0	0/0	0
Galbraith, S.	0	1	0	0	0	0	0	0/0	0
Johnson, Mike	0	0	1	0	0	0	0	0/0	0
Hoard, Leroy	0	1	0	0	0	0	0	0/0	0
Moore, Stevon	0	0	1	0	0	0	0	0/0	0
Woffley, Ron	0	1	0	0	0	0	0	0/0	0
Browns	7	18	1	4	29/30	0	21/29	0	
Opponents	5	23	0	1	29/29	0	24/29	0	

Punting	No	Yds	Avg	In20	TB	LG	Bk
Hansen, Brian	74	3,083	41.7	28	7	73	1
Team, Stat	1	0	0.0	0	0	0	0
Browns	75	3,083	41.1	28	7	73	1
Opponents	74	3,293	44.5	19	4	66	0

Rushing	No	Yds	Avg	LG	TD
Mack, Kevin	169	543	3.2	37	6
Vardell, Tommy	99	369	3.7	35	0
Metcalf, Eric	73	301	4.1	31	1
Hoard, Leroy	54	236	4.4	37	0
Tomczak, Mike	24	39	1.6	16	0
Brooks, James	13	38	2.9	13	0
Baldwin, Randy	10	31	3.1	11	0
Kosar, Bernie	5	12	2.4	8	0
Tillman, Lawyer	2	15	7.5	15	0
Jackson, Michael	1	21	21.0	21	0
Woffley, Ron	1	2	2.0	2	0
Browns	451	1,607	3.6	37	7
Opponents	429	1,605	3.7	48	5

Punt Returns	No	FC	Yds	Avg	LG	TD
Metcalf, Eric	44	10	429	9.8	75t	1
Browns	44	10	429	9.8	75t	1
Opponents	27	23	234	8.7	50	0

Kickoff Returns	No	Yds	Avg	LG	TD
Baldwin, Randy	30	675	22.5	47	0
Metcalf, Eric	9	157	17.4	30	0
Hoard, Leroy	2	34	17.0	25	0
Vardell, Tommy	2	14	7.0	13	0
Browns	43	880	20.5	47	0
Opponents	51	907	17.8	30	0

Team Statistics	Browns	Opponent
Total First Downs	242	281
Rushing	85	86
Passing	141	170
Penalty	16	25
3rd Down: Made/Att	67/196	76/205
3rd Down Pct.	34.2%	37.1%
4th Down: Made/Att	9/17	7/14
4th Down Pct.	52.9%	50.0%

Field Goals	1-19	20-29	30-39	40-49	50+	Tot
Stover, Matt	1/1	11/11	6/8	2/6	1/3	21/29
Browns	1/1	11/11	6/8	2/6	1/3	21/29
Opponents	0/0	10/11	7/8	7/8	0/2	24/29

Passing	Att	Cmp	Yds	Pct	Av/At	TD	TD%	Int	Int%	LG	Tkld	Ratng
Tomczak, Mike	211	120	1,693	56.9	8.02	7	3.3	7	3.3	52	12/85	80.1
Kosar, Bernie	155	103	1,160	66.5	7.48	8	5.2	7	4.5	69t	21/126	87.0
Philcox, Todd	27	13	217	48.1	8.04	3	11.1	1	3.7	69t	1/6	97.3
Goebel, Brad	3	2	32	66.7	10.67	0	0.0	0	0.0	22	0/0	102.1
Metcalf, Eric	1	0	0	0.0	0.00	0	0.0	0	0.0	0	0/0	39.6
Stover, Matt	1	0	0	0.0	0.00	0	0.0	1	100.0	0	0/0	0.0
Browns	398	238	3,102	59.8	7.79	18	4.5	16	4.0	69t	34/217	82.7
Opponents	486	291	3,467	59.9	7.13	23	4.7	13	2.7	68t	48/315	86.3

# YEAR BY YEAR

## 1993 REGULAR SEASON RESULTS (7-9)

Coach: Bill Belichick  
 Top Draft Choice: C Steve Evertt

### 1993 USUAL STARTING LINEUPS

Offense	
WR 81	Michael Jackson
LT 66	Tony Jones
LG 64	Houston Hoover
C 61	Steve Evertt
RG 72	Bob Dahl
RT 62	Gene Williams
TE 88	Brian Kinchen
WR 83	Mark Carrier
QB 12	V. Testaverde, 19 B. Kosar
FB 44	Tommy Vardell
RB 21	E. Metcalf, 33 L. Hoard
Defense	
LDE 90	Rob Burnett
LDT 96	J. Jones, 93 J. Ball
RDT 92	Michael Dean Perry
RDE 98	Anthony Pleasant
LOLB 53	Pepper Johnson
MLB 59	Mike Johnson
ROLB 57	Clay Matthews
LCB 24	Terry Taylor
RCB 48	Najee Mustafaa
SS 27	Stevon Moore
FS 29	Eric Turner

Radio Announcers:  
 Nev Chandler, Doug Dieken, Jim Mueller (WHK  
 1420 AM, WVMW 100.7 FM)

Total Net Yards	4,740	4,778
Avg. Per Game	296.3	298.6
Total Plays	948	1,040
Avg. Per Play	5.0	4.6
Net Yards Rushing	1,701	1,654
Avg. Per Game	106.3	103.4
Total Rushes	425	451
Net Yards Passing	3,039	3,124
Avg. Per Game	189.9	195.3
Sacked/Yards Lost	45/289	48/342
Gross Yards	3,328	3,466
Attempts/Completions	478/262	541/306
Completion Pct.	54.8%	56.6%
Had Intercepted	19	13
Punts/Avg.	84/43.2	85/42.4
Net Punting Avg.	84/38.0	85/35.8
Penalties/Yards Lost	121/842	105/621
Fumbles/Ball Lost	27/17	28/9
Touchdowns	36	30
Rushing	8	9
Passing	23	19
Returns	5	2
Avg. Time Of Possession	29:32	30:28

Score By Periods	1st	2nd	3rd	4th	OT	Tot
Browns	56	99	58	91	0	304
Opponents	64	110	52	81	0	307

Scoring	Ru	Pa	Ri	Di	PAT	2Ru/2Pa	Fg	Sat	TP	
Stover, Matt	0	0	0	0	36/36	0	0	16/22	0	84
Jackson, M.	0	8	0	0	0/0	0	0	0/0	0	48
Cardell, Eric	1	2	2	0	0/0	0	0	0/0	0	30
Carrier, Mark	1	3	1	0	0/0	0	0	0/0	0	30
Vardell, Tommy	3	1	0	0	0/0	0	0	0/0	0	24
McCardell, K.	0	4	0	0	0/0	0	0	0/0	0	24
Kinchen, Brian	0	2	0	0	0/0	0	0	0/0	0	12
Philcox, Todd	1	0	0	0	0/0	0	0	0/0	0	6
Baldwin, R.	0	1	0	0	0/0	0	0	0/0	0	6
Woffley, Ron	0	1	0	0	0/0	0	0	0/0	0	6
Moore, Stevon	0	0	1	0	0/0	0	0	0/0	0	6
Mack, Kevin	1	0	0	0	0/0	0	0	0/0	0	6
Mustafaa, N.	0	0	0	1	0/0	0	0	0/0	0	6
Tillman, L.	0	1	0	0	0/0	0	0	0/0	0	6
Jones, James	1	0	0	0	0/0	0	0	0/0	0	6
Pleasant, A.	0	0	0	0	0/0	0	0	0/0	1	2
Riddick, Louis	0	0	0	0	0/0	0	0	0/0	1	2
Browns	8	23	3	2	36/36	0	0	16/22	2	304
Opponents	9	19	0	2	30/30	0	0	31/38	2	307

Rushing	No	Yds	Avg	LG	TD
Vardell, Tommy	171	644	3.8	54	3
Metcalf, Eric	129	611	4.7	55	1
Hoard, Leroy	56	227	4.1	30	0
Testaverde, Vinny	18	74	4.1	14	0
Baldwin, Randy	18	61	3.4	11	0
Kosar, Bernie	14	19	1.4	10	0
Mack, Kevin	10	33	3.3	7	1
Carrier, Mark	4	26	6.5	15t	1
Philcox, Todd	2	3	1.5	3t	1

Receiving	No	Yds	Avg	LG	TD
Metcalf, Eric	63	539	8.6	49t	2
Carrier, Mark	43	746	17.3	55	3
Jackson, Michael	41	756	18.4	62t	8
Hoard, Leroy	35	351	10.0	41	0
Kinchen, Brian	29	347	12.0	40	2
Vardell, Tommy	19	151	7.9	28t	1
McCardell, Keenan	13	234	18.0	43	4
Tillman, Lawyer	5	68	13.6	18	1
Woffley, Ron	5	25	5.0	9	1
Smith, Rico	4	55	13.8	17	0
Rowe, Patrick	3	37	12.3	16	0
Williams, Clarence	1	14	14.0	14	0
Baldwin, Randy	1	5	5.0	5t	1
Browns	262	3,323	12.7	62t	23
Opponents	306	3,466	11.3	56	19

Interceptions	No	Yds	Avg	LG	TD
Turner, Eric	5	25	5.0	19	0
Jones, Selwyn	3	0	0.0	0	0
Mustafaa, Najee	1	97	97.0	97t	1
Hilliard, Randy	1	54	54.0	54	0
Speer, Del	1	22	22.0	22	0
Matthews, Clay	1	10	10.0	10	0
Johnson, Mike	1	0	0.0	0	0
Browns	13	208	16.0	97t	1
Opponents	19	246	12.9	69	0

Punting	No	Yds	Avg	in20	TB	LG	Bk
Hansen, Brian	82	3,632	44.3	15	10	72	2
Team, Stat	2	0	0.0	0	0	0	0
Browns	84	3,632	43.2	15	10	72	2
Opponents	85	3,603	42.4	24	7	61	0

Punt Returns	No	FC	Yds	Avg	LG	TD
Metcalf, Eric	36	11	464	12.9	91t	2
Carrier, Mark	6	1	92	15.3	56t	1
Turner, Eric	0	0	7	0.0	7	0
Browns	42	12	563	13.4	91t	3
Opponents	49	14	438	8.9	36	0

Kickoff Returns	No	Yds	Avg	LG	TD
Baldwin, Randy	24	444	18.5	31	0
Metcalf, Eric	15	318	21.2	47	0
Hoard, Leroy	13	286	22.0	39	0
Vardell, Tommy	4	58	14.5	16	0
Smith, Rico	1	13	13.0	13	0
Kinchen, Brian	1	0	0.0	0	0
Browns	58	1,119	19.3	47	0
Opponents	46	814	17.7	49	0

Field Goals	1-19	20-29	30-39	40-49	50+	Tot
Stover, Matt	0/0	4/4	5/6	6/8	1/4	16/22
Browns	0/0	4/4	5/6	6/8	1/4	16/22
Opponents	1/1	13/14	6/10	8/9	3/4	31/38

Date	Result	Opponent	Att.
09/05	W 27-14	Cincinnati Bengals	75,508
09/13	W 23-13	San Francisco 49ers	78,218
09/19	W 19-16	at Los Angeles Raiders	48,617
09/26	L 10-23	at Indianapolis Colts	59,654
10/10	L 14-24	Miami Dolphins	78,138
10/17	W 28-17	at Cincinnati Bengals	55,647
10/24	W 28-23	Pittsburgh Steelers	78,118
11/07	L 14-29	Denver Broncos	77,818
11/14	L 5-22	at Seattle Seahawks	54,622
11/21	L 20-27	Houston Oilers	71,668
11/28	L 14-17	at Atlanta Falcons	54,510
12/05	W 17-13	New Orleans Saints	60,388
12/12	L 17-19	at Houston Oilers	58,720
12/19	L 14-20	New England Patriots	48,618
12/26	W 42-14	at Los Angeles Rams	34,155
01/02	L 9-16	at Pittsburgh Steelers	49,208

Team Statistics	Browns	Opponent
Total First Downs	294	290
Rushing	91	94
Passing	152	170
Penalty	21	26
3rd Down: Made/Att	66/201	88/231
3rd Down Pct.	32.8%	38.1%
4th Down: Made/Att	11/14	6/13
4th Down Pct.	78.6%	46.2%

Passing	Att	Cmp	Yds	Pct	Av/At	TD	TD%	Int	Int%	LG	Tkld	Rating
Testaverde, Vinny	230	130	1,797	56.5	7.81	14	6.1	9	3.9	62t	17/101	85.7
Kosar, Bernie	138	79	807	57.2	5.85	5	3.6	3	2.2	38t	21/128	77.2
Philcox, Todd	108	52	699	48.1	6.47	4	3.7	7	6.5	56	7/60	54.5
Jackson, Michael	1	1	25	100.0	25.00	0	0.0	0	0.0	25	0/0	118.8
Hoard, Leroy	1	0	0	0.0	0.00	0	0.0	0	0.0	0	0/0	39.6
Browns	478	262	3,328	54.8	6.96	23	4.8	19	4.0	62t	45/289	76.2
Opponents	541	306	3,466	56.6	6.41	19	3.5	13	2.4	56t	48/342	77.6



# YEAR BY YEAR

## 1994 REGULAR SEASON RESULTS (11-5)

**Coach:** Bill Belichick  
**Top Draft Choice:** CB Antonio Langham

**1994 USUAL STARTING LINEUPS**

**Offense**

WR 81 M. Jackson, 83 M. Carrier  
 LT 66 Tony Jones  
 LG 69 D. Dawson, 63 W. Williams  
 C 61 Steve Everett  
 RG 72 Bob Dahl  
 RT 77 O. Brown, 62 G. Williams  
 TE 88 B. Kinchen, 89 W. Reeves  
 WR 85 Derrick Alexander  
 QB 12 Vinny Testaverde, 11 M. Rypien  
 FB 33 L. Hoard, 44 T. Vardell  
 RB 21 Eric Metcalf

**Defense**

LDE 90 Rob Burnett  
 LDT 94 Bill Johnson  
 RDT 92 Michael Dean Perry  
 RDE 98 Anthony Pleasant  
 LOLB 58 Carl Banks  
 MLB 52 Pepper Johnson  
 ROLB 50 Frank Stams  
 LCB 38 Antonio Langham  
 RCB 28 Don Griffin  
 SS 27 Stevon Moore  
 FS 29 Eric Turner

**Radio Announcers:**  
 Casey Coleman, Doug Dieken, Jim Mueller  
 (WKNA 1220 AM, WDOX 102.1 FM)

3rd Down: Made/Att	69/204	83/242
3rd Down Pct.	33.8%	34.3%
4th Down: Made/Att	4/12	7/18
4th Down Pct.	33.3%	38.9%
Total Net Yards	4,832	4,826
Avg. Per Game	302.0	301.6
Total Plays	970	1,090
Avg. Per Play	5.0	4.4
Net Yards Rushing	1,657	1,669
Avg. Per Game	103.6	104.3
Total Rushes	449	465
Net Yards Passing	3,175	3,157
Avg. Per Game	198.4	197.3
Sacked/Yards Lost	14/94	38/268
Gross Yards	3,269	3,425
Attempts/Completions	507/266	587/325
Completion Pct.	52.5%	55.4%
Had Intercepted	21	18
Punts/Avg.	80/40.1	97/40.0
Net Punting Avg.	80/37.4	97/35.2
Penalties/Yards Lost	113/969	129/1,139
Fumbles/Ball Lost	26/14	26/13
Touchdowns	37	22
Rushing	12	9
Passing	20	13
Returns	5	0
Avg. Time Of Possession	28:43	31:17

Rypien, Mark	7	4	0.6	2	0
Alexander, Derrick	4	38	9.5	25	0
Carrier, Mark	1	14	14.0	14t	1
Jones, James	1	0	0.0	0	0
Browns	449	1,657	3.7	39	12
Opponents	465	1,669	3.6	41	9

**Score By Periods**

	1st	2nd	3rd	4th	OT	Tot.
Browns	65	121	55	99	0	— 304
Opponents	52	58	28	66	0	— 204

Receiving	No	Yds	Avg	LG	TD
Alexander, Derrick	48	828	17.3	81t	2
Metcalf, Eric	47	436	9.3	57t	3
Hoard, Leroy	45	445	9.9	65t	4
Carrier, Mark	29	452	15.6	43	5
Kinchen, Brian	24	232	9.7	38	1
Jackson, Michael	21	304	14.5	30	2
Vardell, Tommy	16	137	8.6	19	1
Byner, Earnest	11	102	9.3	30	0
McCardell, Keenan	10	182	18.2	34	0
Reeves, Walter	6	61	10.2	22	1
Baldwin, Randy	3	15	5.0	15	0
Hartley, Frank	3	13	4.3	8	1
Smith, Rico	2	61	30.5	50	0
Jones, James	1	1	1.0	1	0
Browns	266	3,269	12.3	81t	20
Opponents	325	3,425	10.5	44	13

Interceptions	No	Yds	Avg	LG	TD
Turner, Eric	9	199	22.1	93t	1
Jacobs, Tim	2	9	4.5	8	0
Langham, Antonio	2	2	1.0	2	0
Griffin, Don	2	2	1.0	2	0
Stams, Frank	1	7	7.0	7	0
Booth, Issac	1	4	4.0	4	0
Caldwell, Mike	1	0	0.0	0	0
Browns	18	223	12.4	93t	1
Opponents	21	225	10.7	49	0

Date	Result	Opponent	Att.
09/04	W 28-20	at Cincinnati Bengals	52,778
09/11	L 10-17	Pittsburgh Steelers	77,774
09/18	W 32-0	Arizona Cardinals	62,818
09/25	W 21-14	at Indianapolis Colts	55,821
10/02	W 27-7	New York Jets	76,188
10/13	W 11-8	at Houston Oilers	50,364
10/23	W 37-13	Cincinnati Bengals	77,588
10/30	L 14-26	at Denver Broncos	73,190
11/06	W 13-6	New England Patriots	73,878
11/13	W 26-7	at Philadelphia Eagles	65,233
11/20	L 13-20	at Kansas City Chiefs	69,121
11/27	W 34-10	Houston Oilers	65,088
12/04	L 13-16	New York Giants	72,068
12/10	W 19-14	at Dallas Cowboys	64,826
12/18	L 7-17	at Pittsburgh Steelers	60,808
12/24	W 35-9	Seattle Seahawks	54,180
<b>Wild Card Playoff</b>			
01/01	W 20-13	New England Patriots	77,452
<b>Divisional Playoff</b>			
01/07	L 9-29	at Pittsburgh Steelers	58,185

Scoring	Ru	Pa	Rt	PAT	2Ru/2Pa	FG	Saf	TP
Stover, Matt	0	0	0	32/32	0	0	26/28	0 110
Hoard, Leroy	5	4	0	0/0	0	0	0/0	0 54
Metcalf, Eric	2	3	2	0/0	0	0	0/0	0 42
Carrier, Mark	1	5	0	0/0	0	0	0/0	0 36
Alexander, D.	2	2	0	0/0	0	1	0/0	0 14
Testaverde, V.	2	0	0	0/0	0	0	0/0	0 12
Byner, Earnest	2	0	0	0/0	0	0	0/0	0 12
Jackson, M.	0	2	0	0/0	0	0	0/0	0 12
Tupa, Tom	0	0	0	0/0	3	0	0/0	0 6
Baldwin, R.	0	0	1	0/0	0	0	0/0	0 6
Turner, Eric	0	0	0	1/0	0	0	0/0	0 6
Hartley, Frank	0	1	0	0/0	0	0	0/0	0 6
Kinchen, Brian	0	1	0	0/0	0	0	0/0	0 6
Reeves, Walter	0	1	0	0/0	0	0	0/0	0 6
Hill, Travis	0	0	1	0/0	0	0	0/0	0 6
Vardell, Tommy	0	1	0	0/0	0	0	0/0	0 6
Browns	12	20	3	32/32	3	1	26/28	0 340
Opponents	9	13	0	19/19	0	1	17/26	0 204

Punting	No	Yds	Avg	In20	TB	LG	Bk
Tupa, Tom	80	3,211	40.1	27	8	65	0
Browns	80	3,211	40.1	27	8	65	0
Opponents	97	3,880	40.0	24	11	59	1

Punt Returns	No	FC	Yds	Avg	LG	TD
Metcalf, Eric	35	6	348	9.9	92t	2
Carrier, Mark	9	1	112	12.4	60	0
Caldwell, Mike	1	0	2	2.0	2	0
Turner, Eric	1	0	0	0.0	0	0
Browns	46	7	462	10.0	92t	2
Opponents	38	15	220	5.8	31	0

Kickoff Returns	No	Yds	Avg	LG	TD
Baldwin, Randy	28	753	26.9	85t	1
Metcalf, Eric	9	210	23.3	32	0
Kinchen, Brian	3	38	12.7	15	0
Hoard, Leroy	2	30	15.0	20	0
Browns	42	1,031	24.5	85t	1
Opponents	71	1,372	19.3	54	0

Field Goals	1-19	20-29	30-39	40-49	50+	Tot.
Stover, Matt	1/1	7/7	10/11	8/8	0/1	26/28
Browns	1/1	7/7	10/11	8/8	0/1	26/28
Opponents	0/0	6/7	7/9	4/8	0/2	17/26

Team Statistics	Browns	Opponent
Total First Downs	273	304
Rushing	80	98
Passing	161	173
Penalty	32	33

Rushing	No	Yds	Avg	LG	TD
Hoard, Leroy	209	890	4.3	39	5
Metcalf, Eric	93	329	3.5	37t	2
Byner, Earnest	75	219	2.9	15	2
Baldwin, Randy	23	78	3.4	16	0
Testaverde, Vinny	21	37	1.8	12	2
Vardell, Tommy	15	48	3.2	9	0

Passing	Att	Cmp	Yds	Pct	Av/Att	TD	TD%	Int	Int%	LG	Tkld	Rating
Testaverde, Vinny	376	207	2,575	55.1	6.85	16	4.3	18	4.8	81t	12/83	70.7
Rypien, Mark	128	59	694	46.1	5.42	4	3.1	3	2.3	43	2/11	63.7
Jackson, Michael	2	0	0	0.0	0.00	0	0.0	0	0.0	0	0/0	39.6
Metcalf, Eric	1	0	0	0.0	0.00	0	0.0	0	0.0	0	0/0	39.6
Browns	507	266	3,269	52.5	6.45	20	3.9	21	4.1	81t	14/94	68.6
Opponents	587	325	3,425	55.4	5.83	13	2.2	18	3.1	44	38/268	67.1

# YEAR BY YEAR

## 1995 REGULAR SEASON RESULTS (5-11)

Coach: Bill Belichick  
Top Draft Choice: LB Craig Powell

### 1995 USUAL STARTING LINEUPS

Offense	
WR 81	Michael Jackson
LT 66	Tony Jones
LG 63	Wally Williams
C 61	Steve Everitt
RG 72	Bob Dahl
RT 77	Orlando Brown
TE 88	Brian Kinchen
TE 48	Frank Hartley
WR 80	Andre Rison
QB 12	Vinny Testaverde
RB 33	Leroy Hoard
Defense	
LDE 90	Rob Burnett
LDT 73	Tim Goad
RDT 78	Dan Footman
RDE 98	Anthony Pleasant
LOLB 58	Carl Banks
MLB 52	Pepper Johnson
FOLB 51	Gerald Dixon
LCB 38	Antonio Langham
RCB 28	Don Griffin
SS 27	Stevon Moore
FS 29	E. Turner, 43 V. Adams

Radio Announcers:  
Casey Coleman, Doug Dieken, Jim Mueller  
(WKNR 1220 AM, WDOK 102.1 FM)

Avg. Per Game	317.3	353.0	McCardell, Keenan	56	709	12.7	36	4					
Total Plays	985	1,082	Rison, Andre	47	701	14.9	59	3					
Avg. Per Play	5.2	5.2	Jackson, Michael	44	714	16.2	70t	9					
Net Yards Rushing	1,482	1,826	Kinchen, Brian	20	216	10.8	41	0					
Avg. Per Game	92.6	114.1	Bishop, Harold	16	135	8.4	21	0					
Total Rushes	398	480	Alexander, Derrick	15	216	14.4	40	0					
Net Yards Passing	3,594	3,822	Smith, Rico	13	173	13.3	29t	1					
Avg. Per Game	224.6	238.9	Hoard, Leroy	13	103	7.9	24	0					
Sacked/Yards Lost	32/178	29/191	Hartley, Frank	11	137	12.5	23	1					
Gross Yards	3,772	4,013	White, Lorenzo	8	64	8.0	28	0					
Attempts/Completions	555/324	573/360	Vardell, Tommy	6	18	3.0	7	0					
Completion Pct.	58.4%	62.8%	Reeves, Walter	6	12	2.0	3	1					
Had Intercepted	20	17	Hunter, Earnest	5	42	8.4	17	0					
Punts/Avg.	65/43.6	59/47.1	Riddick, Louis	1	25	25.0	25	0					
Net Punting Avg.	65/39.0	59/37.4	Testaverde, Vinny	1	7	7.0	7	0					
Penalties/Yards Lost	107/966	108/736	Powers, Ricky	1	6	6.0	6	0					
Fumbles/Ball Lost	29/9	20/11	Browns	324	3,772	11.6	70t	21					
Touchdowns	31	40	Opponents	360	4,013	11.1	52	23					
Rushing	5	15	<b>Interceptions</b>						<b>No</b>	<b>Yds</b>	<b>Avg</b>	<b>LG</b>	<b>TD</b>
Passing	23	23	Moore, Stevon	5	55	11.0	28	0					
Returns	3	2	Dixon, Gerald	2	48	24.0	30	1					
Avg. Time Of Possession	28:24	31:36	Hall, Dana	2	41	20.5	36	0					

Score By Periods	1st	2nd	3rd	4th	OT	Tot.
Browns	37	97	59	93	3	289
Opponents	89	91	43	133	0	356

Scoring	Ra	Pa	Rt	Of	PAT	2Pt/2Pt	FG	Sa	Tp	
Stover, Matt	0	2	0	0	26/26	0	0	29/33	0	125
Jackson, M.	0	9	0	0	0/0	0	0	0/0	0	54
McCardell, K.	0	4	0	0	0/0	0	0	0/0	0	24
Byner, Earnest	2	2	0	0	0/0	0	0	0/0	0	24
Rison, Andre	0	3	0	0	0/0	0	0	0/0	0	18
Testaverde, V.	2	0	0	0	0/0	0	0	0/0	0	12
Reeves, Walter	0	1	0	0	0/0	0	0	0/0	0	6
Alexander, D.	0	1	0	0	0/0	0	0	0/0	0	6
Smith, Rico	0	1	0	0	0/0	0	0	0/0	0	6
Caldwell, Mike	0	1	0	0	0/0	0	0	0/0	0	6
Dixon, Gerald	0	1	0	0	0/0	0	0	0/0	0	6
Hartley, Frank	0	1	0	0	0/0	0	0	0/0	0	6
White, Lorenzo	1	0	0	0	0/0	0	0	0/0	0	6
Zeier, Eric	0	0	0	0	0/0	1	0	0/0	0	2
Browns	5	23	1	2	26/26	1	0	29/33	0	301
Opponents	15	23	0	2	34/36	1	1	26/34	0	356

Byner, Earnest	No	Yds	Avg	In/20	TB	LG	Blk
Punting							
Tupa, Tom	65	2,831	43.6	18	9	64	0
Browns	65	2,831	43.6	18	9	64	0
Opponents	59	2,462	41.7	18	9	61	0

Punt Returns	No	FC	Yds	Avg	LG	TD
Alexander, Derrick	9	0	122	13.6	69t	1
McCardell, Keenan	13	14	93	7.2	17	0
Hunter, Earnest	3	0	40	13.3	17	0
Griffin, Don	0	2	0	0.0	0	0
Browns	25	16	255	10.2	69t	1
Opponents	34	9	296	8.7	56	0

Kickoff Returns	No	Yds	Avg	LG	TD
-----------------	----	-----	-----	----	----

Hunter, Earnest	23	508	22.1	37	0
Alexander, Derrick	21	419	20.0	42	0
Bates, Michael	9	176	19.6	38	0
McCardell, Keenan	9	161	17.9	28	0
Byner, Earnest	5	98	19.6	27	0
Powers, Ricky	3	54	18.0	20	0
Frederick, Mike	2	16	8.0	11	0
Hoard, Leroy	1	13	13.0	13	0
Dixon, Gerald	1	10	10.0	10	0
Browns	74	1,455	19.7	42	0
Opponents	63	1,172	18.6	45	0

Field Goals	1-19	20-29	30-39	40-49	50+	Tot.
Stover, Matt	1/1	12/12	9/10	7/9	0/1	29/33
Browns	1/1	12/12	9/10	7/9	0/1	29/33
Opponents	0/0	9/12	12/12	4/7	1/3	26/34

Receiving	No	Yds	Avg	LG	TD
-----------	----	-----	-----	----	----

Byner, Earnest	61	494	8.1	29t	2
----------------	----	-----	-----	-----	---

Passing	Att	Cmp	Yds	Pct	Av/At	TD	TD%	Int	Int%	LG	Tkld	Rating
Testaverde, Vinny	392	241	2,883	61.5	7.35	17	4.3	10	2.6	70t	17/87	87.8
Zeier, Eric	161	82	864	50.9	5.37	4	2.5	9	5.6	59	15/91	51.9
Tupa, Tom	1	1	25	100.0	25.00	0	0.0	0	0.0	25	0/0	118.8
Jackson, Michael	1	0	0	0.0	0.00	0	0.0	1	100.0	0	0/0	0.0
Browns	555	324	3,772	58.4	6.80	21	3.8	20	3.6	70t	32/178	76.6
Opponents	573	360	4,013	62.8	7.00	23	4.0	17	3.0	52	29/191	84.6

# YEAR BY YEAR

## 1999 REGULAR SEASON RESULTS (2-14)

Coach: Chris Palmer  
Top Draft Choice: QB Tim Couch

**1999 USUAL STARTING LINEUPS**

**Offense**

WR 85 Kevin Johnson  
LT 75 Lomas Brown  
LG 71 Jim Pyne  
C 64 Dave Wohlabaugh  
RG 79 Scott Rehberg  
RT 77 Orlando Brown  
TE 82 Irv Smith  
WR 86 L. Shepherd, 84 D. Chiverini  
QB 2 Tim Couch  
RB 42 Terry Kirby  
FB 44 Marc Edwards

**Defense**

LE 53 John Thierry  
LT 73 Darius Holland  
RT 67 John Jurkovic  
RE 94 Derrick Alexander  
LLB 55 Rahim Abdullah  
MLB 58 Wali Rainer  
RLB 95 Jamir Miller  
LCB 47 Ryan McNeil  
RCB 33 Daylon McCutcheon  
SS 23 Marquez Pope  
FS 24 Corey Fuller

**Radio Announcers:**  
Jim Donovan, Doug Dieken (WMMJ 105.7 FM, WTAM 1100 AM)

Date	Result	Opponent	Att.
09/12	L 0-43	Pittsburgh Steelers	73,138
09/19	L 9-26	at Tennessee Titans	65,904
09/26	L 10-17	at Baltimore Ravens	68,803
10/03	L 7-19	New England Patriots	72,368
10/10	L 17-18	Cincinnati Bengals	73,048
10/17	L 7-24	at Jacksonville Jaguars	62,047
10/24	L 3-34	at St. Louis Rams	65,866
10/31	W 21-16	at New Orleans Saints	48,817
11/07	L 9-41	Baltimore Ravens	72,898
11/14	W 16-15	at Pittsburgh Steelers	58,213
11/21	L 17-31	Carolina Panthers	72,818
11/28	L 21-33	Tennessee Titans	72,008
12/05	L 10-23	at San Diego Chargers	53,147
12/12	L 28-44	at Cincinnati Bengals	59,972
12/19	L 14-24	Jacksonville Jaguars	72,038
12/26	L 28-29	Indianapolis Colts	72,618

Team Statistics	Browns	Opponent
Total First Downs	220	368
Rushing	64	161
Passing	134	187
Penalty	22	20
3rd Down: Made/Att	59/203	110/235
3rd Down Pct.	29.1	46.8
4th Down: Made/Att	9/13	8/13
4th Down Pct.	69.2	61.5
Possession Avg.	23:38	36:22

Total Net Yards	3762	6046
Avg. Per Game	235.1	377.9
Total Plays	865	1158
Avg. Per Play	4.3	5.2
Net Yards Rusing	1150	2736
Avg. Per Game	71.9	171.0
Total Rushes	313	610
Net Yards Passing	2612	3310
Avg. Per Game	163.3	206.9
Sacked/Yards Lost	60/385	25/147
Gross Yards	2997	3457
Att./Completions	492/271	523/331
Completion Pct.	55.1	63.3
Had Intercepted	15	8
Punts/Av.	106/43.8	66/40.9
Net Punting Avg.	106/34.6	66/37.3
Penalties/Yards Lost	92/714	88/776
Fumbles/Ball Lost	29/16	25/12
Touchdowns	28	49
Rushing	9	29
Passing	19	17
Returns	0	3

Score by Periods	1st	2nd	3rd	4th	OT	Tot.
Browns	37	77	43	60	0	217
Opponents	75	146	99	117	0	437

Scoring	Ru	Pa	Rt	Df	PAT	2Ru/2Pa	FG	Saf	TP	
Kirby, Terry	6	3	0	0	0	0	0	0	54	
Dawson, Phil	1	0	0	0	23/24	0	8/12	0	53	
Johnson, Kevin	0	0	0	0	0	0	0	0	48	
Chiverini D.	0	4	0	0	0	0	0	0	24	
Abdul-Jabbar, K.L.G.	1	1	0	0	0	0	0	0	12	
Abdul-Jabbar, K.T.M.	0	1	0	0	0	0	0	0	6	
Edwards, Marc2	0	0	0	0	0	0	0	0	12	
Couch, Tim	1	0	0	0	0	1	0	0	8	
Detmer, Ty	1	0	0	0	0	0	0	0	6	
Smith, Irv	0	1	0	0	0	0	0	0	6	
Browns	9	19	0	0	23/24	1	0	8/12	0	217
Opponents	29	17	3	0	40/41	0	1	33/39	1	437

Rushing	No	Yds	Avg	LG	TD
Kirby, Terry	130	452	3.5	28	6
Abdul-Jabbar, K.L.G.	143	445	3.1	21	1
Abdul-Jabbar, K.T.M.	115	350	3.0	21	0
Couch, Tim	40	267	6.7	40	1
Detmer, Ty	6	38	6.3	11	1
Edwards, Marc	6	35	5.8	28	0
Jones, George	8	15	1.9	9	0
Shepherd, Leslie	1	5	5.0	5	0
Dawson, Phil	1	4	4.0	4t	1
Salaam, Rashaan	1	2	2.0	2	0
Shaw, Sedrick	3	2	0.7	3	0
Johnson, Kevin	1	-6	-6.0	-6	0
Powell, Ronnie	1	-14	-14.0	-14	0
Browns	313	1150	3.7	40	9
Opponents	610	2736	4.5	52t	29

Receiving	No	Yds	Avg	LG	TD
Johnson, Kevin	66	985	14.9	64t	8
Kirby, Terry	58	528	9.1	78t	3

Chiverini, Darrin	44	487	11.1	28t	4
Edwards, Marc	27	212	7.9	27t	2
Smith, Irv	24	222	9.3	22	1
Shepherd, Leslie	23	274	11.9	36	0
Abdul-Jabbar, K.L.G.	17	84	4.9	21	1
Abdul-Jabbar, K.T.M.	13	59	4.5	21	1
Campbell, Marc	9	131	14.6	21	0
Davis, Zola	2	38	19.0	25	0
Shaw, Sedrick T.M.	2	8	4.0	7	0
Powell, Ronnie	1	45	45.0	45	0
Dunn, David	1	4	4.0	4	0
Bobo, Orlando	1	3	3.0	3	0
Browns	271	2997	11.1	78t	19
Opponents	331	3457	10.4	54t	17

Interceptions	No	Yds	Avg	LG	TD
Pope, Marquez	2	15	7.5	13	0
Barker, Roy T.M.	1	14	14.0	14	0
McCutcheon, Daylon	1	12	12.0	12	0
Thierry, John	1	8	8.0	8	0
Jones, Lenoy	1	3	3.0	3	0
Abdullah, Rahim	1	0	0.0	0	0
Little, Earl LG	1	0	0.0	0	0
Little, Earl T.M.	1	0	0.0	0	0
Browns	8	52	6.5	14	0
Opponents	15	153	10.2	66t	1

Punting	No	Yds	Avg	in20	inTB	LG	Blk
Gardocki, Chris	106	4645	43.8	34.6	11	61	0
Browns	106	4645	43.8	34.6	11	61	0
Opponents	66	2702	40.9	37.3	4	59	1

Punt Returns	No	FC	Yds	Avg	LG	TD
Johnson, Kevin	19	10	128	6.7	15	0
Dunn, David	4	1	25	6.3	13	0
Gibson, Damon	2	2	9	4.5	8	0
Browns	25	13	162	6.5	15	0
Opponents	68	15	762	11.2	81t	2

Kickoff Returns	No	Yds	Avg	LG	TD
Powell, Ronnie	44	986	22.4	43	0
Kirby, Terry	11	230	20.9	28	0
Dunn, David	9	180	20.0	27	0
Hill, Madre	8	137	17.1	27	0
Saleh, Tarek	5	43	8.6	14	0
Campbell, Marc	3	28	9.3	10	0
Smith, Irv	3	15	5.0	10	0
Chiverini, Darrin	2	35	17.5	22	0
Little, Earl LG	2	34	17.0	20	0
Little, Earl T.M.	2	34	17.0	20	0
Johnson, Kevin	1	25	25.0	25	0
Jones, George	1	12	12.0	12	0
Browns	89	1725	19.4	43	0
Opponents	42	764	18.2	55	0

Field Goals	1-19	20-29	30-39	40-49	50+	Tot.
Dawson, Phil	0/0	2/2	3/5	3/5	0/0	8/12
Browns	0/0	2/2	3/5	3/5	0/0	8/12
Opponents	4/4	13/13	6/7	10/15	0/0	33/39

Passing	Att	Cmp	Yds	Pct	Av/At	TD	TD%	Int	Int%	LG	Tkld	Rating
Couch, Tim	399	223	2447	55.9	6.13	15	3.8	13	3.3	78t	56/359	73.2
Detmer, Ty	91	47	548	51.6	6.02	4	4.4	2	2.2	35	4/26	75.7
Johnson, Kevin	1	0	0	0.0	0.00	0	0.0	0	0.0	0	0/0	39.6
Kirby, Terry	1	1	2	100.0	2.00	0	0.0	0	0.0	2	0/0	79.2
Browns	492	271	2997	55.1	6.09	19	3.9	15	3.0	78t	60/385	73.5
Opponents	523	331	3457	63.3	6.61	17	3.3	8	1.5	54t	25/147	86.8

# YEAR BY YEAR

## 2000 REGULAR SEASON RESULTS (3-13)

Coach: Chris Palmer  
Top Draft Choice: DE Courtney Brown

### 2000 USUAL STARTING LINEUPS

Offense	
WR	85 Kevin Johnson
LT	72 Roman Oben
LG	65 J. Bundren, 75 S. Zahursky
C	64 D. Wohlabaugh, 60 S. O'Hara
RG	61 Everett Lindsay
RT	75 S. Zahursky, 74 J. Brown
TE	80 A. Shea, 83 M. Campbell
WR	82 D. Patten, 86 D. Northcutt
QB	2 T. Couch, 18 D. Pederson
RB	23 E. Rhett, 41 T. Prentice
FB	44 Marc Edwards

Defense	
LE	92 Courtney Brown
LT	99 Orpheus Roye
RT	93 Stalin Colinet
RE	95 Keith McKenzie
LLB	95 J. Miller, 53 R. Abdullah
MLB	58 Wali Rainer
RLB	55 M. Moore, 95 J. Miller
LCB	24 Corey Fuller
RCB	33 Daylon McCutcheon
SS	21 Marquis Smith
FS	43 Percy Ellsworth

Radio Announcers:  
Jim Donovan, Doug Dieken (WMJI 105.7 FM, WTAM 1100 AM)

Total Net Yards	3530	5643	Rhett	14	78	5.6	16	0
Avg. Per Game	220.6	352.7	White	13	100	7.7	25	0
Total Plays	859	1122	Campbell	12	80	6.7	17	1
Avg. Per Play	4.1	5.0	J. Dawson	9	97	10.8	26	1
Net Yards Rushing	1085	2505	Chiaverini	8	68	8.5	18	1
Avg. Per Game	67.8	156.6	B. Brown	2	14	7.0	8	0
Total Rushes	336	594	Saleh	1	22	22.0	22	0
Net Yards Passing	2445	3138	Floyd LG	1	21	21.0	21	0
Avg. Per Game	152.8	196.1	Dunn LG	1	6	6.0	6	0
Sacked/Yards Lost	40/283	42/270	Dunn TM	1	6	6.0	6	0
Gross Yards	2728	3408	L. Jackson	1	5	5.0	5	0
Att./Completions	483/278	486/262	Browns	278	2728	9.8	79	9
Completion Pct.	57.6	53.9	Opponents	262	3408	13.0	61	18
Had Interception	19	12						
Punts/Avg.	108/45.5	68/42.2	<b>Interceptions</b>	<b>No</b>	<b>Yds</b>	<b>Avg</b>	<b>LG</b>	<b>TD</b>
Net Punting Avg.	108/37.3	68/35.8	Fuller	3	0	0.0	0	0
Penalties/Yards Lost	103/925	71/626	Ellsworth	1	33	33.0	33	1
Fumbles/Ball Lost	21/9	27/13	McCutcheon	1	20	20.0	20	0
Touchdowns	17	46	Little	1	7	7.0	7	0
Rushing	7	26	Rainer	1	5	5.0	5	0
Passing	9	18	Moore	1	3	3.0	3	0
Returns	1	2	Chapman	1	0	0.0	0	0
			Holland	1	0	0.0	0	0
			J. Miller	1	0	0.0	0	0
			Sanders	10	0.0	0	0	0
			Browns	12	68	5.7	33	1
			Opponents	19	228	12.0	46	2

Score By Periods	1st	2nd	3rd	4th	OT	Tot.
Browns	51	45	32	33	0	161
Opponents	46	176	115	82	0	419

Scoring	Ru	Pa	Rt	DT	PAT	2Ru/2Pa	FG	Sat	TP	
Dawson, P.	0	0	0	0	17/17	0	0	14/17	0	59
Prentice	7	1	0	0	0	0	0	0	0	48
Edwards	0	2	0	0	0	0	0	0	0	12
Shea	0	2	0	0	0	0	0	0	0	12
Campbell	0	1	0	0	0	0	0	0	0	6
Chiaverini	0	1	0	0	0	0	0	0	0	6
J. Dawson	0	1	0	0	0	0	0	0	0	6
Ellsworth	0	0	1	0	0	0	0	0	0	6
Patten	0	1	0	0	0	0	0	0	0	6
Browns	7	9	1	0	17/17	0	0	14/17	0	161
Opponents	26	18	2	0	44/44	0	0	31/34	2	419

Rushing	No	Yds	Avg	LG	TD
Prentice	173	512	3.0	17	7
Rhett	71	258	3.6	42	0
White	47	145	3.1	14	0
Pederson	18	68	3.8	15	0
Couch	12	45	3.8	31	0
Northcutt	9	33	3.7	13	0
Wynn	3	15	5.0	11	0
Edwards	2	9	4.5	6	0
K. Thompson	1	0	0.0	0	0
Floyd LG	2	-1	-5.0	0	0
Browns	336	1085	3.2	42	7
Opponents	594	2505	4.2	36	26

Receiving	No	Yds	Avg	LG	TD
Johnson	57	669	11.7	79	0
Northcutt	39	422	10.8	37	0
Patten	38	546	14.4	65	1
Prentice	37	191	5.2	13	1
Shea	30	302	10.1	37	2
Edwards	16	128	8.0	21	2

Kickoff Returns	No	Yds	Avg	LG	TD
White	43	935	21.7	40	0
Patten	22	489	21.3	62	0
L. Jackson	9	168	18.7	30	0
Saleh	4	46	11.5	15	0
Campbell	3	30	10.0	13	0
Dunn LG	2	35	17.5	21	0
Little	2	20	10.0	12	0
Burnett LG	1	18	18.0	18	0
Burnett TM	1	18	18.0	18	0
Edwards	1	24	24.0	24	0
Santiago LG	1	13	13.0	13	0
Browns	85	1710	20.1	62	0
Opponents	42	1012	24.1	62	0

Field Goals	1-19	20-29	30-39	40-49	50+	Tot.
P. Dawson	3/3	4/4	5/5	2/5	0/0	14/17
Browns	3/3	4/4	5/5	2/5	0/0	14/17
Opponents	0/0	9/9	13/13	8/10	1/2	31/34

Date	Result	Opponent	Att.
09/03	L 7-27	Jacksonville Jaguars	72,418
09/10	W 24-7	at Cincinnati Bengals	64,006
09/17	W 23-20	Pittsburgh Steelers	73,018
09/24	L 10-36	at Oakland Raiders	45,702
10/01	L 0-12	Baltimore Ravens	73,018
10/08	L 21-29	at Arizona Cardinals	39,148
10/15	L 10-44	at Denver Broncos	75,811
10/22	L 0-22	at Pittsburgh Steelers	57,659
10/29	L 3-12	Cincinnati Bengals	73,118
11/05	L 3-24	New York Giants	72,718
11/12	W 19-11	New England Patriots	72,618
11/19	L 10-24	at Tennessee Titans	68,498
11/26	L 7-44	at Baltimore Ravens	68,361
12/03	L 0-48	at Jacksonville Jaguars	51,262
12/10	L 24-35	Philadelphia Eagles	72,318
12/17	L 0-24	Tennessee Titans	72,318

Team Statistics	Browns	Opponent
Total First Downs	176	343
Rushing	53	147
Passing	110	169
Penalty	13	27
3rd Down: Made/Att	58/210	98/227
3rd Down Pct.	27.6	43.2
4th Down: Made/Att	6/19	11/17
4th Down Pct.	31.6	64.7

Passing	Att	Cmp	Yds	Pct	Av/At	TD	TD%	Int	Int%	LG	Tkld	Rating
Couch	215	137	1483	63.7	6.90	7	3.3	9	4.2	79	10/78	77.3
Pederson	210	117	1047	55.7	4.99	2	1.0	8	3.8	67	17/116	56.6
Wynn	54	22	167	40.7	3.09	0	0.0	1	1.9	32	13/89	41.2
Johnson	3	1	23	33.3	7.67	0	0.0	1	33.3	23	0/0	22.2
K. Thompson	1	1	8	100.0	8.00	0	0.0	0	0.0	8	0/0	100.0
Browns	483	278	2728	57.6	5.65	9	1.9	19	3.9	79	40/283	63.4
Opponents	486	262	3408	53.9	7.01	18	3.7	12	2.5	61	42/270	78.3

# YEAR BY YEAR

## 2001 REGULAR SEASON RESULTS (7-9)

**Coach:** Butch Davis  
**Top Draft Choice:** DT Gerard Warren

**2001 USUAL STARTING LINEUPS**

**Offense**  
 WR 85 Kevin Johnson  
 LT 72 R. Oben, 77 R. Verba  
 LG 77 R. Verba, 60 S. O'Hara  
 C 64 Dave Wohlabaugh  
 RG 86 J. McKinney, 63 B. Bedell  
 RT 69 Roger Chanoine  
 TE 82 R. Dudley, 87 D. J. Santiago  
 WR 81 Q. Morgan, 86 D. Northcutt  
 DB 2 Tim Couch  
 RB 29 J. Jackson, 30 J. White  
 HB 44 M. Sellers, 80 A. Shea

**Defense**  
 LE 78 T. Rogers, 99 O. Roye  
 LT 94 Gerard Warren  
 RT 93 Mark Smith, 99 O. Roye  
 RE 92 C. Brown, 90 K. McKenzie  
 WLB 57 Dwayne Rudd  
 MLB 58 Wali Rainer  
 SLB 95 Jamir Miller  
 LCB 24 Corey Fuller  
 RCB 33 Daylon McCutcheon  
 SS 21 Earl Little  
 FS 43 P. Ellsworth, 23 D. Bush

**Radio Announcers:**  
 Jim Donovan, Doug Dieken (WMJI 105.7 FM, WTAM 1100 AM)

Total Plays	934	1089	Shea	14	86	6.1	12	0
Avg. Per Play	4.4	4.9	King	11	149	13.5	48	0
Net Yards Rushing	1351	2208	Dudley	9	115	12.8	27	0
Avg. Per Game	84.4	138.0	Sellers	7	73	10.4	28	2
Total Rushes	417	494	German	7	65	9.3	18	0
Net Yards Passing	2801	3089	J. Jackson	7	56	8.0	16	0
Avg. Per Game	175.1	193.1	Gay	4	11	2.8	7	0
Sacked/Yards Lost	51/353	43/288	J. Moreland LG	3	15	5.0	6	0
Gross Yards	3154	3377	J. Moreland TM	3	15	5.0	6	0
Att./Completions	466/279	552/309	O'Hara	1	2	2.0	2t	1
Completion Pct.	59.9	56.0	Couch	1	-10	-10.0	-10	0
Had Intercepted	21	33	Browns	279	3154	11.3	78	18
Punts/Average	99/42.9	74/43.2	Opponents	309	3377	10.9	71t	18
Net Punting Avg.	99/34.6	74/37.7						
Penalties/Yards	94/825	103/729						
Fumbles/Ball Lost	24/12	35/9						
Touchdowns	31	35						
Rushing	8	11						
Passing	18	18						
Returns	5	6						

Score By Periods	1st	2nd	3rd	4th	OT	Tot.
Browns	77	83	51	74	0	285
Opponents	62	73	89	86	9	319

Scoring	Ru	Pa	Rt	DI	PAT	2Ru/2Pa	FG	Sal	TP	
P Dawson	0	0	0	0	29/30	0	0	22/25	0	95
K. Johnson	9	0	9	0	0	0	0	0	0	54
White	6	5	1	0	0	0	0	0	0	38
J. Jackson	2	2	0	0	0	0	0	0	0	12
Morgan	2	0	2	0	0	0	0	0	0	12
Santiago	2	0	2	0	0	0	0	0	0	12
Sellers	2	0	2	0	0	0	0	0	0	12
Brown	1	0	0	1	0	0	0	0	0	6
Bush	1	0	0	1	0	0	0	0	0	6
J. Dawson	1	0	1	0	0	0	0	0	0	6
Fuller	1	0	0	1	0	0	0	0	0	6
Gay	1	1	0	0	0	0	0	0	0	6
Henry	1	0	0	1	0	0	0	0	0	6
McCutcheon	1	0	0	1	0	0	0	0	0	6
O'Hara	1	0	1	0	0	0	0	0	0	6
Roye	0	0	0	0	0	0	0	0	1	2
Browns	31	8	18	5	29/30	0	0	22/25	1	285
Opponents	35	11	18	6	30/32	0	0	25/34	0	319

Interceptions	No	Yds	Avg	LG	TD
Henry	10	177	17.7	97t	1
Little	5	33	6.6	15	0
McCutcheon	4	62	15.5	32t	1
Fuller	3	82	27.3	49t	1
R. Jackson	3	52	17.3	52	0
Bush	2	62	31.0	43t	1
Boyer	2	12	6.0	8	0
Ellsworth	1	19	19.0	19	0
J. Miller	1	0	0.0	0	0
Roye	1	0	0.0	0	0
Rudd	1	0	0.0	0	0
Browns	33	499	15.1	97t	4
Opponents	21	242	11.5	69t	3

Punting	No	Yds	Avg	In20	TB	LG	Bk
Gardocki	99	4249	42.9	34.6	9	69	0
Browns	99	4249	42.9	34.6	9	69	0
Opponents	74	3198	43.2	37.7	8	68	0

Punt Returns	No	FC	Yds	Avg	LG	TD
Northcutt	15	9	86	5.7	32	0
K. Johnson	14	6	117	8.4	24	0
Chapman	1	0	1	1.0	1	0
R. Jackson	1	0	43	43.0	43	0
Frost TM	0	1	0	---	---	0
Browns	31	16	247	8.0	43	0
Opponents	52	12	647	12.4	86	1

Kickoff Returns	No	Yds	Avg	LG	TD
Gay	23	513	22.3	42	0
King	14	279	19.9	27	0
White	9	189	21.0	31	0
Morgan	7	175	25.0	51	0
Sellers	4	75	18.8	21	0
Santiago	2	1	0.5	5	0
Akins LG	1	0	0.0	0	0
J. Moreland LG	1	14	14.0	14	0
J. Moreland TM	1	14	14.0	14	0
Northcutt	1	26	26.0	26	0
Spies	1	13	13.0	13	0
Shea	0	0	---	---	0
Browns	62	1265	20.7	51	0
Opponents	65	1215	18.7	49	0

Rushing	No	Yds	Avg	LG	TD
J. Jackson	195	554	2.8	22	2
White	126	443	3.5	51	5
Gay	51	172	3.4	40	1
Couch	38	128	3.4	15	0
Morgan	2	27	13.5	23	0
Northcutt	3	26	8.7	12	0
Frost TM	1	1	1.0	1	0
Holcomb	1	0	0.0	0	0
Browns	417	1351	3.2	51	8
Opponents	494	2208	4.5	54	11

Receiving	No	Yds	Avg	LG	TD
K. Johnson	84	1097	13.1	55t	9
White	44	418	9.5	45	1
Morgan	30	432	14.4	78	2
J. Dawson	22	281	12.8	44	1
Northcutt	18	211	11.7	26	0
Santiago	17	153	9.0	27	2

Field Goals	1-19	20-29	30-39	40-49	50+	Tot.
P. Dawson	0/0	10/10	8/9	4/6	0/0	22/25
Browns	0/0	10/10	8/9	4/6	0/0	22/25
Opponents	0/0	8/9	10/11	5/12	2/2	25/34

Date	Result	Opponent	Att.
09/09	L 6-9	Seattle	72,318
09/23	W 24-14	Detroit	73,168
09/30	W 23-14	at Jacksonville	57,875
10/07	W 20-16	San Diego	73,018
10/14	L 14-24	at Cincinnati	64,217
10/21	W 24-14	Baltimore	72,818
11/04	L 21-27 OT	at Chicago	66,944
11/11	L 12-15 OT	Pittsburgh	73,218
11/18	W 27-17	at Baltimore	69,353
11/25	W 18-0	Cincinnati	72,918
12/02	L 15-31	Tennessee	72,818
12/09	L 16-27	at New England	60,292
12/16	L 10-15	Jacksonville	72,818
12/23	L 7-30	at Green Bay	59,824
12/30	W 41-38	at Tennessee	68,798
01/06	L 7-28	at Pittsburgh	59,189

Team Statistics	Browns	Opponent
Total First Downs	238	295
Rushing	78	112
Passing	139	161
Penalty	21	22
3rd Down: Made/Att	68/210	88/235
3rd Down Pct.	32.4	37.4
4th Down: Made/Att	6/12	3/4
4th Down Pct.	50.0	34.8
Possession Avg.	28.16	31.44
Total Net Yards	4152	5297
Avg. Per Game	259.5	331.1

Passing	Att	Cmp	Yds	Pct	Aw/At	TD	TD%	Int	Int%	LG	TkId	Rating
Couch	454	272	3040	59.9	6.70	17	3.7	21	4.6	78	51/353	73.1
Holcomb	12	7	114	58.3	9.50	1	8.3	0	0.0	25	0/0	118.1
Browns	466	279	3154	59.9	6.77	18	3.9	21	4.5	78	51/353	74.3
Opponents	552	309	3377	56.0	6.12	18	3.3	33	6.0	71t	43/288	60.2

# YEAR BY YEAR

## RESULTS (1946-2001)

Year	League	Regular Season				Playoffs				Combined Record			
		W	L	T	%	W	L	T	%	W	L	T	%
1946 #	AAFC	12	2	0	0.857	1	0	0	1.000	13	2	0	0.867
1947 #	AAFC	12	1	1	0.923	1	0	0	1.000	13	1	1	0.929
1948 #	AAFC	14	0	0	1.000	1	0	0	1.000	15	0	0	1.000
1949 #	AAFC	9	1	2	0.900	2	0	0	1.000	11	1	2	0.917
1950 #	NFL	10	2	0	0.833	2	0	0	1.000	12	2	0	0.857
1951 #	NFL	11	1	0	0.917	0	1	0	0.000	11	2	0	0.846
1952 #	NFL	8	4	0	0.667	0	1	0	0.000	8	5	0	0.615
1953 #	NFL	11	1	0	0.917	0	1	0	0.000	11	2	0	0.846
1954 #	NFL	9	3	0	0.750	1	0	0	1.000	10	3	0	0.769
1955 #	NFL	9	2	1	0.818	1	0	0	1.000	10	2	1	0.833
1956	NFL	5	7	0	0.417	0	0	0	0.000	5	7	0	0.417
1957 #	NFL	9	2	1	0.818	0	1	0	0.000	9	3	1	0.750
1958 #	NFL	9	3	0	0.750	0	1	0	0.000	9	4	0	0.692
1959	NFL	7	5	0	0.583	0	0	0	0.000	7	5	0	0.583
1960	NFL	8	3	1	0.727	0	0	0	0.000	8	3	1	0.727
1961	NFL	8	5	1	0.615	0	0	0	0.000	8	5	1	0.615
1962	NFL	7	6	1	0.538	0	0	0	0.000	7	6	1	0.538
1963	NFL	10	4	0	0.714	0	0	0	0.000	10	4	0	0.714
1964 #	NFL	10	3	1	0.769	1	0	0	1.000	11	3	1	0.786
1965 #	NFL	11	3	0	0.786	0	1	0	0.000	11	4	0	0.733
1966	NFL	9	5	0	0.643	0	0	0	0.000	9	5	0	0.643
1967 #	NFL	9	5	0	0.643	0	1	0	0.000	9	6	0	0.600
1968 #	NFL	10	4	0	0.714	1	1	0	0.500	11	5	0	0.688
1969 #	NFL	10	3	1	0.769	1	1	0	0.500	11	4	1	0.733
1970	NFL	7	7	0	0.500	0	0	0	0.000	7	7	0	0.500
1971 #	NFL	9	5	0	0.643	0	1	0	0.000	9	6	0	0.600
1972 #	NFL	10	4	0	0.714	0	1	0	0.000	10	5	0	0.667
1973	NFL	7	5	2	0.583	0	0	0	0.000	7	5	2	0.583
1974	NFL	4	10	0	0.286	0	0	0	0.000	4	10	0	0.286
1975	NFL	3	11	0	0.214	0	0	0	0.000	3	11	0	0.214
1976	NFL	9	5	0	0.643	0	0	0	0.000	9	5	0	0.643
1977	NFL	6	8	0	0.429	0	0	0	0.000	6	8	0	0.429
1978	NFL	8	8	0	0.500	0	0	0	0.000	8	8	0	0.500
1979	NFL	9	7	0	0.563	0	0	0	0.000	9	7	0	0.563
1980 #	NFL	11	5	0	0.688	0	1	0	0.000	11	6	0	0.647
1981	NFL	5	11	0	0.313	0	0	0	0.000	5	11	0	0.313
1982 *	NFL	4	5	0	0.444	0	1	0	0.000	4	6	0	0.400
1983	NFL	9	7	0	0.563	0	0	0	0.000	9	7	0	0.563
1984	NFL	5	11	0	0.313	0	0	0	0.000	5	11	0	0.313
1985 #	NFL	8	8	0	0.500	0	1	0	0.000	8	9	0	0.471
1986 #	NFL	12	4	0	0.750	1	1	0	0.500	13	5	0	0.722
1987 #	NFL	10	5	0	0.667	1	1	0	0.500	11	6	0	0.647
1988 *	NFL	10	6	0	0.625	0	1	0	0.000	10	7	0	0.588
1989 #	NFL	9	6	1	0.600	1	1	0	0.500	10	7	1	0.588
1990	NFL	3	13	0	0.188	0	0	0	0.000	3	13	0	0.188
1991	NFL	6	10	0	0.375	0	0	0	0.000	6	10	0	0.375
1992	NFL	7	9	0	0.438	0	0	0	0.000	7	9	0	0.438
1993	NFL	7	9	0	0.438	0	0	0	0.000	7	9	0	0.438
1994 *	NFL	11	5	0	0.688	1	1	0	0.500	12	6	0	0.667
1995	NFL	5	11	0	0.313	0	0	0	0.000	5	11	0	0.313
1999	NFL	2	14	0	0.125	0	0	0	0.000	2	14	0	0.125
2000	NFL	3	13	0	0.188	0	0	0	0.000	3	13	0	0.188
2001	NFL	7	9	0	0.438	0	0	0	0.000	7	9	0	0.438
<b>NFL Totals</b>		<b>386</b>	<b>302</b>	<b>10</b>	<b>0.561</b>	<b>11</b>	<b>19</b>	<b>0</b>	<b>0.367</b>	<b>397</b>	<b>321</b>	<b>10</b>	<b>0.553</b>
<b>AAFC Totals</b>		<b>47</b>	<b>4</b>	<b>3</b>	<b>0.922</b>	<b>5</b>	<b>0</b>	<b>0</b>	<b>1.000</b>	<b>52</b>	<b>4</b>	<b>3</b>	<b>0.929</b>
<b>Franchise Totals</b>		<b>433</b>	<b>306</b>	<b>13</b>	<b>0.586</b>	<b>16</b>	<b>19</b>	<b>0</b>	<b>0.457</b>	<b>449</b>	<b>325</b>	<b>13</b>	<b>0.580</b>

**Bold** Denotes League Champions

# Denotes playoff appearance

\* Denotes wild-card qualifier for playoffs

### Cleveland Browns in NFL Championship Games

12/24/1950: BROWNS 30, Los Angeles Rams 28  
 12/23/1951: Los Angeles Rams 24, BROWNS 17  
 12/18/1952: Detroit Lions 17, BROWNS 7  
 12/17/1953: Detroit Lions 17, BROWNS 16  
 12/26/1954: BROWNS 56, Detroit Lions 10  
 12/26/1955: BROWNS 38, Los Angeles Rams 14  
 12/29/1957: Detroit Lions 59, BROWNS 14  
 12/27/1964: BROWNS 27, Baltimore Colts 0  
 01/02/1966: Green Bay Packers 23, BROWNS 12  
 12/29/1968: Baltimore Colts 34, BROWNS 0  
 01/04/1970: Minnesota Vikings 27, BROWNS 7

### Cleveland Browns in Conference Playoff Games

12/17/1950: BROWNS 8, New York Giants 3  
 12/21/1958: New York Giants 10, BROWNS 0  
 12/24/1967: Dallas Cowboys 52, BROWNS 14  
 12/21/1968: BROWNS 31, Dallas Cowboys 20  
 12/28/1969: BROWNS 38, Dallas Cowboys 14  
 01/11/1987: Denver Broncos 23, BROWNS 20 (OT)  
 01/17/1988: Denver Broncos 38, BROWNS 33  
 01/14/1990: Denver Broncos 37, BROWNS 21

### Cleveland Browns in Divisional Playoff Games

12/26/1971: Baltimore Colts 20, BROWNS 3  
 12/24/1972: Miami Dolphins 20, BROWNS 14  
 01/04/1980: Oakland Raiders 14, BROWNS 12

01/08/1983: Los Angeles Raiders 27, BROWNS 10  
 01/04/1986: Miami Dolphins 24, BROWNS 21  
 01/11/1987: BROWNS 23, New York Jets 20 (2 OT)  
 01/09/1988: BROWNS 38, Indianapolis Colts 21  
 01/06/1990: BROWNS 34, Buffalo Bills 30  
 01/07/1995: Pittsburgh Steelers 29, BROWNS 9

### Cleveland Browns in Wild Card Playoff Games

12/24/1988: Houston Oilers 24, BROWNS 23  
 01/01/1995: BROWNS 20, New England Patriots 13

### Cleveland Browns in Playoff Bowls

01/07/1961: Detroit Lions 17, BROWNS 16  
 01/05/1964: Green Bay Packers 40, BROWNS 23  
 01/07/1968: Los Angeles Rams 30, BROWNS 6

### Cleveland Browns in AAFC All-Star Games

12/18/1949: AAFC All-Stars 12, BROWNS 7

### Cleveland Browns in College All-Star Games

08/17/1951: BROWNS 33, All-Stars 0  
 08/12/1955: All-Stars 30, BROWNS 27  
 08/10/1956: BROWNS 26, All-Stars 0  
 08/06/1965: BROWNS 24, All-Stars 16

### BROWNS' NFL PLAYOFF RECORD: 11-19



1950 Cleveland Browns

# YEAR BY YEAR


## ALL-TIME ATTENDANCE

Year	Home Games	Home Attendance	Road Attendance	Preseason Attendance	Playoff Attendance	Total Attendance
1946	7	339,962	206,060	35,964	40,469	622,455
1947	7	392,760	270,619	33,106	61,879	758,364
1948	7	318,619	270,728	43,279	22,981	655,607
1949	6	189,604	211,565	63,997	39,820	504,986
1950	6	200,319	232,361	125,642	62,805	621,127
1951	6	231,414	231,854	259,359	57,540	780,167
1952	6	240,204	200,656	116,310	50,934	608,104
1953	6	274,671	183,272	189,571	54,577	702,091
1954	6	183,476	200,101	182,255	43,827	609,659
1955	6	251,444	220,892	247,200	87,695	807,231
1956	6	221,648	161,887	302,221	—	685,756
1957	6	324,165	222,185	226,348	55,263	827,961
1958	6	370,781	264,375	224,602	61,174	920,932
1959	6	338,380	257,990	191,477	—	787,847
1960	6	337,972	234,767	*197,513	—	770,252
1961	7	426,886	268,909	173,603	—	869,398
1962	7	422,043	289,807	240,081	—	951,931
1963	7	487,430	331,642	*267,807	—	1,086,879
1964	7	549,334	337,929	218,544	79,544	1,185,351
1965	7	557,283	369,055	254,591	50,852	1,231,781
1966	7	544,250	389,783	246,708	—	1,180,741
1967	7	544,807	402,976	*295,514	70,786	1,314,083
1968	7	527,107	366,524	291,232	162,125	1,346,988
1969	7	578,360	380,442	283,248	117,221	1,359,271
1970	7	567,377	379,082	347,558	—	1,294,017
1971	7	541,505	381,467	334,051	74,082	1,331,105
1972	7	528,591	382,182	397,140	80,010	1,387,923
1973**	7	490,406	382,124	329,183	—	1,201,713
1974	7	424,412	319,684	200,904	—	945,000
1975	7	390,440	358,175	180,338	—	928,953
1976	7	472,602	310,340	183,434	—	966,376
1977	7	480,805	380,166	248,178	—	1,109,149
1978	8	510,046	397,891	127,918	—	1,035,855
1979	8	593,821	400,029	169,623	—	1,163,473
1980	8	620,496	419,834	197,991	77,655	1,315,976
1981	8	601,725	470,856	232,523	—	1,305,104
1982	4	251,314	245,350	209,598	56,555	762,817
1983	8	564,639	414,621	202,840	—	1,182,100
1984	8	458,433	345,159	162,367	—	965,959
1985	8	535,752	445,250	156,607	75,128	1,212,737
1986	8	583,739	452,237	192,060	158,021	1,386,057
1987	7	492,939	378,368	193,325	154,579	1,219,211
1988	8	615,545	469,029	238,380	74,977	1,397,931
1989	8	613,415	483,534	289,305	153,752	1,540,006
1990	8	568,093	516,085	233,158	—	1,317,336
1991	8	571,752	432,264	216,260	—	1,220,276
1992	8	560,417	416,269	203,012	—	1,179,698
1993	8	568,474	415,133	166,496	—	1,150,103
1994	8	559,582	492,141	197,793	135,637	1,385,153
1995	8	512,392	458,037	177,653	—	1,148,082
1999	8	580,934	482,769	297,883	—	1,361,586
2000	8	581,544	475,595	270,697	—	1,327,836
2001	8	583,094	506,492	280,694	—	1,370,280
TOTALS		24,277,203	18,516,542	11,347,411	2,159,888	56,300,774

\* Includes Miami Playoff Bowl games at end of season.

\*\* First year of new method of announcing attendance.





Clay Matthews

# RECORDS

## CAREER TOP 10

### SCORING

Player	TD	PAT	FG	Total
1. Lou Groza	1	641	234	1,349
2. Don Cockroft	0	432	216	1,080
3. Jim Brown	126	0	0	756
4. Matt Bahr	0	248	143	677
5. Leroy Kelly	90	0	0	540
6. Matt Stover	0	156	108	480
7. Gary Collins	70	0	0	420
8. Ray Renfro	55	0	0	330
9. Kevin Mack	54	0	0	324
10. Paul Warfield	53	0	0	318

### RUSHING YARDS

Player	Years	Carries	Yards	Avg.	TD
1. Jim Brown	1957-65	2,359	12,312	5.2	106
2. Leroy Kelly	1964-73	1,727	7,274	4.2	74
3. Mike Pruitt	1976-84	1,593	6,540	4.1	47
4. Greg Pruitt	1973-81	1,158	5,496	4.7	25
5. Kevin Mack	1985-93	1,291	5,123	4.0	46
6. Earnest Byner	1984-88, 1994-95	859	3,349	3.9	27
7. Ernie Green	1962-68	668	3,204	4.8	15
8. Bobby Mitchell	1958-61	423	2,297	5.4	16
9. Cleo Miller	1975-82	546	2,286	4.2	16
10. Eric Metcalf	1989-94	592	2,229	3.8	11

### PASSING

#### Attempts

Player	Years	Attempts
1. Brian Sipe	1973-83	3,439
2. Bernie Kosar	1985-93	3,150
3. Frank Ryan	1962-68	1,755
4. Otto Graham	1950-55	1,565
5. Mike Phipps	1970-76	1,317
6. Bill Nelsen	1968-72	1,314
7. Milt Plum	1957-61	1,083
8. Tim Couch	1999-2001	1,068
9. Vinny Testaverde	1993-95	969
10. Paul McDonald	1980-85	767

#### Completions

Player	Years	Completions
1. Brian Sipe	1973-83	1,944
2. Bernie Kosar	1985-93	1,853
3. Frank Ryan	1962-68	907
4. Otto Graham	1950-55	872
5. Bill Nelsen	1968-72	689
6. Mike Phipps	1970-76	633
7. Tim Couch	1999-2001	632
8. Milt Plum	1957-61	627
9. Vinny Testaverde	1993-95	558
10. Paul McDonald	1980-85	411

#### Yards

Player	Years	Yards
1. Brian Sipe	1973-83	23,713
2. Bernie Kosar	1985-93	21,904
3. Otto Graham	1950-55	13,499
4. Frank Ryan	1962-68	13,361
5. Bill Nelsen	1968-72	9,725
6. Milt Plum	1957-61	8,914
7. Mike Phipps	1970-76	7,700
8. Vinny Testaverde	1993-95	7,001
9. Tim Couch	1999-2001	6,970
10. Paul McDonald	1980-85	5,279

### Touchdowns

Player	Years	Touchdowns
1. Brian Sipe	1973-83	154
2. Frank Ryan	1962-68	134
3. Bernie Kosar	1985-93	116
4. Otto Graham	1950-55	88
5. Bill Nelsen	1968-72	71
6. Milt Plum	1957-61	66
7. Vinny Testaverde	1993-95	45
8. Mike Phipps	1970-76	40
9. Tim Couch	1999-2001	39
10. Paul McDonald	1980-85	24

### Quarterback Rating (minimum 1,000 attempts)

Player	Years	Att.	Comp.	Yards	TD	Int.	Rating
1. Milt Plum	1957-61	1,083	627	8,914	66	39	89.9
2. Bernie Kosar	1985-93	3,150	1,853	21,904	116	81	81.6
3. Frank Ryan	1962-68	1,755	907	13,361	134	88	81.4
4. Otto Graham	1950-55	1,565	872	13,499	88	94	78.2
5. Brian Sipe	1973-83	3,439	1,944	23,713	154	149	74.8
6. Tim Couch	1999-2001	1,068	632	6,970	39	43	74.0
7. Bill Nelsen	1968-72	1,314	689	9,725	71	71	72.1
8. Mike Phipps	1970-76	1,317	633	7,700	40	81	51.0

### RECEIVING

#### Receptions

Player	Years	Receptions
1. Ozzie Newsome	1978-90	662
2. Gary Collins	1962-71	331
3. Greg Pruitt	1973-81	323
4. Brian Brennan	1984-91	315
5. Reggie Rucker	1975-81	310
6. Webster Slaughter	1986-91	305
7. Eric Metcalf	1989-94	297
8. Ray Renfro	1952-63	281
9. Earnest Byner	1984-88, 1994-95	274
10. Paul Warfield	1964-69, 1976-77	271
Milt Morin	1966-75	271

#### Receiving Yards

Player	Years	Receptions	Yards	Avg.	TDs
1. Ozzie Newsome	1978-90	662	7,980	12.1	47
2. Ray Renfro	1952-63	281	5,508	19.6	50
3. Gary Collins	1962-71	331	5,299	16.0	70
4. Paul Warfield	1964-69, 1976-77	271	5,210	19.2	52
5. Reggie Rucker	1975-81	310	4,953	16.0	32
6. Webster Slaughter	1986-91	305	4,834	15.8	27
7. Dave Logan	1976-83	262	4,247	16.2	24
8. Milt Morin	1966-75	271	4,208	15.5	16
9. Brian Brennan	1984-91	315	4,148	13.2	19
10. Dante Lavelli	1950-56*	244	3,908	16.0	33

\*Does not include AAFC statistics

### Average Per Reception (minimum 100 receptions)

Player	Years	Average
1. Ray Renfro	1952-63	19.6
2. Paul Warfield	1964-69, 1976-77	19.2
3. Ricky Fearcher	1976-84	18.4
4. Darrel Brewster	1952-58	18.1
5. Dub Jones	1950-55	16.8
6. Dave Logan	1976-83	16.2
7. Michael Jackson	1991-95	16.2
8. Dante Lavelli	1950-56	16.0
9. Gary Collins	1962-71	16.0
10. Reggie Rucker	1975-81	16.0

### INTERCEPTIONS

Player	Years	No.	Yards	Avg.	TD
1. Thom Darden	1972-74, 1976-81	45	820	18.2	2
2. Warren Lahr	1950-59	40	530	13.3	5
3. Clarence Scott	1971-83	39	407	10.4	2
4. Ken Konz	1953-59	30	392	13.1	4
5. Bernie Parrish	1959-66	29	557	19.2	3
6. Ross Fichtner	1960-67	27	581	21.5	3
Mike Howell	1965-72	27	252	9.3	0
8. Felix Wright	1985-90	26	469	18.0	2
Hanford Dixon	1981-89	26	225	8.7	0
Tommy James	1950-55	26	208	8.0	0

### PUNT RETURNS

Punt Returns		
Player	Years	No.
1. Gerald McNeil	1986-89	161
2. Eric Metcalf	1989-94	127
3. Dino Hall	1979-83	111
4. Leroy Kelly	1964-73	94
5. Keith Wright	1978-80	78
6. Ken Konz	1953-59	68
7. Billy Reynolds	1953-54, 1957	67
8. Greg Pruitt	1973-81	56
9. Brian Brennan	1984-91	55
10. Bobby Mitchell	1958-61	54

#### Punt Return Yards

Player	Years	Yards
1. Gerald McNeil	1986-89	1,545
2. Eric Metcalf	1989-94	1,341
3. Leroy Kelly	1964-73	990
4. Dino Hall	1979-83	901
5. Greg Pruitt	1973-81	659
6. Bobby Mitchell	1958-61	607
7. Ken Konz	1953-59	556
8. Keith Wright	1978-80	467
9. Brian Brennan	1984-91	435
10. Don Paul	1954-58	383

#### Punt Return Average (minimum 50 returns)

Player	Years	No.	Yards	Avg.	TD
1. Greg Pruitt	1973-81	56	659	11.8	0
2. Bobby Mitchell	1958-61	54	607	11.2	3
3. Eric Metcalf	1989-94	127	1,341	10.6	5
4. Leroy Kelly	1964-73	94	990	10.5	3
5. Gerald McNeil	1986-89	161	1,545	9.6	1
6. Ken Konz	1953-59	68	556	8.2	1
7. Dino Hall	1979-83	111	901	8.1	0
8. Brian Brennan	1984-91	55	435	7.9	1
9. Keith Wright	1978-80	78	467	6.0	0
10. Billy Reynolds	1953-54, 1957	67	363	5.4	0

### KICKOFF RETURNS

Kickoff Returns		
Player	Years	No.
1. Dino Hall	1979-83	151
2. Eric Metcalf	1989-94	139
3. Glen Young	1984-85, 1987-88	87
4. Randy Baldwin	1991-94	82
5. Leroy Kelly	1964-73	76
6. Keith Wright	1978-80	70
7. Gerald McNeil	1986-89	64
8. Bobby Mitchell	1958-61	62
Walter Roberts	1964-66	62
10. Billy Lefear	1972-75	60

#### Kickoff Return Yards

Player	Years	Yards
1. Dino Hall	1979-83	3,185
2. Eric Metcalf	1989-94	2,806
3. Glen Young	1984-85, 1987-88	2,079
4. Randy Baldwin	1991-94	1,872
5. Leroy Kelly	1964-73	1,784
6. Keith Wright	1978-80	1,767
7. Walter Roberts	1964-66	1,608
8. Bobby Mitchell	1958-61	1,550
9. Greg Pruitt	1973-81	1,523
10. Billy Lefear	1972-75	1,461

#### Kickoff Return Average (minimum 50 returns)

Player	Years	No.	Yards	Avg.	TD
1. Greg Pruitt	1973-81	58	1,523	26.3	1
2. Walter Roberts	1964-66	62	1,608	25.9	0
3. Keith Wright	1978-80	70	1,767	25.2	0
4. Bobby Mitchell	1958-61	62	1,550	25.0	3
5. Billy Lefear	1972-75	60	1,461	24.4	0
6. Glen Young	1984-85, 1987-88	87	2,079	23.9	0
7. Leroy Kelly	1964-73	76	1,784	23.5	0
8. Randy Baldwin	1991-94	82	1,872	22.8	1
9. Dino Hall	1979-83	151	3,185	21.1	0
10. Gerald McNeil	1986-89	64	1,301	20.3	1

### COMBINED YARDS

Player	Years	Att.	Yards	Avg.
1. Jim Brown	1957-65	2,650	15,459	5.8
2. Leroy Kelly	1964-73	2,087	12,329	5.9
3. Greg Pruitt	1973-81	1,595	10,700	6.7
4. Eric Metcalf	1989-94	1,155	9,108	7.9
5. Mike Pruitt	1976-84	1,860	8,538	4.6
6. Ozzie Newsome	1978-90	682	8,144	11.9
7. Kevin Mack	1985-93	1,488	6,725	4.5
8. Ray Renfro	1952-63	467	6,569	14.1
9. Earnest Byner	1984-88, 1994-95	1,161	6,479	5.6
10. Ernie Green	1962-68	906	5,998	6.6

# RECORDS

## TOP 10 SEASONS

### SCORING

Player	Year	TD	PAT	FG	Total
1. Jim Brown	1965	21	0	0	126
2. Leroy Kelly	1968	20	0	0	120
3. Lou Groza	1964	0	49	22	115
4. Matt Stover	1995	0	26	29	113
5. Matt Stover	1994	0	32	26	110
6. Jim Brown	1962	18	0	0	108
Jim Brown	1958	18	0	0	108
Lou Groza	1953	0	39	23	108
9. Matt Bahr	1988	0	32	24	104
10. Matt Bahr	1983	0	38	21	101

### RUSHING YARDS

Player	Year	Att.	Yards	Avg.	TD
1. Jim Brown	1963	291	1,863	6.4	12
2. Jim Brown	1965	289	1,544	5.3	17
3. Jim Brown	1958	257	1,527	5.9	17
4. Jim Brown	1964	280	1,446	5.2	7
5. Jim Brown	1961	305	1,408	4.6	8
6. Jim Brown	1959	290	1,329	4.6	14
7. Mike Pruitt	1979	264	1,294	4.9	9
8. Jim Brown	1960	215	1,257	5.8	9
9. Leroy Kelly	1968	248	1,239	5.0	16
10. Leroy Kelly	1967	235	1,205	5.1	11

### PASSING

#### Passing Stats

Player	Year	Att.	Comp.	Yards	TD	Int.	Rating
1. Brian Sipe	1980	554	337	4,132	30	14	91.4
2. Brian Sipe	1981	567	313	3,876	17	25	68.2
3. Bernie Kosar	1986	531	310	3,854	17	10	83.8
4. Brian Sipe	1979	535	286	3,793	28	26	73.4
5. Brian Sipe	1983	496	291	3,566	26	23	79.1
6. Bernie Kosar	1989	513	303	3,533	18	14	80.3
7. Bernie Kosar	1991	494	307	3,487	18	9	87.8
8. Paul McDonald	1984	493	271	3,472	14	23	67.3
9. Tim Couch	2001	454	272	3,040	17	21	73.1
10. Bernie Kosar	1987	389	241	3,033	22	9	95.4

#### Quarterback Rating (minimum 200 attempts)

Player	Year	Att.	Comp.	Yards	TD	Int.	Rating
1. Milt Plum	1960	250	151	2,297	21	21	110.37
2. Otto Graham	1953	258	167	2,722	11	9	99.66
3. Bernie Kosar	1987	389	241	3,033	22	9	95.41
4. Brian Sipe	1980	554	337	4,132	30	14	91.37
5. Frank Ryan	1963	256	135	2,038	25	13	90.59
6. Milt Plum	1961	302	177	2,416	18	10	90.33
7. Frank Ryan	1966	382	200	2,974	29	14	88.19
8. Bernie Kosar	1991	494	307	3,487	18	9	87.84
9. Milt Plum	1959	266	156	1,992	14	8	87.17
10. Bill Nelsen	1968	293	152	2,366	19	10	86.36

### RECEIVING

#### Receptions

Player	Year	Receptions
1. Ozzie Newsome	1984	89
Ozzie Newsome	1983	89
3. Kevin Johnson	2001	84
4. Ozzie Newsome	1981	69
5. Kevin Johnson	1999	66
6. Webster Slaughter	1989	65
Greg Pruitt	1981	65
8. Webster Slaughter	1991	64
9. Eric Metcalf	1993	63
Mike Pruitt	1981	63
Mike Pruitt	1980	63

#### Receiving Yards

Player	Year	Yards
1. Webster Slaughter	1989	1,236
2. Kevin Johnson	2001	1,097
3. Paul Warfield	1968	1,067
4. Ozzie Newsome	1981	1,002
5. Ozzie Newsome	1984	1,001
6. Kevin Johnson	1999	986
7. Dave Logan	1979	982
8. Ozzie Newsome	1983	970
9. Gary Collins	1966	946
10. Paul Warfield	1964	920

### INTERCEPTIONS

Player	Year	No.	Yards	Avg.	TD
1. Anthony Henry	2001	10	177	17.7	1
Thom Darden	1978	10	200	20.0	0
3. Eric Turner	1994	9	199	22.1	1
Felix Wright	1989	9	91	10.1	1
Tommy James	1950	9	69	7.7	0
6. Thom Darden	1974	8	105	13.1	0
Ben Davis	1968	8	162	20.3	0
Mike Howell	1966	8	62	7.8	0
Ross Fichtner	1966	8	152	19.0	1
Jim Hofner	1960	8	75	9.4	0
Bobby Franklin	1960	8	131	16.4	2
Warren Lahr	1950	8	99	12.4	2

### PUNTING GROSS AVERAGE

Player	Year	No.	Yards	Avg.	LG	Block
1. Gary Collins	1965	65	3,035	46.69	71	0
2. Horace Gillom	1952	61	2,787	45.69	73	1
3. Chris Gardocki	2000	108	4,919	45.55	67	0
4. Horace Gillom	1951	73	3,321	45.49	66	0
5. Brian Hansen	1993	82	3,632	44.29	72	2
6. Chris Gardocki	1999	106	4,645	43.82	61	0
7. Horace Gillom	1953	63	2,760	43.81	67	0
8. Tom Tupa	1995	59	2,584	43.80	64	0
9. Steve Cox	1984	74	3,213	43.42	69	2
10. Sam Baker	1961	53	2,296	43.32	62	0

### PUNT RETURN AVERAGE

Player	Year	No.	Yards	Avg.	TD
1. Leroy Kelly	1965	17	265	15.6	2
2. Greg Pruitt	1974	27	349	12.9	0
Eric Metcalf	1993	36	464	12.9	2
4. Ben Davis	1967	18	229	12.7	1
5. Ken Carpenter	1951	14	173	12.4	0
6. Bobby Mitchell	1958	14	165	11.8	1
7. Bobby Mitchell	1961	14	164	11.7	1
8. Gerald McNeil	1987	34	386	11.4	0
9. Greg Pruitt	1973	16	180	11.3	0
10. Dennis Northcutt	2000	27	289	10.7	0

### COMBINED YARDS

Player	Year	Att.	Yards	Avg.
1. Jim Brown	1963	315	2,131	6.8
2. Leroy Kelly	1966	273	2,014	7.4
3. Eric Metcalf	1993	243	1,932	8.0
4. Jim Brown	1961	353	1,917	5.4
5. Jim Brown	1965	323	1,872	5.8
6. Greg Pruitt	1975	288	1,798	6.2
7. Jim Brown	1964	316	1,786	5.7
8. Greg Pruitt	1974	196	1,769	9.0
9. Jim Brown	1960	248	1,761	7.1
10. Eric Metcalf	1990	189	1,752	9.3

### KICKOFF RETURN AVERAGE

Player	Year	No.	Yards	Avg.	TD
1. Billy Reynolds	1954	14	413	29.5	0
2. Bo Scott	1969	25	722	28.9	0
3. Greg Pruitt	1973	16	453	28.3	0
4. Greg Pruitt	1974	22	606	27.5	1
Walter Roberts	1964	24	661	27.5	0
6. Walter Roberts	1965	18	493	27.4	0
7. Charley Scales	1963	16	432	27.0	0
8. Randy Baldwin	1994	28	753	26.9	1
9. Keith Wright	1979	15	402	26.8	0
Bobby Mitchell	1961	16	428	26.8	1



Jim Brown

# RECORDS

## TOP 10 GAME PERFORMANCES

### RUSHING YARDS

Player	Opponent	Date	Yards
1. Jim Brown	vs. Philadelphia Eagles	11/19/1961	237
Jim Brown	vs. Los Angeles Rams	11/24/1957	237
3. Jim Brown	at Dallas Cowboys	09/22/1963	232
Bobby Mitchell	at Washington Redskins	11/15/1959	232
5. Jim Brown	at Philadelphia Eagles	11/03/1963	223
6. Greg Pruitt	vs. Kansas City Chiefs	12/14/1975	214
7. Greg Pruitt	at Atlanta Falcons	10/17/1976	191
8. Earnest Byner	at Houston Oilers	12/16/1984	188
Jim Brown	at Dallas Cowboys	10/18/1964	188
Marion Motley	vs. Pittsburgh Steelers	10/29/1950	188

### PASSING

#### Passing Yards

Player	Opponent	Date	Yards	Attempts	Completions
1. Brian Sipe	vs. Baltimore Colts	10/25/1981	444	41	30
2. Bernie Kosar	vs. Pittsburgh Steelers	11/23/1986	414	46	28
3. Bernie Kosar	vs. Miami Dolphins	11/10/1986	401	50	32
Otto Graham	at Pittsburgh Steelers	10/04/1952	401	49	21
5. Brian Sipe	vs. Green Bay Packers	10/19/1980	391	39	24
6. Brian Sipe	vs. San Diego Chargers	09/07/1981	375	57	31
7. Otto Graham	vs. Chicago Cardinals	10/15/1950	369	35	22
8. Frank Ryan	at St. Louis Cardinals	12/17/1966	367	30	17
9. Brian Sipe	vs. Miami Dolphins	11/18/1979	358	42	23
10. Bernie Kosar	at Indianapolis Colts	12/10/1989	353	40	26

#### Highest Quarterback Rating (minimum 15 attempts)

Player	Opponent	Date	Rating
1. Brian Sipe	vs. Buffalo Bills	10/29/1978	158.33
Otto Graham	vs. Chicago Cardinals	10/10/1954	158.33
3. Milt Plum	vs. St. Louis Cardinals	11/13/1960	154.86
4. Milt Plum	vs. Washington Redskins	10/25/1959	153.94
5. Brian Sipe	at Baltimore Colts	11/19/1978	150.57
6. Frank Ryan	at New York Giants	10/24/1965	146.39
7. Bernie Kosar	vs. Dallas Cowboys	12/04/1988	145.29
8. Milt Plum	vs. Philadelphia Eagles	10/23/1960	145.08
9. Gary Danielson	at Cincinnati Bengals	10/18/1987	144.02
10. Jim Ninowski	at St. Louis Cardinals	10/21/1962	139.87

### RECEIVING

#### Receptions

Player	Opponent	Date	Receptions
1. Ozzie Newsome	vs. New York Giants	10/14/1984	14
2. Webster Slaughter	at Pittsburgh Steelers	12/22/1991	11
Mac Speedie	vs. Chicago Cardinals	11/09/1952	11
4. Darrin Chiaverini	vs. Jacksonville Jaguars	12/19/1999	10
Leroy Hoard	vs. Houston Oilers	12/15/1991	10
Leroy Hoard	at Houston Oilers	11/17/1991	10
Brian Brennan	at Cincinnati Bengals	10/18/1987	10
Ozzie Newsome	vs. Houston Oilers	11/25/1984	10
Ozzie Newsome	vs. San Diego Chargers	12/05/1982	10
Gern Nagler	at Pittsburgh Steelers	11/20/1960	10
Dub Jones	at Washington Redskins	12/10/1950	10

### Receiving Yards

Player	Opponent	Date	Yards
1. Ozzie Newsome	vs. New York Jets	10/14/1984	191
2. Webster Slaughter	vs. Chicago Bears	10/23/1989	186
3. Webster Slaughter	vs. Houston Oilers	10/29/1989	184
4. Darrel Brewster	vs. New York Giants	12/06/1953	182
5. Eric Metcalf	at Los Angeles Raiders	09/20/1992	177
Reggie Rucker	vs. Miami Dolphins	11/18/1979	177
Gern Nagler	at Pittsburgh Steelers	11/20/1960	177
8. Brian Brennan	vs. San Diego Chargers	12/21/1986	176
9. Andre Rison	at Cincinnati Bengals	10/29/1995	173
10. Derrick Alexander	vs. New York Giants	12/04/1994	171

### PUNT RETURN YARDS

Player	Opponent	Date	Yards
1. Eric Metcalf	vs. Pittsburgh Steelers	10/24/1993	166
2. Eric Metcalf	at Cincinnati Bengals	09/04/1994	115
3. Leroy Kelly	at Pittsburgh Steelers	11/28/1965	109
4. Gerald McNeil	vs. Detroit Lions	09/28/1986	106
5. Gerald McNeil	at Indianapolis Colts	12/10/1989	103
6. Ken Carpenter	vs. Washington Redskins	11/30/1952	101
7. Eric Metcalf	vs. Chicago Bears	11/29/1992	100
8. Eric Metcalf	at Houston Oilers	11/08/1992	87
9. Eric Metcalf	vs. Cincinnati Bengals	10/23/1994	83
Bobby Mitchell	vs. Washington Redskins	10/08/1961	83

### KICKOFF RETURN YARDS

Player	Opponent	Date	Yards
1. Dino Hall	vs. Pittsburgh Steelers	10/07/1979	172
2. Dino Hall	vs. Cincinnati Bengals	11/29/1981	169
3. Eric Metcalf	at Houston Oilers	12/09/1990	165
Greg Pruitt	at San Diego Chargers	11/03/1974	165
5. Dino Hall	at Pittsburgh Steelers	11/25/1979	162
Billy Lefear	at Cincinnati Bengals	12/09/1973	162
7. Eric Metcalf	at New York Jets	09/16/1990	160
8. Glen Young	at New York Giants	12/01/1985	157
9. Gerald McNeil	at Pittsburgh Steelers	10/05/1986	145
10. Ernie Green	vs. Pittsburgh Steelers	10/05/1963	142

### COMBINED YARDS

Player	Opponent	Date	Yards
1. Jim Brown	vs. Philadelphia Eagles	11/19/1961	313 (237 R, 52 P, 24 KR, 0 PR)
2. Greg Pruitt	vs. Cincinnati Bengals	11/23/1975	304 (121 R, 106 P, 36 KR, 41 PR)
3. Leroy Kelly	vs. New York Giants	12/04/1966	299 (126 R, 71 P, 102 KR, 0 PR)
4. Jim Brown	at Los Angeles Rams	11/24/1957	269 (237 R, 21 P, 11 KR, 0 PR)
5. Jim Brown	at Washington Redskins	09/15/1963	262 (162 R, 100 P, 0 KR, 0 PR)
6. Greg Pruitt	at San Diego Chargers	11/03/1974	259 (47 R, 38 P, 165 KR, 9 PR)
7. Jim Brown	at Washington Redskins	12/04/1960	252 (135 R, 64 P, 53 KR, 0 PR)
8. Leroy Kelly	vs. St. Louis Cardinals	09/25/1966	242 (109 R, 36 P, 88 KR, 9 PR)
9. Boyce Green	vs. Houston Oilers	10/30/1983	239 (107 R, 40 P, 92 KR, 0 PR)
10. Greg Pruitt	vs. New York Jets	12/10/1978	238 (138 R, 69 P, 31 KR, 0 PR)

## RECORDS

### LONGEST PLAYS

---

#### Longest Rushing Plays

- 90 — Bobby Mitchell vs. Washington Redskins, Nov. 15, 1959 (TD)
- 80 — Jim Brown vs. Washington Redskins, Sept. 15, 1963 (TD)
- 78 — Greg Pruitt vs. Kansas City Chiefs, Oct. 30, 1977 (TD)
- 77 — Mike Pruitt vs. Oakland Raiders, Dec. 9, 1979 (TD)
- 73 — Ernie Green vs. Detroit Lions, Dec. 8, 1963
- 71 — Jim Brown vs. Philadelphia Eagles, Nov. 23, 1960 (TD)
- 71 — Jim Brown vs. Dallas Cowboys, Sept. 22, 1963 (TD)
- 71 — Jim Brown vs. Dallas Cowboys, Oct. 18, 1964
- 71 — Mike Pruitt vs. Buffalo Bills, Oct. 29, 1978 (TD)

#### Longest Passing Plays

- 97 — Bernie Kosar to Webster Slaughter vs. Chicago Bears, Oct. 23, 1989 (TD)
- 87 — Bill Nelsen to Milt Morin vs. Philadelphia Eagles, Nov. 24, 1968
- 86 — Milt Plum to Leon Clarke vs. Philadelphia Eagles, Oct. 23, 1960 (TD)
- 83 — Frank Ryan to Jim Brown vs. Washington Redskins, Sept. 15, 1963 (TD)
- 82 — Bill Nelsen to Paul Warfield vs. St. Louis Cardinals, Dec. 14, 1969 (TD)
- 81 — Otto Graham to Dub Jones vs. San Francisco 49ers, Sept. 30, 1951 (TD)
- 81 — Vinny Testaverde to Derrick Alexander vs. Arizona Cardinals, Sept. 18, 1994 (TD)
- 80 — Otto Graham to Dub Jones vs. Pittsburgh Steelers, Oct. 29, 1950 (TD)
- 80 — Frank Ryan to Walter Roberts vs. Washington Redskins, Sept. 19, 1965 (TD)
- 80 — Mike Phipps to Frank Pitts vs. New York Jets, Dec. 17, 1972 (TD)
- 80 — Bernie Kosar to Webster Slaughter vs. Houston Oilers, Oct. 29, 1989 (TD)

#### Longest Punts

- 80 — Horace Gillom vs. New York Giants, Nov. 28, 1954
- 75 — Horace Gillom vs. Pittsburgh Steelers, Oct. 29, 1950
- 73 — Horace Gillom vs. Washington Redskins, Oct. 26, 1952
- 73 — Gary Collins vs. Pittsburgh Steelers, Oct. 5, 1963
- 73 — Brian Hansen vs. Denver Broncos, Sept. 27, 1992
- 72 — Brian Hansen at Cincinnati Bengals, Oct. 17, 1993
- 71 — Gary Collins vs. Philadelphia Eagles, Oct. 2, 1965
- 71 — Don Cockroft vs. Houston Oilers, Nov. 22, 1970
- 71 — Don Cockroft vs. Kansas City Chiefs, Dec. 2, 1973
- 70 — Fred Morrison vs. Baltimore Colts, Nov. 11, 1956

#### Longest Punt Returns

- 92 — Eric Metcalf at Cincinnati Bengals, Sept. 4, 1994 (TD)
- 91 — Eric Metcalf vs. Pittsburgh Steelers, Oct. 24, 1993 (TD)
- 84 — Gerald McNeil vs. Detroit Lions, Sept. 28, 1986 (TD)
- 78 — Bobby Mitchell vs. New York Giants, Dec. 6, 1959 (TD)
- 75 — Eric Metcalf vs. Chicago Bears, Nov. 29, 1992 (TD)
- 75 — Eric Metcalf vs. Pittsburgh Steelers, Oct. 24, 1993 (TD)
- 74 — Leroy Kelly vs. Denver Broncos, Oct. 24, 1971
- 73 — Eric Metcalf vs. Cincinnati Bengals, Oct. 23, 1994 (TD)
- 72 — Greg Pruitt vs. Denver Broncos, Oct. 27, 1974
- 69 — Derrick Alexander vs. Buffalo Bills, Oct. 2, 1995
- 68 — Bobby Mitchell vs. Philadelphia Eagles, Nov. 23, 1958 (TD)
- 68 — Leroy Kelly vs. New York Giants, Oct. 25, 1964 (TD)

#### Longest Kickoff Returns

- 104 — Carl Ward vs. Washington Redskins, Nov. 26, 1967 (TD)
- 102 — Leroy Bolden vs. Chicago Cardinals, Oct. 26, 1958 (TD)
- 101 — Eric Metcalf at Houston Oilers, Dec. 9, 1990 (TD)
- 100 — Gerald McNeil at Pittsburgh Steelers, Oct. 5, 1986 (TD)
- 98 — Bobby Mitchell vs. Philadelphia Eagles, Nov. 23, 1958 (TD)
- 98 — Eric Metcalf at New York Jets, Sept. 16, 1990 (TD)



- 94 — Homer Jones vs. New York Jets, Sept. 21, 1970 (TD)
- 92 — Billy Lefear vs. Cincinnati Bengals, Nov. 23, 1975
- 91 — Bobby Mitchell vs. Philadelphia Eagles, Nov. 19, 1961 (TD)
- 90 — Bobby Mitchell vs. Dallas Cowboys, Oct. 16, 1960 (TD)
- 90 — Eric Metcalf vs. Buffalo Bills, Jan. 6, 1990 (TD) (Playoff)

**Longest Interception Returns**

- 97 — Anthony Henry vs. Jacksonville Jaguars, Dec. 16, 2001 (TD)
- 97 — Najee Mustafaa vs. Miami Dolphins, Oct. 10, 1993 (TD)
- 93 — Eric Turner vs. Arizona Cardinals, Sept. 18, 1994 (TD)
- 92 — Bernie Parrish vs. Chicago Bears, Dec. 11, 1960 (TD)
- 92 — David Brandon vs. Chicago Bears, Nov. 29, 1992 (TD)
- 88 — Ross Fichtner (lateral from Erich Barnes) vs. New Orleans Saints, Oct. 1, 1967
- 88 — Walt Sumner vs. Dallas Cowboys, Dec. 28, 1969 (TD) (Playoff)
- 79 — Jim Houston vs. New York Giants, Dec. 3, 1967 (TD)
- 75 — Brian Washington at Pittsburgh Steelers, Oct. 2, 1988 (TD)
- 70 — Johnny Brewer vs. Washington Redskins, Nov. 26, 1967 (TD)
- 68 — Mike Howell vs. Washington Redskins, Dec. 19, 1971
- 68 — Felix Wright vs. Los Angeles Rams, Oct. 26, 1987
- 65 — Walter Beach vs. Detroit Lions, Nov. 15, 1964 (TD)
- 65 — Chip Banks vs. New England Patriots, Nov. 20, 1983 (TD)
- 64 — Mike Johnson vs. San Diego Chargers, Sept. 23, 1990 (TD)

**Longest Fumble Returns**

- 89 — Don Paul vs. Pittsburgh Steelers, Nov. 10, 1957 (TD)
- 73 — Stevon Moore at Houston Oilers, Nov. 8, 1992 (TD)
- 55 — Earnest Byner vs. Buffalo Bills, Nov. 4, 1984 (TD)
- 54 — Len Ford vs. Philadelphia Eagles, Nov. 13, 1955
- 47 — George Young vs. Washington Redskins, Oct. 14, 1951 (TD)
- 47 — Nick Roman vs. Denver Broncos, Oct. 27, 1974
- 44 — Junior Wren vs. Chicago Cardinals, Oct. 4, 1959 (TD)
- 42 — Jerry Helluin vs. Philadelphia Eagles, Oct. 10, 1953 (TD)
- 39 — Chuck Noll vs. Green Bay Packers, Nov. 4, 1956 (TD)
- 38 — Horace Gillom vs. Pittsburgh Steelers, Oct. 21, 1951 (TD)
- 37 — Tom James vs. Chicago Cardinals, Nov. 29, 1953 (TD)
- 37 — Vince Newsome at Washington Redskins, Oct. 13, 1991 (TD)

**Longest Field Goals**

- 60 — Steve Cox vs. Cincinnati Bengals, Oct. 21, 1984
- 58 — Steve Cox vs. Denver Broncos, Dec. 4, 1983
- 57 — Don Cockroft vs. Denver Broncos, Oct. 29, 1972
- 55 — Matt Stover at Houston Oilers, Nov. 17, 1991
- 53 — Matt Stover at Houston Oilers, Dec. 12, 1993
- 52 — Matt Bahr at Minnesota Vikings, Oct. 26, 1986
- 52 — Matt Bahr vs. Los Angeles Raiders, Jan. 8, 1983 (Playoff)
- 52 — Lou Groza vs. Los Angeles Rams, Dec. 23, 1951 (Playoff)
- 52 — Lou Groza vs. New York Giants, Oct. 12, 1952
- 51 — Lou Groza vs. Chicago Cardinals, Dec. 16, 1956
- 51 — Lou Groza vs. Pittsburgh Steelers, Oct. 28, 1962
- 51 — Don Cockroft vs. St. Louis Cardinals, Oct. 28, 1979
- 51 — Matt Stover vs. Pittsburgh Steelers, Oct. 11, 1992
- 50 — Lou Groza vs. Pittsburgh Steelers, Nov. 22, 1953
- 50 — Don Cockroft vs. St. Louis Cardinals, Dec. 14, 1968
- 50 — Don Cockroft vs. Pittsburgh Steelers, Oct. 10, 1976
- 50 — Matt Bahr vs. Cincinnati Bengals, Oct. 21, 1984
- 50 — Matt Bahr at Miami Dolphins, Oct. 8, 1989
- 50 — Matt Stover vs. Philadelphia Eagles, Nov. 10, 1991

# RECORDS

## INDIVIDUAL RECORDS

### SERVICE

#### Most Seasons

- 17 Lou Groza (1950-59, 1961-67)
- 16 Clay Matthews (1978-93)
- 15 Gene Hickerson (1958-60, 1962-73)

#### Most Consecutive Seasons

- 16 Clay Matthews (1978-93)
- 14 Doug Dieken (1971-84)
- 13 Don Cockroft (1968-80)
- 13 Jim Houston (1960-72)
- 13 Dick Schafrath (1959-71)
- 13 Clarence Scott (1971-83)
- 13 Ozzie Newsome (1978-90)
- 12 Gene Hickerson (1962-73)
- 12 Walter Johnson (1965-76)
- 12 Ray Renfro (1952-63)
- 12 Jerry Sherk (1970-81)

#### Most Games

- 232 Clay Matthews (1978-93)
- 216 Lou Groza (1950-59, 1961-67)
- 203 Doug Dieken (1971-84)
- 202 Gene Hickerson (1958-60, 1962-73)

#### Most Consecutive Games

- 203 Doug Dieken (1971-84)
- 188 Don Cockroft (1968-80)
- 178 Clarence Scott (1971-83)
- 168 Walter Johnson (1965-76)
- 165 Gene Hickerson (1962-73)

#### Most Consecutive Starts

- 194 Doug Dieken (1971-84)

### SCORING

#### Most Points - Career

- 1,345 Lou Groza (1950-59, 1961-67); 233 FG, 640 PAT, 1 TD
- 1,080 Don Cockroft (1968-80); 216 FG, 432 PAT
- 756 Jim Brown (1957-65); 126 TD
- 677 Matt Bahr (1981-89); 143 FG, 248 PAT
- 540 Leroy Kelly (1964-73); 90 TD

#### Most Points - Season

- 126 Jim Brown (1965); 21 TD
- 120 Leroy Kelly (1968); 20 TD
- 115 Lou Groza (1964); 22 FG, 49 PAT
- 110 Matt Stover (1994); 26 FG, 32 PAT
- 108 Jim Brown (1962); 18 TD
- 108 Jim Brown (1958); 18 TD
- 108 Lou Groza (1953); 23 FG, 39 PAT

#### Most Points - Game

- 36 Dub Jones (11/25/1951 vs. Chicago Bears); 6 TD
- 30 Jim Brown (11/01/1959 at Baltimore Colts); 5 TD
- 24 Eric Metcalf (09/20/1992 at Los Angeles Raiders); 4 TD
- 24 Leroy Kelly (12/01/1968 vs. New York Giants); 4 TD
- 24 Jim Brown (11/28/1965 at Pittsburgh Steelers); 4 TD
- 24 Jim Brown (11/18/1962 vs. St. Louis Cardinals); 4 TD
- 24 Jim Brown (11/19/1961 vs. Philadelphia Eagles); 4 TD
- 24 Jim Brown (10/26/1958 at Chicago Cardinals); 4 TD
- 24 Jim Brown (11/24/1957 vs. Los Angeles Rams); 4 TD

#### Most Consecutive Games Scoring

- 107 Lou Groza (1950) 9 – (1959) 2

#### Most Seasons, 100 or More Points

- 3 Jim Brown (1958, 1962, 1965)

#### Most Total TDs - Career

- 126 Jim Brown (1957-65); 106 Rush, 20 Recv
- 90 Leroy Kelly (1964-73); 74 Rush, 13 Recv, 3 Ret
- 70 Gary Collins (1962-71); 70 Recv
- 55 Ray Renfro (1952-63); 4 Rush, 50 Recv, 1 Ret
- 54 Kevin Mack (1985-93); 46 Rush, 8 Recv

#### Most Total TDs - Season

- 21 Jim Brown (1965); 17 Rush, 4 Recv
- 20 Leroy Kelly (1968); 16 Rush, 4 Recv
- 18 Jim Brown (1962); 13 Rush, 5 Recv
- 18 Jim Brown (1958); 17 Rush, 1 Recv
- 16 Leroy Kelly (1966); 15 Rush, 1 Recv

#### Most Total TDs - Game

- 6 Dub Jones (11/25/1951 vs. Chicago Bears); 4 Rush, 2 Recv
- 5 Jim Brown (11/01/1959 at Baltimore Colts); 5 Rush
- 4 Eric Metcalf (09/20/1992 at Los Angeles Raiders); 1 Rush, 3 Recv
- 4 Leroy Kelly (12/01/1968 vs. New York Giants); 4 Rush
- 4 Jim Brown (11/28/1965 at Pittsburgh Steelers); 3 Rush, 1 Recv

- 4 Jim Brown (11/18/1962 vs. St. Louis Cardinals); 4 Rush
- 4 Jim Brown (11/19/1961 vs. Philadelphia Eagles); 4 Rush
- 4 Jim Brown (10/26/1958 at Chicago Cardinals); 4 Rush
- 4 Jim Brown (11/24/1957 vs. Los Angeles Rams); 4 Rush

### Most Consecutive Games Scoring Touchdowns

- 10 Jim Brown (1965)
- 9 Leroy Kelly (1968)

### Most Return TDs - Career

- 7 Eric Metcalf (1989-94)
- 6 Bobby Mitchell (1958-61)
- 5 Warren Lahr (1950-59)
- 5 Ken Konz (1953-59)
- 4 Bernie Parrish (1959-66)

### Most Return TDs - Season

- 2 Eric Metcalf (1994)
- 2 Eric Metcalf (1993)
- 2 David Brandon (1992)
- 2 Eric Metcalf (1990)
- 2 Thane Gash (1989)
- 2 David Grayson (1989)
- 2 Gerald McNeil (1986)
- 2 Jim Houston (1967)
- 2 Leroy Kelly (1965)
- 2 Bobby Mitchell (1961)
- 2 Bobby Franklin (1960)
- 2 Bobby Mitchell (1958)
- 2 Ken Konz (1954)
- 2 Warren Lahr (1951)
- 2 Warren Lahr (1950)

### Most Return TDs - Game

- 2 Eric Metcalf (10/24/1993 vs. Pittsburgh Steelers)
- 2 David Grayson (09/10/1989 at Pittsburgh Steelers)
- 2 Bobby Franklin (12/11/1960 vs. Chicago Bears)
- 2 Bobby Mitchell (11/23/1958 vs. Philadelphia Eagles)

### Most Extra Points - Career

- 640 Lou Groza (1950-59, 1961-67)
- 432 Don Cockroft (1968-80)
- 248 Matt Bahr (1981-89)
- 149 Matt Stover (1991-95)

- 70 Phil Dawson (1999-2001)
- 44 Sam Baker (1960-61)

### Most Extra Points - Season

- 51 Lou Groza (1966)
- 49 Lou Groza (1964)
- 46 Don Cockroft (1968)
- 45 Don Cockroft (1969)
- 45 Lou Groza (1965)

### Most Extra Points - Game

- 8 Lou Groza (12/06/1953 vs. New York Giants)
- 7 Lou Groza (12/04/1966 vs. New York Giants)
- 7 Lou Groza (12/12/1964 at New York Giants)
- 7 Lou Groza (10/19/1952 at Philadelphia Eagles)
- 7 Lou Groza (12/02/1951 vs. Chicago Cardinals)

### Most Consecutive Extra Points Made

- 138 Lou Groza (1963-66)

### Most Field Goals - Career

- 233 Lou Groza (1950-59, 1961-67)
- 216 Don Cockroft (1968-80)
- 143 Matt Bahr (1981-89)
- 108 Matt Stover (1991-95)
- 44 Phil Dawson (1999-2001)
- 14 Jerry Kauric (1990)

### Most Field Goals - Season

- 29 Matt Stover (1995)
- 26 Matt Stover (1994)
- 24 Matt Bahr (1988)
- 24 Matt Bahr (1984)
- 23 Lou Groza (1953)
- 22 Phil Dawson (2001)
- 22 Don Cockroft (1973)
- 22 Don Cockroft (1972)
- 22 Lou Groza (1964)

### Most Field Goals - Game

- 5 Matt Stover (10/29/1995 at Cincinnati Bengals)
- 5 Don Cockroft (10/19/1975 at Denver Broncos)

### Most Consecutive Games Field Goal Made

- 14 Lou Groza (1950) 10 (1951) 4

# RECORDS

## INDIVIDUAL RECORDS

### Most Consecutive Field Goals Made

- 23 Matt Stover (1994) 20 (1995) 3
- 16 Don Cockroft (1974) 11 (1975) 5
- 15\* Phil Dawson (2001)

\* Current streak heading into 2002 season

### Highest Field Goal Percentage - Career (minimum 50 attempts)

- 81.48 Phil Dawson (1999-2001); 54-44
- 81.20 Matt Stover (1991-95); 133-108
- 74.09 Matt Bahr (1981-89); 193-143
- 65.85 Don Cockroft (1968-80); 328-216
- 58.10 Lou Groza (1950-59, 1961-67); 401-233

### Highest Field Goal Percentage - Season (minimum 14 attempts)

- 92.86 Matt Stover (1994); 28-26
- 90.63 Matt Stover (1995); 32-29
- 88.46 Lou Groza (1953); 26-23
- 88.00 Phil Dawson (2001); 25-22
- 87.50 Matt Bahr (1983); 24-21
- 87.50 Don Cockroft (1974); 16-14

### Most Safeties - Career

- 2 Walter Johnson (1965-76)

### Most Safeties - Season

- 1 By 12 players; most recent Orpheus Roye (2001)

## RUSHING

### Most Rushing Attempts - Career

- 2,359 Jim Brown (1957-65)
- 1,727 Leroy Kelly (1964-73)
- 1,593 Mike Pruitt (1976-84)
- 1,291 Kevin Mack (1985-93)
- 1,158 Greg Pruitt (1973-81)

### Most Rushing Attempts - Season

- 305 Jim Brown (1961)
- 293 Mike Pruitt (1983)
- 291 Jim Brown (1963)
- 290 Jim Brown (1959)
- 289 Jim Brown (1965)

### Most Rushing Attempts - Game

- 37 Jim Brown (10/04/1959 at Chicago Cardinals)
- 34 Jim Brown (11/19/1961 vs. Philadelphia Eagles)
- 34 Jim Brown (10/12/1958 vs. Chicago Cardinals)
- 33 Jim Brown (12/13/1959 at Philadelphia Eagles)

32 Larry Mason (10/04/1987 at New England Patriots)

32 Mike Pruitt (12/03/1981 at Houston Oilers)

32 Jim Brown (11/01/1959 at Baltimore Colts)

### Most Rushing Yards - Career

- 12,312 Jim Brown (1957-65)
- 7,274 Leroy Kelly (1964-73)
- 6,540 Mike Pruitt (1976-84)
- 5,496 Greg Pruitt (1973-81)
- 5,123 Kevin Mack (1985-93)

### Most Rushing Yards - Season

- 1,863 Jim Brown (1963)
- 1,544 Jim Brown (1965)
- 1,527 Jim Brown (1958)
- 1,446 Jim Brown (1964)
- 1,408 Jim Brown (1961)

### Most Rushing Yards - Game

- 237 Jim Brown (11/19/1961 vs. Philadelphia Eagles)
- 237 Jim Brown (11/24/1957 vs. Los Angeles Rams)
- 232 Jim Brown (09/22/1963 at Dallas Cowboys)
- 232 Bobby Mitchell (11/15/1959 at Washington Redskins)
- 223 Jim Brown (11/03/1963 at Philadelphia Eagles)
- 214 Greg Pruitt (12/14/1975 vs. Kansas City Chiefs)
- 191 Greg Pruitt (10/17/1976 at Atlanta Falcons)
- 188 Earnest Byner (12/16/1984 at Houston Oilers)
- 188 Jim Brown (10/18/1964 at Dallas Cowboys)
- 188 Marion Motley (10/29/1950 vs. Pittsburgh Steelers)

### Most Seasons 1,000 or More Yards Rushing

- 7 Jim Brown (1958-61, 1963-65)
- 4 Mike Pruitt (1979-81, 1983)

### Most Games 100 or More Yards Rushing - Career

- 58 Jim Brown (1957-65)

### Most Games 100 or More Yards Rushing - Season

- 8 Jim Brown (1958, 1963)

### Most Consecutive 100-Yard Rushing Games

- 6 Jim Brown (1958)
- 5 Jim Brown (1961)

### Most Rushing TDs - Career

- 106 Jim Brown (1957-65)
- 74 Leroy Kelly (1964-73)
- 47 Mike Pruitt (1976-84)
- 46 Kevin Mack (1985-93)
- 33 Otto Graham (1950-55)

### Most Rushing TDs - Season

- 17 Jim Brown (1965)
- 17 Jim Brown (1958)
- 16 Leroy Kelly (1968)
- 15 Leroy Kelly (1966)
- 14 Jim Brown (1959)

### Most Rushing TDs - Game

- 5 Jim Brown (11/01/1959 at Baltimore Colts)
- 4 Leroy Kelly (12/01/1968 vs. New York Giants)
- 4 Jim Brown (11/18/1962 vs. St. Louis Cardinals)
- 4 Jim Brown (11/19/1961 vs. Philadelphia Eagles)
- 4 Jim Brown (10/26/1958 at Chicago Cardinals)
- 4 Jim Brown (11/24/1957 vs. Los Angeles Rams)
- 4 Dub Jones (11/25/1951 vs. Chicago Bears)

### Most Consecutive Games with Rushing TD

- 9 Leroy Kelly (1968)
- 7 Jim Brown (1957) 1 (1958) 6 and (1962) 2 (1963) 5

### Best Rushing Average - Career

#### (minimum 500 attempts)

- 5.22 Jim Brown (1957-65); 2,359-12,312
- 4.80 Ernie Green (1962-68); 668-3,204
- 4.75 Greg Pruitt (1973-81); 1,158-5,496
- 4.21 Leroy Kelly (1964-73); 1,727-7,274
- 4.19 Cleo Miller (1975-82); 546-2,286

### Best Rushing Average - Season

#### (minimum 150 attempts)

- 6.40 Jim Brown (1963); 291-1,863
- 5.94 Jim Brown (1958); 257-1,527
- 5.85 Jim Brown (1960); 215-1,257
- 5.46 Leroy Kelly (1966); 209-1,141
- 5.45 Greg Pruitt (1978); 176-960

### Best Rushing Average - Game

#### (minimum 11 attempts)

- 17.09 Marion Motley (10/29/1950 vs. Pittsburgh Steelers); 11-188
- 16.57 Bobby Mitchell (11/15/1959 at Washington Redskins); 14-232
- 13.36 Bobby Mitchell (10/12/1958 vs. Chicago Cardinals); 11-147
- 11.67 Bobby Mitchell (12/03/1961 at Dallas Cowboys); 12-140
- 11.60 Jim Brown (09/22/1963 at Dallas Cowboys); 20-232

## PASSING

### Most Pass Attempts - Career

- 3,439 Brian Sipe (1973-83)
- 3,150 Bernie Kosar (1985-93)
- 1,755 Frank Ryan (1962-68)
- 1,565 Otto Graham (1950-55)
- 1,317 Mike Phipps (1970-76)

### Most Pass Attempts - Season

- 567 Brian Sipe (1981)
- 554 Brian Sipe (1980)
- 535 Brian Sipe (1979)
- 531 Bernie Kosar (1986)
- 513 Bernie Kosar (1989)

### Most Pass Attempts - Game

- 57 Brian Sipe (09/07/1981 vs. San Diego Chargers)
- 54 Eric Zeier (11/05/1995 vs. Houston Oilers)
- 53 Brian Sipe (09/13/1981 vs. Houston Oilers)
- 50 Bernie Kosar (11/10/1986 vs. Miami Dolphins)
- 49 Bernie Kosar (12/22/1991 at Pittsburgh Steelers)
- 49 Brian Sipe (10/16/1983 at Pittsburgh Steelers)
- 49 Otto Graham (10/04/1952 at Pittsburgh Steelers)

### Most Pass Completions - Career

- 1,944 Brian Sipe (1973-83)
- 1,853 Bernie Kosar (1985-93)
- 907 Frank Ryan (1962-68)
- 872 Otto Graham (1950-55)
- 689 Bill Nelsen (1968-72)

### Most Pass Completions - Season

- 337 Brian Sipe (1980)

# RECORDS

## INDIVIDUAL RECORDS

- 313 Brian Sipe (1981)
- 310 Bernie Kosar (1986)
- 307 Bernie Kosar (1991)
- 303 Bernie Kosar (1989)

### Most Pass Completions - Game

- 33 Brian Sipe (12/05/1982 vs. San Diego Chargers)
- 32 Bernie Kosar (11/10/1986 vs. Miami Dolphins)
- 31 Brian Sipe (09/07/1981 vs. San Diego Chargers)
- 30 Brian Sipe (10/25/1981 vs. Baltimore Colts)
- 30 Brian Sipe (12/07/1980 vs. New York Jets)

### Highest Completion Percentage - Career (minimum 750 attempts)

- 59.18 Tim Couch (1999-2001); 1,068-632
- 58.83 Bernie Kosar (1985-93); 3,150-1,853
- 57.89 Milt Plum (1957-61); 1,083-627
- 57.59 Vinny Testaverde (1993-95); 969-558
- 56.53 Brian Sipe (1973-83); 3,439-1,944
- 55.72 Otto Graham (1950-55); 1,565-872

### Highest Completion Percentage - Season (minimum 200 attempts)

- 64.73 Otto Graham (1953); 258-167
- 63.72 Tim Couch (2000); 215-137
- 62.15 Bernie Kosar (1991); 494-307
- 61.95 Bernie Kosar (1987); 389-241
- 60.88 Vinny Testaverde (1995); 363-221
- 60.83 Brian Sipe (1980); 554-337

### Highest Completion Percentage - Game (minimum 15 attempts)

- 91.30 Vinny Testaverde (12/26/1993 at Los Angeles Rams); 23-21
- 82.61 Bernie Kosar (12/06/1992 vs. Cincinnati Bengals); 23-19
- 82.35 George Ratterman (10/06/1956 at Pittsburgh Steelers); 17-14
- 82.14 Brian Sipe (10/24/1976 vs. San Diego Chargers); 28-23
- 81.82 Bernie Kosar (11/05/1989 at Tampa Bay Buccaneers); 22-18

### Most Consecutive Pass Completions

- 16 Bernie Kosar (10-29-89 vs. Houston Oilers through 11-5-89 at Tampa Bay Buccaneers)

- 15 Vinny Testaverde (12-26-93 at Los Angeles Rams through 1-2-94 at Pittsburgh Steelers)
- 14 Brian Sipe (12-5-82 vs. San Diego Chargers)
- 13 Paul McDonald (10-28-84 vs. New Orleans Saints)
- 13 Brian Sipe (9-28-80 vs. Tampa Bay Buccaneers)

### Most Passing Yards - Career

- 23,713 Brian Sipe (1973-83)
- 21,904 Bernie Kosar (1985-93)
- 13,499 Otto Graham (1950-55)
- 13,361 Frank Ryan (1962-68)
- 9,725 Bill Nelsen (1968-72)

### Most Passing Yards - Season

- 4,132 Brian Sipe (1980)
- 3,876 Brian Sipe (1981)
- 3,854 Bernie Kosar (1986)
- 3,793 Brian Sipe (1979)
- 3,566 Brian Sipe (1983)

### Most Passing Yards - Game

- 444 Brian Sipe (10/25/1981 vs. Baltimore Colts)
- 414 Bernie Kosar (11/23/1986 vs. Pittsburgh Steelers)
- 401 Bernie Kosar (11/10/1986 vs. Miami Dolphins)
- 401 Otto Graham (10/04/1952 at Pittsburgh Steelers)
- 391 Brian Sipe (10/19/1980 vs. Green Bay Packers)
- 375 Brian Sipe (09/07/1981 vs. San Diego Chargers)
- 369 Otto Graham (10/15/1950 vs. Chicago Cardinals)
- 367 Frank Ryan (12/17/1966 at St. Louis Cardinals)
- 358 Brian Sipe (11/18/1979 vs. Miami Dolphins)
- 353 Bernie Kosar (12/10/1989 at Indianapolis Colts)

### Most Passing TDs - Career

- 154 Brian Sipe (1973-83)
- 134 Frank Ryan (1962-68)
- 116 Bernie Kosar (1985-93)
- 88 Otto Graham (1950-55)
- 71 Bill Nelsen (1968-72)

### Most Passing TDs - Season

- 30 Brian Sipe (1980)
- 29 Frank Ryan (1966)
- 28 Brian Sipe (1979)
- 26 Brian Sipe (1983)
- 25 Frank Ryan (1964)
- 25 Frank Ryan (1963)

### Most Passing TDs - Game

- 5 Brian Sipe (10/07/1979 vs. Pittsburgh Steelers)
- 5 Bill Nelsen (11/02/1969 vs. Dallas Cowboys)
- 5 Frank Ryan (12/12/1964 at New York Giants)

### Most Consecutive Games TD Pass

- 23 Frank Ryan (1965) 1, (1966) 14, (1967) 8
- 18 Milt Plum (1959) 1, (1960) 12, (1961) 5

### Highest QB Rating - Career

#### (minimum 750 attempts)

- 89.93 Milt Plum (1957-61)
- 81.64 Bernie Kosar (1985-93)
- 81.43 Frank Ryan (1962-68)
- 80.18 Vinny Testaverde (1993-95)
- 78.17 Otto Graham (1950-55)

### Highest QB Rating - Season

#### (minimum 200 attempts)

- 110.37 Milt Plum (1960)
- 99.66 Otto Graham (1953)
- 95.41 Bernie Kosar (1987)
- 91.37 Brian Sipe (1980)
- 90.59 Frank Ryan (1963)

### Highest QB Rating - Game

#### (minimum 15 attempts)

- 158.33 Brian Sipe (10/29/1978 vs. Buffalo Bills)
- 158.33 Otto Graham (10/10/1954 vs. Chicago Cardinals)
- 154.86 Milt Plum (11/13/1960 vs. St. Louis Cardinals)
- 153.94 Milt Plum (10/25/1959 vs. Washington Redskins)
- 150.57 Brian Sipe (11/19/1978 at Baltimore Colts)

### Most Passes Intercepted - Career

- 149 Brian Sipe (1973-83)
- 94 Otto Graham (1950-55)
- 88 Frank Ryan (1962-68)
- 81 Mike Phipps (1970-76)
- 81 Bernie Kosar (1985-93)

### Most Passes Intercepted - Season

- 26 Brian Sipe (1979)
- 25 Brian Sipe (1981)
- 24 Otto Graham (1952)
- 23 Paul McDonald (1984)
- 23 Brian Sipe (1983)
- 23 Bill Nelsen (1971)

### Most Passes Intercepted - Game

- 6 Brian Sipe (10/16/1983 at Pittsburgh Steelers)
- 6 Brian Sipe (11/22/1981 vs. Pittsburgh Steelers)
- 5 Frank Ryan (11/06/1966 at Pittsburgh Steelers)
- 5 Otto Graham (10/17/1954 at Pittsburgh Steelers)

### Most Consecutive Attempts Without an Interception

- 308\* Bernie Kosar (1990-91)
- 208 Milt Plum (1959-60)
- \* NFL Record

### Lowest Interception Percentage - Career

#### (minimum 750 attempts)

- 2.57 Bernie Kosar (1985-93); 3,150-1,853
- 3.60 Milt Plum (1957-61); 1,083-627
- 3.72 Vinny Testaverde (1993-95); 969-558
- 4.33 Brian Sipe (1973-83); 3,439-1,944
- 4.82 Paul McDonald (1980-85); 767-411

### Lowest Interception Percentage - Season

#### (minimum 200 attempts)

- 1.82 Bernie Kosar (1991); 494-307
- 1.88 Bernie Kosar (1986); 531-310
- 2.00 Milt Plum (1960); 250-151
- 2.31 Bernie Kosar (1987); 389-241
- 2.48 Vinny Testaverde (1995); 363-221

## RECEIVING

### Most Receptions - Career

- 662 Ozzie Newsome (1978-90)
- 331 Gary Collins (1962-71)
- 323 Greg Pruitt (1973-81)
- 315 Brian Brennan (1984-91)
- 310 Reggie Rucker (1975-81)

### Most Receptions - Season

- 89 Ozzie Newsome (1984)
- 89 Ozzie Newsome (1983)
- 84 Kevin Johnson (2001)
- 69 Ozzie Newsome (1981)

# RECORDS

## INDIVIDUAL RECORDS

- 66 Kevin Johnson (1999)
- 65 Webster Slaughter (1989)
- 65 Greg Pruitt (1981)

### Most Receptions - Game

- 14 Ozzie Newsome (10/14/1984 vs. New York Jets)
- 11 Webster Slaughter (12/22/1991 at Pittsburgh Steelers)
- 11 Mac Speedie (11/09/1952 vs. Chicago Cardinals)

### Most Consecutive Games with Reception

- 150 Ozzie Newsome (1979) 9 (1989) 7
- 53 Mike Pruitt (1979) 7 (1983) 5

### Most Receiving Yards - Career

- 7,980 Ozzie Newsome (1978-90)
- 5,508 Ray Renfro (1952-63)
- 5,299 Gary Collins (1962-71)
- 5,210 Paul Warfield (1964-69, 1976-77)
- 4,953 Reggie Rucker (1975-81)

### Most Receiving Yards - Season

- 1,236 Webster Slaughter (1989)
- 1,097 Kevin Johnson (2001)
- 1,067 Paul Warfield (1968)
- 1,002 Ozzie Newsome (1981)
- 1,001 Ozzie Newsome (1984)
- 986 Kevin Johnson (1999)

### Most Receiving Yards - Game

- 191 Ozzie Newsome (10/14/1984 vs. New York Jets)
- 186 Webster Slaughter (10/23/1989 vs. Chicago Bears)
- 184 Webster Slaughter (10/29/1989 vs. Houston Oilers)
- 182 Darrel Brewster (12/06/1953 vs. New York Giants)
- 177 Eric Metcalf (09/20/1992 at Los Angeles Raiders)
- 177 Reggie Rucker (11/18/1979 vs. Miami Dolphins)
- 177 Gern Nagler (11/20/1960 at Pittsburgh Steelers)
- 176 Brian Brennan (12/21/1986 vs. San Diego Chargers)
- 173 Andre Rison (10/29/1995 at Cincinnati Bengals)
- 171 Derrick Alexander (12/04/1994 vs. New York Giants)

### Most Seasons 50 or More Receptions

- 6 Ozzie Newsome (1979-81, 1983-85)
- 3 Kevin Johnson (1999-2001)
- 3 Eric Metcalf (1989-90, 1993)
- 3 Webster Slaughter (1989-91)
- 3 Gary Collins (1965-66, 1969)

### Highest Receiving Average - Career (minimum 100 receptions)

- 19.60 Ray Renfro (1952-63); 281-5,508
- 19.23 Paul Warfield (1964-69, 1976-77); 271-5,210
- 18.44 Ricky Feacher (1976-84); 113-2,084

### Highest Receiving Average - Season (minimum 20 receptions)

- 28.05 Ray Renfro (1957); 21-589
- 23.88 Ray Renfro (1958); 24-573
- 22.55 Ricky Feacher (1981); 29-654

### Highest Receiving Average - Game (minimum 3 receptions)

- 52.33 Rich Kreitling (10/02/1960 vs. Pittsburgh Steelers); 3-157
- 48.67 Clarence Weathers (10/13/1985 at Houston Oilers); 3-146
- 46.00 Webster Slaughter (10/29/1989 vs. Houston Oilers); 4-184

### Most Receiving TDs - Career

- 70 Gary Collins (1962-71)
- 52 Paul Warfield (1964-69, 1976-77)
- 50 Ray Renfro (1952-63)
- 47 Ozzie Newsome (1978-90)
- 33 Dante Lavelli (1950-56)

### Most Receiving TDs - Season

- 13 Gary Collins (1963)
- 12 Paul Warfield (1968)
- 12 Gary Collins (1966)
- 11 Gary Collins (1969)
- 10 Paul Warfield (1969)
- 10 Gary Collins (1965)

### Most Receiving TDs - Game

- 3 Eric Metcalf (09/20/1992 at Los Angeles Raiders)
- 3 Calvin Hill (11/19/1978 at Baltimore Colts)
- 3 Larry Poole (11/13/1977 at Pittsburgh Steelers)
- 3 Reggie Rucker (09/12/1976 vs. New York Jets)



- 3 Gary Collins (10/20/1963 vs. Philadelphia Eagles)
- 3 Ray Renfro (11/22/1959 vs. Pittsburgh Steelers)
- 3 Darrel Brewster (12/06/1953 vs. New York Giants)
- 3 Mac Speedie (12/02/1951 vs. Chicago Cardinals)

### Most Consecutive Games with TD Reception

- 7 Gary Collins (1963) 2 (1964) 5
- 6 Paul Warfield (1968)

### INTERCEPTIONS

#### Most Passes Intercepted - Career

- 45 Thom Darden (1972-74, 1976-81)
- 40 Warren Lahr (1950-59)
- 39 Clarence Scott (1971-83)
- 30 Ken Konz (1953-59)
- 29 Bernie Parrish (1959-66)

#### Most Passes Intercepted - Season

- 10 Anthony Henry (2001)
- 10 Thom Darden (1978)
- 9 Eric Turner (1994)
- 9 Felix Wright (1989)
- 9 Tommy James (1950)

#### Most Passes Intercepted - Game

- 3 Anthony Henry (11/18/2001 at Baltimore Ravens)
- 3 Anthony Henry (09/23/2001 vs. Detroit Lions)
- 3 Stevon Moore (09/17/1995 at Houston Oilers)
- 3 Frank Minnifield (11/22/1987 at Houston Oilers)
- 3 Hanford Dixon (12/19/1982 vs. Pittsburgh Steelers)
- 3 Ron Bolton (11/27/1977 vs. Los Angeles Rams)
- 3 Ross Fichtner (10/23/1966 vs. Dallas Cowboys)
- 3 Bernie Parrish (12/03/1961 at Dallas Cowboys)
- 3 Bobby Franklin (12/11/1960 vs. Chicago Bears)
- 3 Tommy James (11/01/1953 vs. Washington Redskins)
- 3 Tommy James (11/05/1950 at Chicago Cardinals)

#### Most Interception Return Yards - Career

- 820 Thom Darden (1972-74, 1976-81)
- 581 Ross Fichtner (1960-67)
- 557 Bernie Parrish (1959-66)
- 530 Warren Lahr (1950-59)
- 469 Felix Wright (1985-90)

#### Most Interception Return Yards - Season

- 238 Bernie Parrish (1960)
- 200 Thom Darden (1978)
- 199 Eric Turner (1994)
- 190 Don Paul (1956)
- 177 Anthony Henry (2001)
- 162 Ben Davis (1968)

#### Most Interception Return Yards - Game

- 115 Bernie Parrish (12/11/1960 vs. Chicago Bears)
- 108 Felix Wright (10/26/1987 vs. Los Angeles Rams)
- 101 Eric Turner (09/18/1994 vs. Arizona Cardinals)
- 98 Ross Fichtner (10/23/1966 vs. Dallas Cowboys)
- 97 Anthony Henry (12/16/2001 vs. Jacksonville Jaguars)
- 97 Najee Mustafaa (10/10/1993 vs. Miami Dolphins)

#### Highest Average Gain on Interceptions - Career (minimum 10 int.)

- 23.00 Erich Barnes (1965-71); 18-414
- 21.73 Oliver Davis (1977-80); 11-239
- 21.52 Ross Fichtner (1960-67); 27-581

#### Highest Average Gain on Interceptions - Season (minimum 3 int.)

- 39.67 Bernie Parrish (1960); 6-238
- 38.00 Felix Wright (1987); 4-152
- 34.67 Brian Washington (1988); 3-104

#### Highest Average Gain on Interceptions - Game (minimum 2 int.)

- 57.50 Bernie Parrish (12/11/1960 vs. Chicago Bears); 2-115
- 54.00 Felix Wright (10/26/1987 vs. Los Angeles Rams); 2-108
- 50.50 Eric Turner (09/18/1994 vs. Arizona Cardinals); 2-101

#### Most TDs on Interceptions - Career

- 5 Warren Lahr (1950-59)
- 4 Ken Konz (1953-59)

# RECORDS

## INDIVIDUAL RECORDS

- 3 Bernie Parrish (1959-66)
- 3 Jim Houston (1960-72)
- 3 Ross Fichtner (1960-67)
- 3 Erich Barnes (1965-71)

### Most TDs on Interceptions - Season

- 2 Thane Gash (1989)
- 2 Jim Houston (1967)
- 2 Bobby Franklin (1960)
- 2 Ken Konz (1954)
- 2 Warren Lahr (1951)
- 2 Warren Lahr (1950)

### Most TDs on Interceptions - Game

- 2 Bobby Franklin (12/11/1960 vs. Chicago Bears)

## PUNTING

### Most Punts - Career

- 651 Don Cockroft (1968-80)
- 385 Horace Gillom (1950-56)
- 336 Gary Collins (1962-71)
- 253 Jeff Gossett (1983, 1985-87)
- 236 Brian Hansen (1991-93)

### Most Punts - Season

- 108 Chris Gardocki (2000)
- 106 Chris Gardocki (1999)
- 99 Chris Gardocki (2001)
- 97 Bryan Wagner (1989)
- 90 Don Cockroft (1974)
- 83 Jeff Gossett (1986)
- 82 Brian Hansen (1993)
- 82 Don Cockroft (1975)
- 82 Don Cockroft (1973)

### Most Punts - Game

- 12 Chris Gardocki (12/03/2000 at Jacksonville Jaguars)
- 12 Bryan Wagner (11/19/1989 vs. Kansas City Chiefs)
- 12 Horace Gillom (12/03/1950 vs. Philadelphia Eagles)
- 11 Don Cockroft (10/15/1972 vs. Chicago Bears)
- 11 Gary Collins (12/12/1965 at Los Angeles Rams)
- 11 Horace Gillom (10/04/1953 at Chicago Cardinals)

### Most Punt Yards - Career

- 26,262 Don Cockroft (1968-80)
- 16,872 Horace Gillom (1950-56)
- 13,813 Chris Gardocki (1999-2001)

- 13,764 Gary Collins (1962-71)
- 10,317 Jeff Gossett (1983, 1985-87)
- 10,112 Brian Hansen (1991-93)

### Most Punt Yards - Season

- 4,919 Chris Gardocki (2000)
- 4,645 Chris Gardocki (1999)
- 4,249 Chris Gardocki (2001)
- 3,817 Bryan Wagner (1989)
- 3,643 Don Cockroft (1974)
- 3,632 Brian Hansen (1993)
- 3,498 Don Cockroft (1972)

### Most Punt Yards - Game

- 517 Chris Gardocki (12/03/2000 at Jacksonville Jaguars)
- 510 Horace Gillom (12/03/1950 vs. Philadelphia Eagles)
- 497 Gary Collins (12/12/1965 at Los Angeles Rams)
- 491 Chris Gardocki (11/26/2000 at Baltimore Ravens)
- 480 Don Cockroft (10/15/1972 vs. Chicago Bears)
- 468 Horace Gillom (10/04/1953 at Chicago Cardinals)
- 463 Bryan Wagner (11/19/1989 vs. Kansas City Chiefs)

### Best Gross Punting Average - Career

(minimum 50 attempts)

- 44.69 Chris Gardocki (1999-2000); 214-9,564
- 43.82 Horace Gillom (1950-56); 385-16,872
- 42.85 Brian Hansen (1991-93); 236-10,112
- 42.64 Sam Baker (1960-61); 108-4,605
- 42.02 Steve Cox (1981-84); 190-7,984
- 41.69 Tom Tupa (1993-95); 139-5,795

### Best Gross Punting Average - Season

(minimum 35 attempts)

- 46.69 Gary Collins (1965); 65-3,035
- 45.69 Horace Gillom (1952); 61-2,787
- 45.55 Chris Gardocki (2000); 108-4,919
- 45.49 Horace Gillom (1951); 73-3,321
- 44.29 Brian Hansen (1993); 82-3,632
- 43.82 Chris Gardocki (1999); 106-4,645
- 43.81 Horace Gillom (1953); 63-2,760

### Best Gross Punting Average - Game

- 58.00 Johnny Evans (12/03/1978 at Seattle Seahawks); 1-58
- 56.50 Sam Baker (11/13/1960 vs. St. Louis Cardinals); 2-113

- 54.75 Horace Gillom (11/28/1954 at New York Giants); 4-219
- 54.33 Gary Collins (10/17/1965 vs. Dallas Cowboys); 6-326
- 54.00 Dave Mays (09/26/1976 at Denver Broncos); 1-54

**Most Punts Inside 20 Yard Line - Career**

- 70 Chris Gardocki (1999-2001)
- 63 Brian Hansen (1991-93)
- 59 Jeff Gossett (1983, 1985-87)
- 45 Bryan Wagner (1989-90)
- 43 Tom Tupa (1993-95)
- 38 Steve Cox (1981-84)

**Most Punts Inside 20 Yard Line - Season**

- 32 Bryan Wagner (1989)
- 28 Brian Hansen (1992)
- 27 Tom Tupa (1994)
- 25 Chris Gardocki (2001)
- 25 Chris Gardocki (2000)
- 21 Jeff Gossett (1986)
- 21 Greg Coleman (1977)

**PUNT RETURNS**

**Most Punt Returns - Career**

- 161 Gerald McNeil (1986-89)
- 127 Eric Metcalf (1989-94)
- 111 Dino Hall (1979-83)
- 94 Leroy Kelly (1964-73)
- 78 Keith Wright (1978-80)

**Most Punt Returns - Season**

- 49 Gerald McNeil (1989)
- 44 Eric Metcalf (1992)
- 40 Gerald McNeil (1986)
- 39 Dino Hall (1983)
- 38 Gerald McNeil (1988)

**Most Punt Returns - Game**

- 7 Eric Metcalf (11/08/1992 at Houston Oilers)
- 7 Gerald McNeil (11/19/1989 vs. Kansas City Chiefs)
- 7 Gerald McNeil (11/16/1986 at Los Angeles Raiders)
- 7 Gerald McNeil (10/12/1986 vs. Kansas City Chiefs)
- 7 Dino Hall (10/25/1981 vs. Baltimore Colts)
- 7 Chet Hanulak (11/07/1954 vs. Washington Redskins)

**Most Punt Return Yards - Career**

- 1,545 Gerald McNeil (1986-89)
- 1,341 Eric Metcalf (1989-94)
- 990 Leroy Kelly (1964-73)
- 901 Dino Hall (1979-83)
- 659 Greg Pruitt (1973-81)

**Most Punt Return Yards - Season**

- 496 Gerald McNeil (1989)
- 464 Eric Metcalf (1993)
- 429 Eric Metcalf (1992)
- 386 Gerald McNeil (1987)
- 349 Greg Pruitt (1974)

**Most Punt Return Yards - Game**

- 166 Eric Metcalf (10/24/1993 vs. Pittsburgh Steelers)
- 115 Eric Metcalf (09/04/1994 at Cincinnati Bengals)
- 109 Leroy Kelly (11/28/1965 at Pittsburgh Steelers)
- 106 Gerald McNeil (09/28/1986 vs. Detroit Lions)
- 103 Gerald McNeil (12/10/1989 at Indianapolis Colts)

**Most Punt Return TDs - Career**

- 5 Eric Metcalf (1989-94)
- 3 Leroy Kelly (1964-73)
- 3 Bobby Mitchell (1958-61)

**Most Punt Return TDs - Season**

- 2 Eric Metcalf (1994)
- 2 Eric Metcalf (1993)
- 2 Leroy Kelly (1965)

**Most Punt Return TDs - Game**

- 2 Eric Metcalf (10/24/1993 vs. Pittsburgh Steelers)

**Highest Punt Return Average - Career (minimum 50 returns)**

- 11.77 Greg Pruitt (1973-81); 56-659
- 11.24 Bobby Mitchell (1958-61); 54-607
- 10.56 Eric Metcalf (1989-94); 127-1,341
- 10.53 Leroy Kelly (1964-73); 94-990
- 9.60 Gerald McNeil (1986-89); 161-1,545

**Highest Punt Return Average - Season (minimum 15 returns)**

- 15.59 Leroy Kelly (1965); 17-265
- 12.93 Greg Pruitt (1974); 27-349
- 12.89 Eric Metcalf (1993); 36-464

# RECORDS

## INDIVIDUAL RECORDS

- 12.72 Ben Davis (1967); 18-229
- 11.35 Gerald McNeil (1987); 34-386

### Highest Punt Return Average - Game (minimum 3 returns)

- 28.75 Eric Metcalf (09/04/1994 at Cincinnati Bengals); 4-115
- 27.67 Eric Metcalf (10/23/1994 vs. Cincinnati Bengals); 3-83
- 27.67 Bobby Mitchell (10/08/1961 vs. Washington Redskins); 3-83
- 27.33 Greg Pruitt (10/27/1974 vs. Denver Broncos); 3-82
- 27.25 Leroy Kelly (11/28/1965 at Pittsburgh Steelers); 4-109

## KICKOFF RETURNS

### Most Kickoff Returns - Career

- 151 Dino Hall (1979-83)
- 139 Eric Metcalf (1989-94)
- 87 Glen Young (1984-85, 1987-88)
- 82 Randy Baldwin (1991-94)
- 76 Leroy Kelly (1964-73)

### Most Kickoff Returns - Season

- 52 Eric Metcalf (1990)
- 50 Dino Hall (1979)
- 47 Gerald McNeil (1986)
- 44 Ronnie Powell (1999)
- 43 Jamel White (2000)
- 36 Dino Hall (1981)

### Most Kickoff Returns - Game

- 9 Dino Hall (10/07/1979 vs. Pittsburgh Steelers)
- 8 Dino Hall (11/25/1979 at Pittsburgh Steelers)
- 7 Dino Hall (11/29/1981 vs. Cincinnati Bengals)

### Most Kickoff Return Yards - Career

- 3,185 Dino Hall (1979-83)
- 2,806 Eric Metcalf (1989-94)
- 2,079 Glen Young (1984-85, 1987-88)
- 1,872 Randy Baldwin (1991-94)
- 1,784 Leroy Kelly (1964-73)

### Most Kickoff Return Yards - Season

- 1,052 Eric Metcalf (1990)
- 1,014 Dino Hall (1979)
- 997 Gerald McNeil (1986)
- 986 Ronnie Powell (1999)
- 898 Glen Young (1985)

### Most Kickoff Return Yards - Game

- 172 Dino Hall (10/07/1979 vs. Pittsburgh Steelers)
- 169 Dino Hall (11/29/1981 vs. Cincinnati Bengals)
- 165 Eric Metcalf (12/09/1990 at Houston Oilers)
- 165 Greg Pruitt (11/03/1974 at San Diego Chargers)
- 162 Dino Hall (11/25/1979 at Pittsburgh Steelers)
- 162 Billy Lefear (12/09/1973 at Cincinnati Bengals)

### Most Kickoff Return TDs - Career

- 3 Bobby Mitchell (1958-61)
- 2 Eric Metcalf (1989-94)

### Most Kickoff Return TDs - Season

- 2 Eric Metcalf (1990)

### Most Kickoff Return TDs - Game

- 1 11 times; most recent Randy Baldwin (09/04/1994 at Cincinnati Bengals)

### Highest Kickoff Return Average - Career (minimum 50 returns)

- 26.26 Greg Pruitt (1973-81); 58-1,523
- 25.94 Walter Roberts (1964-66); 62-1,608
- 25.24 Keith Wright (1978-80); 70-1,767
- 25.00 Bobby Mitchell (1958-61); 62-1,550
- 24.35 Billy Lefear (1972-75); 60-1,461

### Highest Kickoff Return Average - Season (minimum 12 returns)

- 31.69 Billy Lefear (1975); 13-412
- 29.50 Billy Reynolds (1954); 14-413
- 28.88 Bo Scott (1969); 25-722
- 28.31 Greg Pruitt (1973); 16-453
- 27.55 Greg Pruitt (1974); 22-606

### Highest Kickoff Return Average - Game (minimum 3 returns)

- 48.33 Gerald McNeil (10/05/1986 at Pittsburgh Steelers); 3-145
- 45.67 Herman Fontenot (10/30/1988 vs. Cincinnati Bengals); 3-137
- 43.00 Keith Wright (09/02/1979 at New York Jets); 3-129
- 42.00 Ben Davis (12/10/1967 at St. Louis Cardinals); 3-126
- 41.25 Eric Metcalf (12/09/1990 at Houston Oilers); 4-165

### COMBINED NET YARDS

#### Combined Net Yards, Most Attempts - Career

2,650	Jim Brown (1957-65); 2,359 R, 262 P, 29 PR
2,087	Leroy Kelly (1964-73); 1,727 R, 190 P, 94 KR, 76 PR
1,860	Mike Pruitt (1976-84); 1,593 R, 255 P, 12 PR

#### Combined Net Yards, Most Attempts - Season

353	Jim Brown (1961); 305 R, 46 P, 2 PR
323	Mike Pruitt (1983); 293 R, 30 P
323	Jim Brown (1965); 289 R, 34 P

#### Combined Net Yards, Most Attempts - Game

39	Mike Pruitt (12/03/1981 at Houston Oilers); 32 R, 7 P
39	Jim Brown (10/04/1959 at Chicago Cardinals); 37 R, 2 P
38	Earnest Byner (12/17/1995 vs. Cincinnati Bengals); 31 R, 7 P
38	Jim Brown (11/19/1961 vs. Philadelphia Eagles); 34 R, 3 P, 1 PR

#### Combined Net Yards, Most Yards - Career

15,459	Jim Brown (1957-65); 12,312 R, 2,499 P, 648 KR
12,329	Leroy Kelly (1964-73); 7,274 R, 2,281 P, 1,784 KR, 990 PR
10,700	Greg Pruitt (1973-81); 5,496 R, 3,022 P, 1,523 KR, 659 PR

#### Combined Net Yards, Most Yards - Season

2,131	Jim Brown (1963); 1,863 R, 268 P
2,014	Leroy Kelly (1966); 1,141 R, 366 P, 403 KR, 104 PR
1,932	Eric Metcalf (1993); 611 R, 539 P, 318 KR, 464 PR

#### Combined Net Yards, Most Yards - Game

313	Jim Brown (11/19/1961 vs. Philadelphia Eagles); 237 R, 52 P, 24 KR
304	Greg Pruitt (11/23/1975 vs. Cincinnati Bengals); 121 R, 106 P, 36 KR, 41 PR
299	Leroy Kelly (12/04/1966 vs. New York Giants); 126 R, 71 P, 102 KR

#### Combined Net Yards, High Average - Career (minimum 500 attempts)

11.94	Ozzie Newsome (1978-90); 682-8,144
8.87	Bobby Mitchell (1958-61); 667-5,916
7.89	Eric Metcalf (1989-94); 1,155-9,108

#### Combined Net Yards, High Average - Season (minimum 100 attempts)

14.32	Dino Hall (1979); 103-1,475
10.90	Greg Pruitt (1973); 102-1,112
9.77	Bobby Mitchell (1958); 128-1,250

#### Combined Net Yards, High Average - Game (minimum 10 attempts)

19.75	Eric Metcalf (10/24/1993 vs. Pittsburgh Steelers); 12-237
19.75	Dino Hall (10/07/1979 vs. Pittsburgh Steelers); 12-237
19.64	Eric Metcalf (12/09/1990 at Houston Oilers); 11-216

### SCRIMMAGE YARDS

#### Scrimmage Yards, Most Attempts - Career

2,621	Jim Brown (1957-65); 2,359 R, 262 P
1,917	Leroy Kelly (1964-73); 1,727 R, 190 P
1,848	Mike Pruitt (1976-84); 1,593 R, 255 P

#### Scrimmage Yards, Most Attempts - Season

351	Jim Brown (1961); 305 R, 46 P
323	Mike Pruitt (1983); 293 R, 30 P
323	Jim Brown (1965); 289 R, 34 P

#### Scrimmage Yards, Most Attempts - Game

39	Mike Pruitt (12/03/1981 at Houston Oilers); 32 R, 7 P
39	Jim Brown (10/04/1959 at Chicago Cardinals); 37 R, 2 P
38	Earnest Byner (12/17/1995 vs. Cincinnati Bengals); 31 R, 7 P

#### Scrimmage Yards, Most Yards - Career

14,811	Jim Brown (1957-65); 12,312 R, 2,499 P
9,555	Leroy Kelly (1964-73); 7,274 R, 2,281 P
8,518	Greg Pruitt (1973-81); 5,496 R, 3,022 P

#### Scrimmage Yards, Most Yards - Season

2,131	Jim Brown (1963); 1,863 R, 268 P
1,872	Jim Brown (1965); 1,544 R, 328 P
1,867	Jim Brown (1961); 1,408 R, 459 P

#### Scrimmage Yards, Most Yards - Game

289	Jim Brown (11/19/1961 vs. Philadelphia Eagles); 237 R, 52 P
262	Jim Brown (09/15/1963 vs. Washington Redskins); 162 R, 100 P
258	Jim Brown (11/24/1957 vs. Los Angeles Rams); 237 R, 21 P

# RECORDS

## INDIVIDUAL RECORDS

### Scrimmage Yards, High Average - Career

(minimum 400 attempts)

- 14.81 Ray Renfro (1952-63); 418-6,190
- 11.93 Ozzie Newsome (1978-90); 680-8,115
- 8.09 Dub Jones (1950-55); 481-3,893

### Scrimmage Yards, High Average - Season

(minimum 100 attempts)

- 8.53 Dub Jones (1952); 108-921
- 7.93 Dub Jones (1951); 134-1,062
- 7.64 Dub Jones (1950); 101-772

### Scrimmage Yards, High Average - Game

(minimum 10 attempts)

- 18.42 Marion Motley (10/29/1950 vs. Pittsburgh Steelers); 12-221
- 17.70 Gern Nagler (11/20/1960 at Pittsburgh Steelers); 10-177
- 16.33 Dub Jones (11/25/1951 vs. Chicago Bears); 12-196

## QUARTERBACK SACKS

### Most Sacks - Career

- 76.5 Clay Matthews (1978-93)
- 69 Jerry Sherk (1970-81)
- 58 Walter Johnson (1965-76)

### Most Sacks - Season

- 14.5 Bill Glass (1965)
- 14 Jack Gregory (1970)
- 14 Reggie Camp (1984)
- 13 Jamir Miller (2001)
- 12 Clay Matthews (1984)
- 12 Jerry Sherk (1979)

### Most Sacks - Game

- 4 Jerry Sherk (11/14/1976 vs. Philadelphia)
- 4 Mack Mitchell (11/20/1977 vs. New York Giants)

### Most Consecutive Games At Least One Sack

- 7 Bill Glass (1966)

### Most Sack Yards - Career

- 568 Clay Matthews (1978-92)
- 547 Jerry Sherk (1970-81)

### Most Sack Yards - Season

- 125.5 Reggie Camp (1984)

### Most Sack Yards - Game

- 39 Reggie Camp (11/25/1984 vs. Houston)



Dub Jones

**GAMES WON**
**Most Games Won, One Season  
(Including Postseason)**

13 (1986)  
 12 (1994)  
 12 (1950)

**Most Games Won - Regular Season**

12 (1986)  
 11 (1994)  
 11 (1980)  
 11 (1965)  
 11 (1953)  
 11 (1951)

**Most Consecutive Games Won, Start of Season**

7 (1953)

**Most Consecutive Home Games Won  
(Regular Season)**

12 (1950-52)

**Most Consecutive Road Games Won**

7 (1951-52; 1954-55; 1971-72)

**GAMES LOST**
**Most Games Lost, One Season**

14 (1999)  
 13 (2000)  
 13 (1990)  
 11 (1995)  
 11 (1984)  
 11 (1981)  
 11 (1975)

**Most Consecutive Games Lost**

8 (1974-75)

**Most Consecutive Games Lost, Start of Season**

9 (1975)

**Most Consecutive Games Lost, End of Season**

6 (1999)

**Most Consecutive Home Games Lost**

9 (1999-2000)

**Most Consecutive Road Games Lost**

11 (1974-76)

**SCORING**
**Most Points - Season**

415 (1964); 22 FG, 49 PAT, 50 TD  
 403 (1966); 9 FG, 52 PAT, 54 TD  
 394 (1968); 18 FG, 46 PAT, 49 TD  
 391 (1986); 26 FG, 43 PAT, 45 TD  
 390 (1987); 21 FG, 45 PAT, 47 TD

**Most Points - Game**

62 (11/07/1954 vs. Washington Redskins);  
 2 FG, 8 PAT, 8 TD  
 62 (12/06/1953 vs. New York Giants); 2 FG,  
 8 PAT, 8 TD  
 52 (12/12/1964 at New York Giants); 1 FG,  
 7 PAT, 7 TD  
 51 (09/10/1989 at Pittsburgh Steelers);  
 3 FG, 6 PAT, 6 TD  
 49 (12/04/1966 vs. New York Giants);  
 7 PAT, 7 TD  
 49 (10/30/1966 at Atlanta Falcons); 7 PAT,  
 7 TD  
 49 (10/19/1952 at Philadelphia Eagles);  
 7 PAT, 7 TD  
 49 (12/02/1951 vs. Chicago Cardinals);  
 7 PAT, 7 TD

**Most Points Against - Season**

462 (1990); 16 FG, 56 PAT, 59 TD  
 437 (1999); 33 FG, 40 PAT, 49 TD  
 419 (2000); 31 FG, 44 PAT, 46 TD  
 375 (1981); 21 FG, 40 PAT, 45 TD  
 372 (1975); 13 FG, 45 PAT, 48 TD  
 356 (1995); 26 FG, 34 PAT, 40 TD, 2 2PAT  
 356 (1978); 22 FG, 36 PAT, 42 TD

**Most Points Against - Game**

58 (12/09/1990 at Houston Oilers); 1 FG,  
 7 PAT, 8 TD  
 55 (11/12/1967 at Green Bay Packers); 2 FG,  
 7 PAT, 7 TD  
 55 (10/17/1954 at Pittsburgh Steelers);  
 7 PAT, 8 TD  
 51 (10/07/1979 vs. Pittsburgh Steelers);  
 1 FG, 6 PAT, 7 TD  
 51 (11/09/1969 at Minnesota Vikings); 3 FG,  
 6 PAT, 6 TD

**Fewest Points Against - Season**

144 (1950); 4 FG, 18 PAT, 19 TD  
 152 (1951); 4 FG, 18 PAT, 20 TD  
 162 (1954); 3 FG, 21 PAT, 22 TD

# RECORDS

## TEAM RECORDS

162 (1953); 2 FG, 20 PAT, 22 TD  
172 (1957); 7 FG, 19 PAT, 22 TD

### Most Points, Both Teams - Game

89 (12/04/1966 vs. New York Giants); 4 FG,  
11 PAT, 11 TD  
86 (10/07/1979 vs. Pittsburgh Steelers);  
1 FG, 11 PAT, 12 TD  
82 (12/15/1960 at New York Giants); 2 FG,  
10 PAT, 11 TD  
82 (10/17/1954 at Pittsburgh Steelers);  
10 PAT, 12 TD

### Fewest Points, Both Teams - Game

6 (11/21/1954 vs. Philadelphia Eagles);  
2 FG  
6 (10/01/1950 vs. New York Giants); 1 TD  
7 (12/01/1974 vs. San Francisco 49ers);  
1 PAT, 1 TD  
7 (10/25/1953 at New York Giants); 1 PAT,  
1 TD

### Most Touchdowns - Season

54 (1966); 18 Rush, 33 Recv, 3 Ret  
50 (1964); 14 Rush, 28 Recv, 8 Ret  
49 (1968); 20 Rush, 27 Recv, 2 Ret

### Most Touchdowns - Game

8 (11/07/1954 vs. Washington Redskins);  
3 Rush, 4 Recv, 1 Ret  
8 (12/06/1953 vs. New York Giants);  
2 Rush, 5 Recv, 1 Ret

### Most Touchdowns Against - Season

59 (1990); 21 Rush, 32 Recv, 6 Def  
49 (1999); 29 Rush, 17 Recv, 3 Ret  
48 (1975); 21 Rush, 25 Recv, 2 Ret

### Most Touchdowns Against - Game

8 (12/09/1990 at Houston Oilers); 4 Rush,  
3 Recv, 1 Def  
8 (10/17/1954 at Pittsburgh Steelers);  
2 Rush, 4 Recv, 2 Ret

### Fewest Touchdowns - Season

17 (2000); 7 Rush, 9 Pass, 1 Ret  
17 (1982); 7 Rush, 9 Recv, 1 Ret  
19 (1956); 8 Rush, 8 Recv, 3 Ret  
24 (1975); 14 Rush, 7 Recv, 3 Ret  
24 (1973); 12 Rush, 10 Recv, 2 Ret

### Fewest Touchdowns Against - Season

19 (1950); 10 Rush, 8 Recv, 1 Ret  
20 (1951); 8 Rush, 10 Recv, 2 Ret  
21 (1956); 13 Rush, 7 Recv, 1 Ret

### Most Touchdowns Rushing - Season

24 (1958)  
23 (1954)

### Most Touchdowns Rushing - Game

6 (11/24/1957 vs. Los Angeles Rams)  
5 (11/01/1959 at Baltimore Colts)  
5 (10/12/1958 vs. Chicago Cardinals)  
5 (10/02/1955 at San Francisco 49ers)  
5 (12/12/1954 vs. Pittsburgh Steelers)

### Most Touchdowns Rushing Against - Season

29 (1999)  
26 (2000)  
25 (1979)  
21 (1990)  
21 (1975)

### Most Touchdowns Rushing Against - Game

6 (10/15/1961 vs. Green Bay Packers)  
5 (12/03/2000 at Jacksonville Jaguars)  
5 (10/13/1991 at Washington Redskins)

### Fewest Touchdowns Rushing - Season

5 (1995)  
6 (1956)

### Fewest Touchdowns Rushing Against - Season

4 (1954)  
5 (1992)

### Most Touchdowns Rushing, Both Teams - Game

7 (11/23/1986 vs. Pittsburgh Steelers)  
7 (11/11/1979 vs. Seattle Seahawks)  
7 (11/24/1957 vs. Los Angeles Rams)

### Most Touchdowns Passing - Season

33 (1966)  
30 (1980)  
28 (1979)  
28 (1964)

### Most Touchdowns Passing - Game

6 (10/30/1966 at Atlanta Falcons)  
6 (12/12/1964 at New York Giants)



**Fewest Touchdowns Passing - Season**

7 (1975)  
 8 (1956)  
 9 (2000)  
 9 (1982)

**Most Touchdowns Passing Against - Season**

32 (1990)  
 31 (1965)  
 28 (1981)

**Most Touchdowns Passing Against - Game**

6 (09/26/1965 vs. St. Louis Cardinals)  
 5 (11/18/1990 vs. Houston Oilers)  
 5 (12/12/1965 at Los Angeles Rams)

**Fewest Touchdowns Passing Against - Season**

7 (1956)  
 8 (1957)  
 8 (1950)

**Most Points After Touchdown - Season**

52 (1966)  
 49 (1964)

**Most Points After Touchdown - Game**

8 (11/07/1954 vs. Washington Redskins)  
 8 (12/06/1953 vs. New York Giants)

**Fewest Points After Touchdown - Season**

17 (2000)  
 17 (1982)  
 18 (1956)

**Most Points After Touchdown Against - Season**

56 (1990)  
 45 (1975)

**Most Points After Touchdown Against - Game**

7 (12/09/1990 at Houston Oilers)  
 7 (11/12/1967 at Green Bay Packers)  
 7 (09/26/1965 vs. St. Louis Cardinals)  
 7 (10/15/1961 vs. Green Bay Packers)  
 7 (10/17/1954 at Pittsburgh Steelers)

**Fewest Points After Touchdown Against - Season**

18 (1951)  
 18 (1950)

**Most Field Goals - Season**

29 (1995)  
 26 (1994)  
 26 (1986)

**Most Field Goals - Game**

5 (10/29/1995 at Cincinnati Bengals)  
 5 (10/19/1975 at Denver Broncos)

**Fewest Field Goals - Season**

5 (1959)  
 7 (1982)

**Most Field Goals Against - Season**

33 (1999)  
 31 (2000)  
 31 (1993)  
 29 (1984)  
 29 (1973)

**Most Field Goals Against - Game**

5 (10/22/2000 at Pittsburgh Steelers)

**Fewest Field Goals Against - Season**

2 (1953)  
 3 (1954)

**Most Safeties For - Season**

3 (1970)  
 2 (1993)

**Most Safeties For - Game**

1 18 times; most recent (11/11/2001 vs. Pittsburgh Steelers)

**Most Safeties Against - Season**

3 (1987)  
 3 (1974)

**Most Safeties, Both Teams - Season**

4 (1993)

**Most Safeties, Both Teams - Game**

2 (11/14/1993 at Seattle Seahawks)  
 2 (09/13/1987 at New Orleans Saints)

**Most Two-Point Conversions - Season**

4 (1994)

**Most Two-Point Conversions - Game**

1 6 times; (most recent 12/12/1999 at Cincinnati Bengals)

**Most Two-Point Conversions, Both Teams - Season**

5 (1994)  
 3 (1995)

# RECORDS

## TEAM RECORDS

**Most Two-Point Conversions Against - Season**  
2 (1995)

**Most Two-Point Conversions Against - Game**  
1 4 times; (most recent 11/12/2000 vs. New England Patriots)

**Most Points 1st Quarter**  
21 (12/03/1961 at Dallas Cowboys)

**Most Points 2nd Quarter**  
28 (12/01/1991 at Indianapolis Colts)  
28 (11/05/1989 at Tampa Bay Buccaneers)  
28 (12/13/1987 vs. Cincinnati Bengals)

**Most Points 3rd Quarter**  
24 (12/06/1953 vs. New York Giants)

**Most Points 4th Quarter**  
28 (10/25/1964 vs. New York Giants)

**Most Points 1st Half**  
35 (11/05/1989 at Tampa Bay Buccaneers)

**Most Points 2nd Half**  
35 4 times; most recent (12/04/1966 vs. New York Giants)

**Largest Margin of Victory**  
59 (11/07/1954 vs. Washington Redskins)

**Largest Margin of Defeat**  
48 (12/03/2000 at Jacksonville Jaguars)  
48 (11/09/1969 at Minnesota Vikings)  
48 (11/12/1967 at Green Bay Packers)

## FIRST DOWNS

**Most First Downs - Season**  
364 (1981)

**Most First Downs - Game**  
35 (11/23/1986 vs. Pittsburgh Steelers)

**Fewest First Downs - Season**  
173 (1956)

**Fewest First Downs - Game**  
1 (12/03/1950 vs. Philadelphia Eagles)

**Most First Downs by Opponents - Season**  
368 (1999)

**Most First Downs by Opponents - Game**  
36 (11/25/1979 at Pittsburgh Steelers)

**Most First Downs, Both Teams - Game**  
58 (11/25/1979 at Pittsburgh Steelers)

**Most First Downs Rushing - Season**  
135 (1963)

**Most First Downs Rushing - Game**  
21 (12/13/1959 at Philadelphia Eagles)

**Fewest First Downs Rushing - Season**  
53 (2000)  
64 (1999)  
64 (1982)

**Fewest First Downs Rushing - Game**  
0 (12/04/1988 vs. Dallas Cowboys)  
0 (10/15/1972 vs. Chicago Bears)

**Most First Downs Rushing by Opponents - Season**  
161 (1999)

**Most First Downs Rushing by Opponents - Game**  
20 (10/10/1964 vs. Pittsburgh Steelers)

**Fewest First Downs Rushing by Opponents - Season**  
56 (1954)

**Fewest First Downs Rushing by Opponents - Game**  
0 (09/22/1974 vs. Houston Oilers)  
0 (12/07/1952 at Chicago Cardinals)

**Most First Downs Passing - Season**  
207 (1980)

**Most First Downs Passing - Game**  
22 (09/07/1981 vs. San Diego Chargers)

**Fewest First Downs Passing - Season**  
63 (1956)

**Fewest First Downs Passing - Game**  
0 (12/03/2000 at Jacksonville Jaguars)  
0 (12/03/1950 vs. Philadelphia Eagles)

**Most First Downs Passing by Opponents - Season**  
200 (1995)

**Most First Downs Passing by Opponents - Game**  
26 (12/12/1988 at Miami Dolphins)

**Fewest First Downs Passing by Opponents - Season**  
62 (1956)

**Fewest First Downs Passing by Opponents - Game**  
0 (11/24/1974 vs. Buffalo Bills)

**Most First Downs by Penalty - Season**  
37 (1981)

**Most First Downs by Penalty - Game**  
7 (09/27/1981 vs. Atlanta Falcons)  
7 (09/24/1978 at Pittsburgh Steelers)  
7 (10/23/1977 at Buffalo Bills)

**Fewest First Downs by Penalty - Season**  
4 (1952)

**Most First Downs by Penalty by Opponents - Season**  
38 (1980)  
38 (1978)

**Most First Downs by Penalty by Opponents - Game**  
9 (11/25/1951 vs. Chicago Bears)

**Fewest First Downs by Penalty by Opponents - Season**  
10 (1961)

**NET YARDS**

**Most Net Yards Gained - Season**  
5,915 (1981)  
5,772 (1979)  
5,588 (1980)

**Most Net Yards Gained - Game**  
562 (10/25/1981 vs. Baltimore Colts)  
558 (11/10/1986 vs. Miami Dolphins)  
543 (09/15/1963 vs. Washington Redskins)

**Fewest Net Yards Gained - Season**  
2,708 (1982)

3,310 (1956)  
3,341 (1973)

**Fewest Net Yards Gained - Game**  
40 (09/12/1999 vs. Pittsburgh Steelers)  
53 (12/03/2000 at Jacksonville Jaguars)  
59 (12/03/1950 vs. Philadelphia Eagles)  
60 (10/24/1971 vs. Denver Broncos)

**Most Net Yards Gained by Opponents - Season**  
6,046 (1999)  
5,650 (1979)  
5,648 (1995)

**Most Net Yards Gained by Opponents - Game**  
606 (11/25/1979 at Pittsburgh Steelers)  
582 (11/07/1965 vs. Philadelphia Eagles)  
535 (09/07/1981 vs. San Diego Chargers)

**Fewest Net Yards Gained by Opponents - Season**  
2,658 (1954)  
2,802 (1957)  
2,841 (1955)

**Fewest Net Yards Gained by Opponents - Game**  
53 (09/10/1989 at Pittsburgh Steelers)  
64 (11/07/1954 vs. Washington Redskins)  
68 (11/28/1954 at New York Giants)

**PLAYS**

**Most Offensive Plays - Season**  
1,138 (1981)  
1,092 (1979)  
1,065 (1983)

**Most Offensive Plays - Game**  
92 (10/06/1956 at Pittsburgh Steelers)  
87 (10/30/1977 vs. Kansas City Chiefs)  
85 (10/04/1987 at New England Patriots)  
85 (11/30/1986 vs. Houston Oilers)

**Fewest Offensive Plays - Season**  
616 (1982)  
647 (1960)  
681 (1958)

**Fewest Offensive Plays - Game**  
28 (09/12/1999 vs. Pittsburgh Steelers)  
37 (10/27/1963 vs. New York Giants)  
39 (11/09/1969 at Minnesota Vikings)  
39 (11/11/1962 at Washington Redskins)

# RECORDS

## TEAM RECORDS

### Most Offensive Plays by Opponents - Season

1,158 (1999)  
1,122 (2000)  
1,090 (1994)  
1,089 (2001)  
1,083 (1978)

### Most Offensive Plays by Opponents - Game

90 (09/12/1999 vs. Pittsburgh Steelers)  
90 (11/25/1979 at Pittsburgh Steelers)  
90 (10/06/1974 vs. Oakland Raiders)

### Fewest Offensive Plays by Opponents - Season

594 (1982)  
638 (1957)  
672 (1954)

### Fewest Offensive Plays by Opponents - Game

38 (10/18/1987 at Cincinnati Bengals)  
40 (09/20/1981 at Cincinnati Bengals)  
40 (10/25/1953 at New York Giants)

## RUSHING

### Most Yards Gained Rushing - Season

2,639 (1963)  
2,546 (1958)  
2,488 (1978)

### Most Yards Gained Rushing - Game

352 (10/12/1958 vs. Chicago Cardinals)  
338 (10/29/1950 vs. Pittsburgh Steelers)  
330 (11/24/1957 vs. Los Angeles Rams)

### Fewest Yards Gained Rushing - Season

883 (1982)  
1,085 (2000)  
1,150 (1999)  
1,220 (1990)

### Fewest Yards Gained Rushing - Game

6 (11/06/1960 vs. New York Giants)  
9 (09/12/1999 vs. Pittsburgh Steelers)  
11 (09/17/1967 vs. Dallas Cowboys)

### Most Yards Gained Rushing

#### by Opponents - Season

2,736 (1999)  
2,604 (1979)  
2,505 (2000)  
2,415 (1974)

### Most Yards Gained Rushing by Opponents - Game

361 (10/07/1979 vs. Pittsburgh Steelers)  
354 (10/10/1964 vs. Pittsburgh Steelers)  
305 (11/11/1956 vs. Baltimore Colts)

### Fewest Yards Gained Rushing by Opponents - Season

1,050 (1954)  
1,189 (1955)  
1,292 (1982)

### Fewest Yards Gained Rushing by Opponents - Game

4 (11/28/1954 at New York Giants)  
20 (10/22/1967 vs. Chicago Bears)  
22 (10/08/1966 vs. Pittsburgh Steelers)

### Fewest Yards Allowed Rushing Per Game

87.50 (1954)  
95.53 (1987)  
99.08 (1955)

### Most Rushing Attempts - Season

559 (1978)  
536 (1955)  
535 (1985)

### Most Rushing Attempts - Game

60 (10/02/1955 at San Francisco 49ers)  
59 (12/13/1959 at Philadelphia Eagles)  
59 (12/04/1955 at Pittsburgh Steelers)

### Fewest Rushing Attempts - Season

256 (1982)  
313 (1999)  
336 (2000)  
345 (1990)

### Fewest Rushing Attempts - Game

9 (09/12/1999 vs. Pittsburgh Steelers)  
10 (11/09/1969 at Minnesota Vikings)  
11 (11/10/1991 vs. Philadelphia Eagles)  
11 (10/14/1956 vs. New York Giants)

### Most Rushing Attempts by Opponents - Season

610 (1999)  
594 (2000)  
577 (1979)  
563 (1978)

**Most Rushing Attempts by Opponents - Game**

64	(10/10/1964 vs. Pittsburgh Steelers)
59	(12/16/1956 vs. Chicago Cardinals)
57	(09/12/1999 vs. Pittsburgh Steelers)
57	(10/24/1971 vs. Denver Broncos)
57	(11/23/1952 vs. Philadelphia Eagles)

**Highest Average Gain Rushing - Season**

5.74	(1963)
5.36	(1958)
5.22	(1966)

**Lowest Average Gain Rushing - Season**

3.24	(2001)
3.38	(1971)
3.42	(1970)
3.45	(1982)

**PASSING**

**Most Gross Yards Gained Passing - Season**

4,339	(1981)
4,132	(1980)
4,018	(1986)

**Most Gross Yards Gained Passing - Game**

444	(10/25/1981 vs. Baltimore Colts)
414	(11/23/1986 vs. Pittsburgh Steelers)
401	(11/10/1986 vs. Miami Dolphins)

**Highest Gross Average Yards**

**Per Attempts - Season**

10.17	(1953)
9.61	(1957)
9.51	(1955)

**Fewest Gross Yards Gained Passing - Season**

1,358	(1956)
1,741	(1973)
1,758	(1958)

**Fewest Gross Yards Gained Passing - Game**

-9	(12/03/2000 at Jacksonville Jaguars)
15	(12/19/1954 vs. Detroit Lions)
26	(11/02/1958 vs. New York Giants)
26	(10/25/1953 at New York Giants)

**Most Gross Yards Gained Passing**

**by Opponents - Season**

4,013	(1995)
3,746	(1980)
3,546	(1986)

**Most Gross Yards Gained Passing**

**by Opponents - Game**

456	(12/14/1980 at Minnesota Vikings)
418	(11/26/1967 vs. Washington Redskins)
414	(12/23/1989 at Houston Oilers)

**Fewest Gross Yards Gained Passing**

**by Opponents - Season**

1,215	(1956)
1,511	(1957)
1,581	(1950)

**Fewest Gross Yards Gained Passing**

**by Opponents - Game**

9	(11/24/1974 vs. Buffalo Bills)
17	(10/22/1950 at New York Giants)
21	(11/11/1956 vs. Baltimore Colts)

**Most Passes Attempted - Season**

624	(1981)
573	(1990)
567	(1983)

**Most Passes Attempted - Game**

57	(09/07/1981 vs. San Diego Chargers)
54	(11/05/1995 vs. Houston Oilers)
53	(09/13/1981 vs. Houston Oilers)

**Fewest Passes Attempted - Season**

195	(1957)
202	(1956)
206	(1958)

**Fewest Passes Attempted - Game**

4	(11/04/1956 at Green Bay Packers)
5	(10/25/1953 at New York Giants)
6	(12/19/1954 vs. Detroit Lions)

**Most Passes Attempted by Opponents - Season**

587	(1994)
573	(1995)
552	(2001)
541	(1993)

**Most Passes Attempted by Opponents - Game**

59	(09/20/1992 at Los Angeles Raiders)
58	(09/18/1994 vs. Arizona Cardinals)
54	(10/20/1991 at San Diego Chargers)

**Fewest Passes Attempted by Opponents - Season**

226	(1956)
242	(1957)
266	(1982)

# RECORDS

## TEAM RECORDS

### Fewest Passes Attempted by Opponents - Game

- 7 (11/24/1974 vs. Buffalo Bills)
- 8 (12/16/1956 vs. Chicago Cardinals)
- 9 (10/15/1972 vs. Chicago Bears)
- 9 (10/12/1952 vs. New York Giants)

### Most Passes Completed - Season

- 348 (1981)
- 337 (1980)
- 324 (1995)
- 324 (1983)

### Most Passes Completed - Game

- 33 (12/05/1982 vs. San Diego Chargers)
- 32 (11/10/1986 vs. Miami Dolphins)
- 31 (09/07/1981 vs. San Diego Chargers)

### Fewest Passes Completed - Season

- 105 (1956)
- 108 (1957)
- 110 (1958)

### Fewest Passes Completed - Game

- 1 (12/19/1954 vs. Detroit Lions)
- 2 (11/04/1956 at Green Bay Packers)
- 2 (10/25/1953 at New York Giants)

### Most Passes Completed by Opponents - Season

- 360 (1995)
- 331 (1999)
- 325 (1994)

### Most Passes Completed by Opponents - Game

- 38 (12/14/1980 at Minnesota Vikings)
- 33 (09/20/1992 at Los Angeles Raiders)
- 33 (10/20/1991 at San Diego Chargers)
- 33 (09/28/1986 vs. Detroit Lions)

### Fewest Passes Completed by Opponents - Season

- 105 (1957)
- 107 (1956)
- 121 (1950)

### Fewest Passes Completed by Opponents - Game

- 1 (11/24/1974 vs. Buffalo Bills)
- 2 (10/15/1972 vs. Chicago Bears)
- 2 (12/16/1956 vs. Chicago Cardinals)
- 2 (10/22/1950 at New York Giants)

### Highest Completion Percentage - Season

- 63.04 (1953)
- 62.03 (1991)
- 60.72 (1980)

### Highest Completion Percentage - Game

- 91.30 (12/26/1993 at Los Angeles Rams)
- 85.71 (12/13/1959 at Philadelphia Eagles)
- 84.21 (12/12/1964 at New York Giants)

### Lowest Completion Percentage - Season

- 46.88 (1972)
- 48.05 (1967)
- 48.47 (1970)

### Lowest Completion Percentage - Game

- 16.67 (12/19/1954 vs. Detroit Lions)
- 19.05 (10/03/1970 vs. Pittsburgh Steelers)
- 25.00 (09/29/1968 vs. Los Angeles Rams)
- 25.00 (10/27/1963 vs. New York Giants)

## MOST INTERCEPTIONS

### Most Interceptions - Season

- 33 (2001)
- 32 (1968)
- 31 (1960)
- 31 (1950)

### Most Interceptions - Game

- 7 (09/23/2001 vs. Detroit Lions)
- 7 (12/11/1960 vs. Chicago Bears)
- 6 (09/20/1987 vs. Pittsburgh Steelers)
- 6 (11/30/1986 vs. Houston Oilers)
- 6 (11/17/1968 at Pittsburgh Steelers)
- 6 (10/29/1950 vs. Pittsburgh Steelers)

### Fewest Interceptions - Season

- 8 (1999)
- 10 (1975)
- 12 (2000)
- 12 (1973)
- 13 (1993)
- 13 (1992)
- 13 (1990)
- 13 (1972)

### Most Interceptions by Opponents - Season

- 31 (1977)
- 28 (1983)
- 27 (1981)
- 27 (1979)
- 27 (1971)

### Most Interceptions by Opponents - Game

- 6 (10/16/1983 at Pittsburgh Steelers)
- 6 (11/22/1981 vs. Pittsburgh Steelers)
- 6 (09/26/1965 vs. St. Louis Cardinals)
- 6 (10/17/1954 at Pittsburgh Steelers)

**Lowest Interception Percentage,  
Opponents - Season**

1.53 (1999)  
1.89 (1960)  
1.99 (1991)

**Fewest Interceptions by Opponents - Season**

5 (1960)  
9 (1959)  
9 (1953)

**Most Interception Return Yards - Season**

624 (1960)  
444 (1964)  
430 (1977)

**Most Interception Return Yards - Game**

213 (12/11/1960 vs. Chicago Bears)  
132 (11/20/1983 at New England Patriots)  
128 (10/02/1988 at Pittsburgh Steelers)

**Fewest Interception Return Yards - Season**

52 (1999)  
68 (2000)  
102 (1982)  
107 (1975)

**Most Interception Return Yards  
by Opponents - Season**

518 (1984)  
508 (1983)  
453 (1971)

**Most Interception Return Yards  
by Opponents - Game**

147 (10/17/1954 at Pittsburgh Steelers)  
142 (10/16/1983 at Pittsburgh Steelers)  
140 (10/18/1970 vs. Detroit Lions)

**Fewest Interception Return Yards  
by Opponents - Season**

58 (1960)  
68 (1966)  
94 (1953)

**Most Touchdowns by Interceptions - Season**

6 (1960)  
4 (2001)  
4 (1989)  
4 (1954)

**Most Touchdowns by Interceptions - Game**  
3 (12/11/1960 vs. Chicago Bears)

**Most Touchdowns by Interceptions  
by Opponents - Season**

4 (1970)  
3 (1990)

**Most Touchdowns by Interceptions  
by Opponents - Game**

2 (10/18/1970 vs. Detroit Lions)  
2 (10/17/1954 at Pittsburgh Steelers)

**PUNTING**

**Most Punts - Season**

108 (2000)  
106 (1999)  
99 (2001)  
97 (1989)  
90 (1974)

**Most Punts - Game**

12 (12/03/2000 at Jacksonville Jaguars)  
12 (11/19/1989 vs. Kansas City Chiefs)  
12 (12/03/1950 vs. Philadelphia Eagles)

**Fewest Punts - Season**

45 (1962)  
48 (1982)  
49 (1964)

**Fewest Punts - Game**

0 (11/05/1995 vs. Houston Oilers)  
0 (09/13/1987 at New Orleans Saints)

**Most Punts by Opponents - Season**

97 (1994)  
94 (1989)  
91 (1985)

**Most Punts by Opponents - Game**

11 (12/17/1989 vs. Minnesota Vikings)  
11 (11/19/1989 vs. Kansas City Chiefs)  
11 (11/18/1973 at Oakland Raiders)  
11 (10/04/1952 at Pittsburgh Steelers)  
11 (11/18/1951 at New York Giants)

**Fewest Punts by Opponents - Season**

40 (1982)  
46 (1960)  
50 (1959)

# RECORDS

## TEAM RECORDS

### Fewest Punts by Opponents - Game

- 0 (12/12/1988 at Miami Dolphins)
- 0 (12/04/1977 at San Diego Chargers)
- 0 (12/03/1961 at Dallas Cowboys)

### Most Punts, Both Teams - Season

- 191 (1989)
- 177 (1994)
- 176 (2000)
- 173 (2001)
- 172 (1999)
- 172 (1985)

### Most Punts, Both Teams - Game

- 23 (11/19/1989 vs. Kansas City Chiefs)
- 21 (12/17/1989 vs. Minnesota Vikings)
- 21 (11/18/1973 at Oakland Raiders)

### Fewest Punts, Both Teams - Season

- 88 (1982)
- 100 (1959)
- 101 (1962)
- 101 (1960)

### Fewest Punts, Both Teams - Game

- 1 (12/03/1961 at Dallas Cowboys)
- 1 (11/01/1959 at Baltimore Colts)

### Highest Gross Punting Average - Season

- 45.70 (1965)
- 45.69 (1952)
- 45.55 (2000)
- 45.49 (1951)

### Highest Gross Punting Average - Game

- 58.00 (12/03/1978 at Seattle Seahawks)
- 56.50 (11/13/1960 vs. St. Louis Cardinals)
- 54.75 (11/28/1954 at New York Giants)

### Highest Gross Punting Average

#### by Opponents - Season

- 45.04 (1960)
- 44.50 (1992)
- 43.72 (1963)

### Highest Gross Punting Average

#### by Opponents - Game

- 61.00 (09/13/1993 vs. San Francisco 49ers)
- 59.00 (11/27/1960 at St. Louis Cardinals)
- 57.50 (11/20/1960 at Pittsburgh Steelers)

## PUNT RETURNS

### Most Punt Returns - Season

- 61 (1954)
- 55 (1952)
- 52 (1974)

### Most Punt Returns - Game

- 8 (11/18/1956 at Philadelphia Eagles)
- 8 (11/28/1954 at New York Giants)
- 8 (11/07/1954 vs. Washington Redskins)

### Fewest Punt Returns - Season

- 20 (1964)
- 20 (1962)
- 21 (1960)

### Most Punt Returns by Opponents - Season

- 69 (2000)
- 68 (1999)
- 68 (1974)
- 52 (2001)

### Most Punt Returns by Opponents - Game

- 12 (12/03/1950 vs. Philadelphia Eagles)
- 9 (11/13/1995 at Pittsburgh Steelers)

### Fewest Punt Returns by Opponents - Season

- 15 (1962)
- 16 (1987)

### Most Punt Return Yardage - Season

- 563 (1993)
- 523 (1974)
- 496 (1989)

### Most Punt Return Yardage - Game

- 166 (10/24/1993 vs. Pittsburgh Steelers)
- 134 (10/27/1974 vs. Denver Broncos)
- 116 (11/30/1952 at Washington Redskins)

### Fewest Punt Return Yardage - Season

- 96 (1968)
- 111 (1962)
- 134 (1982)

### Most Punt Return Yardage by

#### Opponents - Season

- 793 (2000)
- 762 (1999)
- 705 (1974)
- 647 (2001)



**Most Punt Return Yardage by**

**Opponents - Game**

- 149 (09/22/1974 vs. Houston Oilers)
- 133 (12/09/2001 at New England Patriots)
- 131 (11/13/1995 at Pittsburgh Steelers)
- 126 (11/25/2001 vs. Cincinnati Bengals)
- 126 (11/26/2000 at Baltimore Ravens)
- 125 (09/26/1976 at Denver Broncos)

**Fewest Punt Return Yardage by**

**Opponents - Season**

- 39 (1959)
- 70 (1967)
- 72 (1969)

**Highest Punt Return Average - Season**

- 15.15 (1964)
- 15.13 (1950)
- 13.24 (1993)

**Lowest Punt Return Average - Season**

- 4.00 (1968)
- 4.07 (1953)
- 4.81 (1957)

**Highest Punt Return Average Allowed - Season**

- 18.00 (1977)
- 12.44 (2001)
- 11.49 (2000)
- 11.49 (1976)
- 11.37 (1984)

**Lowest Punt Return Average Allowed - Season**

- 1.22 (1959)
- 2.41 (1967)
- 2.50 (1958)

**Most Punt Return Touchdowns - Season**

- 3 (1993)
- 2 (1994)
- 2 (1965)

**Most Punt Return Touchdowns - Game**

- 2 (10/24/1993 vs. Pittsburgh Steelers)

**Most Punt Return Touchdowns**

**by Opponents - Season**

- 3 (1977)
- 2 (1976)

**Most Punt Return Touchdowns**

**by Opponents - Game**

- 2 (09/26/1976 at Denver Broncos)

**KICKOFF RETURNS**

**Most Kickoff Returns - Season**

- 89 (1999)
- 85 (2000)
- 75 (1979)

**Most Kickoff Returns - Game**

- 9 (12/03/2000 at Jacksonville Jaguars)
- 9 (10/15/2000 at Denver Broncos)
- 9 (10/07/1979 vs. Pittsburgh Steelers)
- 9 (10/17/1954 at Pittsburgh Steelers)

**Fewest Kickoff Returns - Season**

- 27 (1951)
- 29 (1959)
- 30 (1953)

**Most Kickoff Returns by Opponents - Season**

- 78 (1986)
- 75 (1964)
- 72 (1987)
- 72 (1978)

**Most Kickoff Returns by Opponents - Game**

- 8 11 times; most recent (10/23/1994 vs. Cincinnati Bengals)

**Fewest Kickoff Returns by Opponents - Season**

- 23 (1982)
- 33 (1956)
- 34 (1951)

**Most Kickoff Return Yardage - Season**

- 1,725 (1999)
- 1,710 (2000)
- 1,697 (1978)
- 1,537 (1981)

**Most Kickoff Return Yardage - Game**

- 256 (11/07/1965 vs. Philadelphia Eagles)
- 225 (09/20/1964 vs. St. Louis Cardinals)
- 224 (12/09/1973 at Cincinnati Bengals)

**Fewest Kickoff Return Yardage - Season**

- 496 (1951)
- 551 (1959)
- 579 (1953)

# RECORDS

## TEAM RECORDS

### Most Kickoff Return Yardage by

#### Opponents - Season

1,517 (1964)  
1,501 (1966)  
1,476 (1986)

### Most Kickoff Return Yardage by

#### Opponents - Game

236 (12/04/1966 vs. New York Giants)  
236 (12/15/1963 at Washington Redskins)  
226 (11/17/1968 at Pittsburgh Steelers)

### Fewest Kickoff Return Yardage by

#### Opponents - Season

424 (1982)  
734 (1959)  
763 (1951)

### Highest Kickoff Return Average - Season

25.38 (1967)  
25.26 (1954)  
24.55 (1994)

### Lowest Kickoff Return Average - Season

16.15 (1991)  
17.51 (1952)  
17.52 (1987)

### Highest Kickoff Return Average Allowed - Season

26.63 (1975)  
26.16 (1961)  
25.69 (1981)

### Lowest Kickoff Return Average Allowed - Season

1.14.34 (1980)  
2.16.78 (1988)  
3.17.33 (1985)

### Most Kickoff Return Touchdowns - Season

2 (1990)  
2 (1958)

### Most Kickoff Return Touchdowns - Game

1 11 times; most recent (09/04/1994 at Cincinnati Bengals)

### Most Kickoff Return TDs by Opponents - Season

2 (1967)  
2 (1966)

### Most Kickoff Return TDs by Opponents - Game

2 (11/12/1967 at Green Bay Packers)

## PENALTIES

### Most Penalties - Season

128 (1989)  
127 (1978)

### Most Penalties - Game

21 (11/25/1951 vs. Chicago Bears)  
18 (10/07/1951 at Los Angeles Rams)

### Most Penalty Yards - Season

1,165 (1978)  
1,046 (1977)

### Most Penalty Yards - Game

209 (11/25/1951 vs. Chicago Bears)  
188 (10/29/1995 at Cincinnati Bengals)

### Fewest Penalties - Season

36 (1959)  
47 (1961)

### Fewest Penalties - Game

0 (11/18/1962 vs. St. Louis Cardinals)  
0 (11/29/1959 vs. San Francisco 49ers)

### Fewest Penalty Yards - Season

329 (1959)  
455 (1961)

### Most Penalties by Opponents - Season

131 (1978)  
129 (1994)

### Most Penalties by Opponents - Game

17 (12/04/1988 vs. Dallas Cowboys)  
16 (11/08/1987 vs. Atlanta Falcons)  
16 (11/25/1951 vs. Chicago Bears)

### Most Penalty Yards by Opponents - Season

1,139 (1994)  
1,110 (1978)

### Most Penalty Yards by Opponents - Game

165 (11/25/1951 vs. Chicago Bears)  
161 (09/21/1970 vs. New York Jets)

### Fewest Penalties by Opponents - Season

32 (1959)  
37 (1958)

### Fewest Penalties by Opponents - Game

0 (12/26/1999 vs. Indianapolis Colts)

- 0 (10/13/1991 at Washington Redskins)
- 0 (12/04/1966 vs. New York Giants)

**Fewest Penalty Yards by Opponents - Season**

- 285 (1959)
- 335 (1953)

**Most Penalties, Both Teams - Game**

- 37 (11/25/1951 vs. Chicago Bears)
- 27 (09/11/1983 at Detroit Lions)
- 27 (09/17/1978 at Atlanta Falcons)

**Most Penalty Yards, Both Teams - Game**

- 374 (11/25/1951 vs. Chicago Bears)
- 270 (10/29/1995 at Cincinnati Bengals)

**FUMBLES**

**Most Fumbles - Season**

- 50 (1978)
- 46 (1976)

**Most Fumbles - Game**

- 9 (12/23/1990 at Pittsburgh Steelers)
- 9 (12/20/1981 at Seattle Seahawks)

**Fewest Fumbles - Season**

- 8 (1959)
- 14 (1958)

**Most Fumbles by Opponents - Season**

- 39 (1979)
- 39 (1972)

**Most Fumbles by Opponents - Game**

- 8 (10/05/1958 at Pittsburgh Steelers)
- 8 (11/12/1950 vs. San Francisco 49ers)
- 8 (10/07/1950 at Pittsburgh Steelers)

**Fewest Fumbles by Opponents - Season**

- 11 (1956)
- 13 (1963)

**Most Fumbles, Both Teams - Game**

- 13 (12/20/1981 at Seattle Seahawks)
- 13 (12/12/1971 at New Orleans Saints)

**Most Fumbles Lost - Season**

- 29 (1978)
- 26 (1981)

**Most Fumbles Lost - Game**

- 8 (12/23/1990 at Pittsburgh Steelers)
- 7 (12/20/1981 at Seattle Seahawks)

**Fewest Fumbles Lost - Season**

- 5 (1959)
- 7 (1964)

**Most Opponents Fumbles Recovered - Season**

- 29 (1951)
- 24 (1950)

**Most Opponents Fumbles Recovered - Game**

- 6 (11/12/1950 vs. San Francisco 49ers)
- 5 5 times; (most recent 09/10/1989 at Pittsburgh Steelers)

**Fewest Opponents Fumbles Recovered - Season**

- 8 (1956)
- 9 6 times; (most recent 2001)

**QUARTERBACK SACKS**

**Most Times Browns Sacked Opponent**

**Quarterback - Season**

- 48 (1993)
- 48 (1992)
- 45 (1989)
- 44 (1985)
- 44 (1967)
- 43 (2001)
- 43 (1984)

**Most Times Browns Sacked Opponent**

**Quarterback - Game**

- 11 (11/18/1984 at Atlanta Falcons)
- 9 (12/05/1993 vs. New Orleans Saints)
- 9 (10/16/1988 vs. Philadelphia Eagles)

**Fewest Times Browns Sacked Opponent**

**Quarterback - Season**

- 22 (1982)
- 25 (1999)
- 25 (1971)

**Most Times Browns Quarterbacks**

**Sacked - Season**

- 60 (1999)
- 55 (1984)
- 51 (2001)
- 48 (1974)

# RECORDS

## TEAM RECORDS

### Most Times Browns Quarterbacks Sacked - Game

- 11 (09/06/1992 at Indianapolis Colts)
- 11 (09/30/1984 at Kansas City Chiefs)
- 8 (12/16/2001 vs. Jacksonville Jaguars)
- 8 (11/19/1967 vs. Minnesota Vikings)

### Fewest Times Browns Quarterbacks

#### Sacked - Season

- 14 (1994)
- 16 (1970)
- 19 (1976)

### Most Yards Opponents Lost

#### Attempting to Pass - Season

- 430 (1951)
- 359 (1989)
- 354 (1967)

### Most Yards Opponents Lost

#### Attempting to Pass - Game

- 91 (11/18/1984 at Atlanta Falcons)
- 91 (10/28/1962 at Pittsburgh Steelers)
- 88 (12/16/1951 at Philadelphia Eagles)

### Most Yards Browns Lost

#### Attempting to Pass - Season

- 402 (1974)
- 385 (1999)
- 372 (1967)

### Most Yards Browns Lost

#### Attempting to Pass - Game

- 81 (10/30/1960 at Washington Redskins)
- 78 (09/30/1984 at Kansas City Chiefs)

### Most Times Sacked, Both Teams - Game

- 13 (09/30/1984 at Kansas City Chiefs)
- 12 (09/06/1992 at Indianapolis Colts)
- 12 (11/18/1984 at Atlanta Falcons)
- 12 (10/22/1967 vs. Chicago Bears)

## SHUTOUTS

### Most Shutouts - Season

- 3 (1951)

### Most Shutouts Against - Season

- 4 (2000)

### Most Consecutive Shutout Quarters

- 8 (1951, 1983)

## TURNOVERS

### Most Turnovers Committed (Giveaways) - Season

- 53 (1981)
- 53 (1977)

### Most Turnovers Committed (Giveaways) - Game

- 10 (12/20/1981 at Seattle Seahawks)
- 9 (12/23/1990 at Pittsburgh Steelers)

### Most Turnovers, Opponents (Takeaways) - Season

- 55 (1950)
- 51 (1951)
- 49 (1966)
- 46 (1968)
- 45 (1978)
- 45 (1960)
- 42 (2001)
- 42 (1954)

### Most Turnovers, Opponents (Takeaways) - Game

- 9 (10/05/1958 at Pittsburgh Steelers)
- 9 (11/12/1950 vs. San Francisco 49ers)

### Fewest Turnovers Committed (Giveaways) - Season

- 14 (1959)
- 17 (1960)

### Fewest Turnovers, Opponents (Giveaways) - Season

- 21 (1973)
- 22 (1993)
- 22 (1990)

### Most Turnovers, Both Teams - Game

- 14 (12/20/1981 at Seattle Seahawks)
- 14 (10/05/1958 at Pittsburgh Steelers)

**SCORING**

**Most Points**

- 56 (12/26/1954 vs. Detroit Lions); 8 PAT, 8 TD
- 38 (01/09/1988 vs. Indianapolis Colts); 1 FG, 5 PAT, 5 TD
- 38 (12/28/1969 at Dallas Cowboys); 1 FG, 5 PAT, 5 TD
- 38 (12/26/1955 at Los Angeles Rams); 1 FG, 5 PAT, 5 TD

**Fewest Points Against**

- 0 (12/27/1964 vs. Baltimore Colts)
- 3 (12/17/1950 vs. New York Giants); 1 FG

**Most Points, Both Teams**

- 73 (12/29/1957 at Detroit Lions); 1 FG, 10 PAT, 10 TD
- 71 (01/17/1988 at Denver Broncos); 2 FG, 9 PAT, 9 TD

**Fewest Points, Both Teams**

- 10 (12/21/1958 at New York Giants); 1 FG, 1 PAT, 1 TD
- 11 (12/17/1950 vs. New York Giants); 3 FG

**Most Touchdowns**

- 8 (12/26/1954 vs. Detroit Lions); 5 Rush, 3 Recv
- 5 (01/09/1988 vs. Indianapolis Colts); 1 Rush, 3 Recv, 1 Ret
- 5 (12/28/1969 at Dallas Cowboys); 3 Rush, 1 Recv, 1 Ret
- 5 (12/26/1955 at Los Angeles Rams); 4 Rush, 1 Ret

**Most Touchdowns Against**

- 8 (12/29/1957 at Detroit Lions); 2 Rush, 5 Recv, 1 Ret
- 7 (12/24/1967 at Dallas Cowboys); 4 Rush, 2 Recv, 1 Ret

**Most Touchdowns Rushing**

- 5 (12/26/1954 vs. Detroit Lions)
- 3 (12/28/1969 at Dallas Cowboys)

**Most Touchdowns Rushing Against**

- 4 (12/29/1968 vs. Baltimore Colts)
- 4 (12/24/1967 at Dallas Cowboys)
- 3 (01/08/1983 at Los Angeles Raiders)

**Most Touchdowns Rushing, Both Teams**

- 5 (12/26/1954 vs. Detroit Lions)

**Most Touchdowns Passing**

- 4 (12/24/1950 vs. Los Angeles Rams)

**Most Touchdowns Passing Against**

- 5 (12/29/1957 at Detroit Lions)
- 4 (01/06/1990 vs. Buffalo Bills)

**Most Points After Touchdown**

- 8 (12/26/1954 vs. Detroit Lions)
- 5 (01/09/1988 vs. Indianapolis Colts)
- 5 (12/28/1969 at Dallas Cowboys)
- 5 (12/26/1955 at Los Angeles Rams)

**Most Points After Touchdown Against**

- 8 (12/29/1957 at Detroit Lions)
- 7 (12/24/1967 at Dallas Cowboys)

**Most Field Goals**

- 3 (12/24/1988 vs. Houston Oilers)
- 3 (01/03/1987 vs. New York Jets)
- 3 (12/27/1953 at Detroit Lions)

**Most Field Goals Against**

- 3 (01/14/1990 at Denver Broncos)
- 3 (01/11/1987 vs. Denver Broncos)
- 3 (01/02/1966 at Green Bay Packers)

**Most Safeties For**

- 1 (01/17/1988 at Denver Broncos)
- 1 (12/17/1950 vs. New York Giants)

**Most Safeties Against**

- 1 (01/07/1995 at Pittsburgh Steelers)
- 1 (01/01/1995 vs. New England Patriots)

**Most Safeties, Both Teams**

- 1 (01/07/1995 at Pittsburgh Steelers)
- 1 (01/17/1988 at Denver Broncos)
- 1 (12/17/1950 vs. New York Giants)

**Most Points 1st Quarter**

- 14 (12/26/1954 vs. Detroit Lions)
- 9 (01/02/1966 at Green Bay Packers)

**Most Points 2nd Quarter**

- 21 (12/26/1954 vs. Detroit Lions)
- 14 (01/06/1990 vs. Buffalo Bills)
- 14 (12/26/1955 at Los Angeles Rams)

# RECORDS

## TEAM PLAYOFF RECORDS

### Most Points 3rd Quarter

- 21 (01/14/1990 at Denver Broncos)
- 21 (01/17/1988 at Denver Broncos)

### Most Points 4th Quarter

- 17 (01/09/1988 vs. Indianapolis Colts)
- 14 (12/28/1969 at Dallas Cowboys)

### Most Points 1st Half

- 35 (12/26/1954 vs. Detroit Lions)

### Most Points 2nd Half

- 30 (01/17/1988 at Denver Broncos)

### Largest Margin of Victory

- 46 (12/26/1954 vs. Detroit Lions)
- 27 (12/27/1964 vs. Baltimore Colts)

### Largest Margin of Defeat

- 45 (12/29/1957 at Detroit Lions)
- 38 (12/24/1967 at Dallas Cowboys)

## FIRST DOWNS

### Most First Downs

- 33 (01/03/1987 vs. New York Jets)
- 25 (01/17/1988 at Denver Broncos)
- 25 (01/09/1988 vs. Indianapolis Colts)

### Fewest First Downs

- 10 (12/27/1953 at Detroit Lions)

### Most First Downs by Opponents

- 25 (01/08/1983 at Los Angeles Raiders)
- 24 (01/06/1990 vs. Buffalo Bills)
- 24 (01/17/1988 at Denver Broncos)

### Most First Downs, Both Teams

- 49 (01/17/1988 at Denver Broncos)
- 48 (01/09/1988 vs. Indianapolis Colts)

### Most First Downs Rushing

- 15 (12/28/1952 vs. Detroit Lions)
- 11 (01/04/1986 at Miami Dolphins)
- 11 (12/29/1957 at Detroit Lions)

### Fewest First Downs Rushing

- 9 (12/27/1953 at Detroit Lions)

### Most First Downs Rushing by Opponents

- 14 (01/07/1995 at Pittsburgh Steelers)
- 13 (01/04/1970 at Minnesota Vikings)

13 (12/29/1968 vs. Baltimore Colts)

13 (12/24/1967 at Dallas Cowboys)

### Fewest First Downs Rushing by Opponents

- 0 (12/27/1953 at Detroit Lions)
- 0 (12/23/1951 at Los Angeles Rams)

### Most First Downs Passing

- 21 (01/03/1987 vs. New York Jets)
- 17 (12/28/1969 at Dallas Cowboys)

### Fewest First Downs Passing

- 0 (12/27/1953 at Detroit Lions)
- 0 (12/23/1951 at Los Angeles Rams)

### Most First Downs Passing by Opponents

- 20 (01/06/1990 vs. Buffalo Bills)
- 16 (01/09/1988 vs. Indianapolis Colts)

### Fewest First Downs Passing by Opponents

- 0 (12/27/1953 at Detroit Lions)
- 0 (12/23/1951 at Los Angeles Rams)

### Most First Downs by Penalty

- 6 (01/03/1987 vs. New York Jets)
- 5 (01/08/1983 at Los Angeles Raiders)

### Most First Downs by Penalty by Opponents

- 3 (01/17/1988 at Denver Broncos)
- 3 (01/09/1988 vs. Indianapolis Colts)
- 3 (01/11/1987 vs. Denver Broncos)
- 3 (12/29/1957 at Detroit Lions)

## NET YARDS

### Most Net Yards Gained

- 553 (01/03/1987 vs. New York Jets)
- 464 (01/17/1988 at Denver Broncos)

### Fewest Net Yards Gained

- 86 (12/21/1958 at New York Giants)
- 165 (12/26/1971 vs. Baltimore Colts)

### Most Net Yards Gained by Opponents

- 510 (01/08/1983 at Los Angeles Raiders)
- 497 (01/14/1990 at Denver Broncos)

### Fewest Net Yards Gained by Opponents

- 181 (12/27/1964 vs. Baltimore Colts)
- 189 (12/17/1950 vs. New York Giants)

**Most Offensive Plays**

- 95 (01/03/1987 vs. New York Jets)
- 73 (12/26/1955 at Los Angeles Rams)

**Fewest Offensive Plays**

- 39 (01/02/1966 at Green Bay Packers)
- 40 (12/21/1958 at New York Giants)

**Most Offensive Plays by Opponents**

- 77 (01/11/1987 vs. Denver Broncos)
- 76 (01/14/1990 at Denver Broncos)

**Fewest Offensive Plays by Opponents**

- 44 (12/28/1952 vs. Detroit Lions)
- 47 (12/27/1964 vs. Baltimore Colts)

**RUSHING**

**Most Yards Gained Rushing**

- 251 (01/04/1986 at Miami Dolphins)
- 227 (12/28/1952 vs. Detroit Lions)

**Fewest Yards Gained Rushing**

- 24 (12/21/1958 at New York Giants)
- 55 (01/07/1995 at Pittsburgh Steelers)

**Most Yards Gained Rushing by Opponents**

- 238 (01/07/1995 at Pittsburgh Steelers)
- 222 (01/04/1970 at Minnesota Vikings)

**Fewest Yards Gained Rushing by Opponents**

- 49 (01/06/1990 vs. Buffalo Bills)
- 57 (01/01/1995 vs. New England Patriots)

**Most Rushing Attempts**

- 48 (12/26/1955 at Los Angeles Rams)
- 45 (12/26/1954 vs. Detroit Lions)

**Fewest Rushing Attempts**

- 13 (12/21/1958 at New York Giants)
- 14 (01/14/1990 at Denver Broncos)

**Most Rushing Attempts by Opponents**

- 53 (12/21/1958 at New York Giants)
- 51 (01/07/1995 at Pittsburgh Steelers)

**PASSING**

**Most Gross Yards Gained Passing**

- 489 (01/03/1987 vs. New York Jets)
- 356 (01/17/1988 at Denver Broncos)

**Fewest Gross Yards Gained Passing**

- 38 (12/27/1953 at Detroit Lions)
- 43 (12/17/1950 vs. New York Giants)

**Most Gross Yards Gained Passing by Opponents**

- 405 (01/06/1990 vs. Buffalo Bills)
- 386 (01/08/1983 at Los Angeles Raiders)

**Fewest Gross Yards Gained Passing by Opponents**

- 48 (12/17/1950 vs. New York Giants)
- 68 (12/28/1952 vs. Detroit Lions)

**Most Passes Attempted**

- 64 (01/03/1987 vs. New York Jets)
- 44 (01/14/1990 at Denver Broncos)

**Fewest Passes Attempted**

- 9 (12/17/1950 vs. New York Giants)
- 12 (12/26/1954 vs. Detroit Lions)

**Most Passes Attempted by Opponents**

- 54 (01/06/1990 vs. Buffalo Bills)
- 51 (01/01/1995 vs. New England Patriots)

**Most Passes Completed**

- 33 (01/03/1987 vs. New York Jets)
- 26 (01/17/1988 at Denver Broncos)

**Fewest Passes Completed**

- 3 (12/27/1953 at Detroit Lions)
- 3 (12/17/1950 vs. New York Giants)

**Most Passes Completed by Opponents**

- 28 (01/06/1990 vs. Buffalo Bills)
- 25 (01/04/1986 at Miami Dolphins)
- 24 (01/08/1983 at Los Angeles Raiders)

**Fewest Passes Completed by Opponents**

- 3 (12/17/1950 vs. New York Giants)
- 6 (12/24/1972 at Miami Dolphins)

**Lowest Completion Percentage**

- 18.75 (12/27/1953 at Detroit Lions)
- 32.50 (01/04/1981 vs. Oakland Raiders)

**INTERCEPTIONS**

**Most Interceptions**

- 7 (12/26/1955 at Los Angeles Rams)
- 6 (12/26/1954 vs. Detroit Lions)

# RECORDS

## TEAM PLAYOFF RECORDS

### Most Interceptions by Opponents

- 6 (12/24/1972 at Miami Dolphins)
- 5 (12/29/1957 at Detroit Lions)

### Most Interception Return Yards

- 123 (12/28/1969 at Dallas Cowboys)
- 122 (12/26/1954 vs. Detroit Lions)

### Most Interception Return Yards by Opponents

- 88 (12/24/1972 at Miami Dolphins)
- 79 (12/26/1971 vs. Baltimore Colts)

### Most Touchdowns by Interceptions

- 1 5 times; (most recent 01/09/1988 vs. Indianapolis Colts)

### Most Touchdowns by Interceptions

#### by Opponents

- 1 3 times; (most recent 01/07/1995 at Pittsburgh Steelers)

## PUNTING

### Most Punts

- 9 (12/17/1950 vs. New York Giants)

### Fewest Punts

- 1 (01/09/1988 vs. Indianapolis Colts)
- 1 (12/28/1969 at Dallas Cowboys)

### Most Punts by Opponents

- 14 (01/03/1987 vs. New York Jets)
- 9 (01/04/1981 vs. Oakland Raiders)
- 9 (12/17/1950 vs. New York Giants)

### Fewest Punts by Opponents

- 2 (12/29/1968 vs. Baltimore Colts)
- 2 (12/24/1967 at Dallas Cowboys)

### Most Punts, Both Teams

- 22 (01/03/1987 vs. New York Jets)
- 18 (12/17/1950 vs. New York Giants)

### Fewest Punts, Both Teams

- 5 (01/17/1988 at Denver Broncos)
- 5 (01/09/1988 vs. Indianapolis Colts)

### Highest Gross Punting Average

- 48.50 (01/08/1983 at Los Angeles Raiders)
- 48.00 (01/17/1988 at Denver Broncos)

### Highest Gross Punting Average by Opponents

- 50.75 (12/24/1950 vs. Los Angeles Rams)
- 49.25 (12/27/1953 at Detroit Lions)

## PUNT RETURNS

### Most Punt Returns

- 7 (01/03/1987 vs. New York Jets)
- 7 (01/04/1981 vs. Oakland Raiders)

### Most Punt Returns by Opponents

- 5 (01/08/1983 at Los Angeles Raiders)
- 5 (12/21/1958 at New York Giants)
- 5 (12/17/1950 vs. New York Giants)

### Most Punt Return Yardage

- 81 (01/04/1981 vs. Oakland Raiders)
- 74 (12/26/1971 vs. Baltimore Colts)

### Most Punt Return Yardage by Opponents

- 155 (12/24/1967 at Dallas Cowboys)
- 45 (01/08/1983 at Los Angeles Raiders)

### Lowest Punt Return Average Allowed

- 10.00 (01/02/1966 at Green Bay Packers)
- 1.00 (12/24/1972 at Miami Dolphins)

## KICKOFF RETURNS

### Most Kickoff Returns

- 8 (12/29/1957 at Detroit Lions)

### Most Kickoff Returns by Opponents

- 7 (01/09/1988 vs. Indianapolis Colts)
- 7 (12/26/1955 at Los Angeles Rams)

### Most Kickoff Return Yardage

- 183 (12/29/1957 at Detroit Lions)
- 180 (01/06/1990 vs. Buffalo Bills)

### Most Kickoff Return Yardage by Opponents

- 215 (12/26/1955 at Los Angeles Rams)
- 126 (12/24/1950 vs. Los Angeles Rams)

### Lowest Punt Return Average Allowed

- 4.00 (12/24/1967 at Dallas Cowboys)
- 6.60 (01/11/1987 vs. Denver Broncos)
- 9.67 (12/27/1964 vs. Baltimore Colts)

### Most Kickoff Return Touchdowns

- 1 (01/06/1990 vs. Buffalo Bills)



**PENALTIES**

**Most Penalties**

- 9 (12/24/1988 vs. Houston Oilers)
- 9 (01/11/1987 vs. Denver Broncos)
- 9 (12/17/1950 vs. New York Giants)

**Most Penalty Yards**

- 76 (01/11/1987 vs. Denver Broncos)
- 75 (12/24/1988 vs. Houston Oilers)

**Fewest Penalties**

- 0 (12/27/1953 at Detroit Lions)
- 0 (12/23/1951 at Los Angeles Rams)

**Most Penalties by Opponents**

- 13 (12/24/1988 vs. Houston Oilers)
- 10 (01/03/1987 vs. New York Jets)

**Most Penalty Yards by Opponents**

- 118 (12/24/1988 vs. Houston Oilers)
- 94 (01/03/1987 vs. New York Jets)

**Fewest Penalties by Opponents**

- 0 (12/27/1953 at Detroit Lions)
- 0 (12/23/1951 at Los Angeles Rams)

**Most Penalties, Both Teams**

- 22 (12/24/1988 vs. Houston Oilers)
- 15 (01/11/1987 vs. Denver Broncos)

**Most Penalty Yards, Both Teams**

- 193 (12/24/1988 vs. Houston Oilers)
- 134 (01/03/1987 vs. New York Jets)

**FUMBLES**

**Most Fumbles**

- 6 (01/04/1981 vs. Oakland Raiders)
- 6 (12/26/1971 vs. Baltimore Colts)

**Most Fumbles by Opponents**

- 6 (12/21/1958 at New York Giants)

**Most Fumbles, Both Teams**

- 8 (01/04/1981 vs. Oakland Raiders)
- 8 (12/26/1971 vs. Baltimore Colts)

**Most Fumbles Lost**

- 3 (01/17/1988 at Denver Broncos)
- 3 (12/24/1950 vs. Los Angeles Rams)

**Most Opponents Fumbles Recovered**

- 3 (12/26/1954 vs. Detroit Lions)

**QUARTERBACK SACKS**

**Most Times Browns Sacked Opponent  
 Quarterback**

- 10 (01/03/1987 vs. New York Jets)

**Most Times Browns Quarterbacks Sacked**

- 6 (01/08/1983 at Los Angeles Raiders)

**Most Yards Opponents Lost Attempting to Pass**

- 54 (01/03/1987 vs. New York Jets)

**Most Yards Browns Lost Attempt to Pass**

- 53 (01/08/1983 at Los Angeles Raiders)

**Most Times Sacked, Both Teams**

- 14 (01/03/1987 vs. New York Jets)

**Fewest Times Sacked, Both Teams**

- 1 (12/24/1988 vs. Houston Oilers)
- 1 (01/04/1986 at Miami Dolphins)

**TURNOVERS**

**Most Turnovers Committed (Giveaways)**

- 6 (12/29/1957 at Detroit Lions)
- 5 (12/24/1972 at Miami Dolphins)
- 5 (12/26/1971 vs. Baltimore Colts)

**Most Turnovers, Opponents (Takeaways)**

- 9 (12/26/1954 vs. Detroit Lions)
- 8 (12/26/1955 at Los Angeles Rams)

**Most Turnovers, Both Teams**

- 13 (12/26/1954 vs. Detroit Lions)
- 11 (12/26/1955 at Los Angeles Rams)

# RECORDS

## INDIVIDUAL CAREER PLAYOFF RECORDS

### SCORING

#### Most Points

- 63 Lou Groza (1950-59, 1961-67); 12 FG, 27 PAT
- 46 Matt Bahr (1981-89); 8 FG, 22 PAT
- 36 Earnest Byner (1984-88, 1994-95); 6 TD
- 36 Gary Collins (1962-71); 6 TD

#### Most Total TDs

- 6 Gary Collins (1962-71); 1 Rush, 5 Recv
- 6 Earnest Byner (1984-88, 1994-95); 4 Rush, 2 Recv
- 5 Webster Slaughter (1986-91); 5 Recv
- 5 Otto Graham (1950-55); 5 Rush

#### Most Return TDs

- 1 Don Paul (1954-58)
- 1 Dale Lindsey (1965-72)
- 1 Fred Summers (1969-71)
- 1 Ron Bolton (1976-82)
- 1 Eric Metcalf (1989-94)
- 1 Frank Minnifield (1984-92)

#### Most Extra Points

- 27 Lou Groza (1950-59, 1961-67)
- 22 Matt Bahr (1981-89)
- 12 Don Cockroft (1968-80)

#### Most Field Goals

- 12 Lou Groza (1950-59, 1961-67)
- 8 Matt Bahr (1981-89)
- 5 Mark Moseley (1986)
- 5 Don Cockroft (1968-80)

#### Highest Field Goal Percentage

- 80.00 Matt Bahr (1981-89); 10-8
- 63.16 Lou Groza (1950-59, 1961-67); 19-12
- 62.50 Mark Moseley (1986); 8-5

#### Most Safeties

- 1 D.D. Hoggard (1985-87)
- 1 Bill Willis (1950-53)

### RUSHING

#### Most Rushing Attempts

- 107 Kevin Mack (1985-93)
- 100 Leroy Kelly (1964-73)
- 82 Earnest Byner (1984-88, 1994-95)

#### Most Rushing Yards

- 480 Earnest Byner (1984-88, 1994-95)
- 424 Kevin Mack (1985-93)
- 417 Leroy Kelly (1964-73)

#### Most Rushing TDs

- 5 Otto Graham (1950-55)
- 4 Earnest Byner (1984-88, 1994-95)
- 2 Harry Jagade (1951-53)
- 2 Leroy Kelly (1964-73)
- 2 Bo Scott (1969-74)

#### Best Rushing Average

- 11.50 Calvin Hill (1978-81); 2-23
- 9.83 Milt Plum (1957-61); 6-59
- 8.80 Chet Hanulak (1954, 1957); 5-44

### PASSING

#### Most Pass Attempts

- 260 Bernie Kosar (1985-93)
- 168 Otto Graham (1950-55)
- 132 Bill Nelsen (1968-72)

#### Most Pass Completions

- 146 Bernie Kosar (1985-93)
- 89 Otto Graham (1950-55)
- 68 Bill Nelsen (1968-72)

#### Highest Completion Percentage

- 100.00 George Ratterman (1952-56); 1-1
- 100.00 Jerry Rhome (1969); 2-2
- 68.00 Mike Pagel (1986-90); 25-17

#### Most Passing Yards

- 1,860 Bernie Kosar (1985-93)
- 1,204 Otto Graham (1950-55)
- 839 Bill Nelsen (1968-72)

#### Most Passing TDs

- 15 Bernie Kosar (1985-93)
- 10 Otto Graham (1950-55)
- 6 Frank Ryan (1962-68)

#### Highest Quarterback Rating

- 118.75 George Ratterman (1952-56)
- 118.75 Jerry Rhome (1969)
- 98.58 Mike Pagel (1986-90)

#### Most Passes Intercepted

- 13 Otto Graham (1950-55)
- 10 Bernie Kosar (1985-93)
- 8 Bill Nelsen (1968-72)

#### Fewest Passes Intercepted (minimum 35 attempts)

- 0 Paul McDonald (1980-85)
- 2 Vinny Testaverde (1993-95)
- 3 Brian Sipe (1973-83)

### RECEIVING

#### Most Receptions

- 27 Ozzie Newsome (1978-90)
- 26 Reggie Langhorne (1985-91)
- 26 Dante Lavelli (1950-56)

#### Most Receiving Yards

- 404 Paul Warfield (1964-69, 1976-77)
- 375 Dante Lavelli (1950-56)
- 373 Ozzie Newsome (1978-90)

#### Highest Receiving Average

- 31.00 Ricky Feacher (1976-84); 4-124
- 23.00 Fair Hooker (1969-74); 4-92
- 21.00 Dave Logan (1976-83); 3-63

#### Most Receiving TDs

- 5 Gary Collins (1962-71)
- 5 Webster Slaughter (1986-91)
- 4 Brian Brennan (1984-91)

### INTERCEPTIONS

#### Most Passes Intercepted

- 4 Ken Konz (1953-59)
- 4 Felix Wright (1985-90)
- 4 Warren Lahr (1950-59)
- 4 Ken Gorgal (1950, 1953-54)

#### Most Interception Return Yards

- 97 Don Paul (1954-58)
- 88 Walt Sumner (1969-74)
- 48 Frank Minnifield (1984-92)

#### Highest Average Gain on Interceptions (minimum 2 int.)

- 48.50 Don Paul (1954-58); 2-97
- 21.00 Ron Bolton (1976-82); 2-42
- 15.00 Len Ford (1950-57); 3-45

#### Most TDs on Interceptions

- 1 Ron Bolton (1976-82)
- 1 Frank Minnifield (1984-92)
- 1 Walt Sumner (1969-74)
- 1 Dale Lindsey (1965-72)
- 1 Don Paul (1954-58)

### PUNTING

#### Most Punts

- 33 Horace Gillom (1950-56)
- 27 Don Cockroft (1968-80)
- 20 Jeff Gossett (1983, 1985-87)

#### Most Punt Yards

- 1,346 Horace Gillom (1950-56)
- 965 Don Cockroft (1968-80)
- 792 Jeff Gossett (1983, 1985-87)

#### Best Gross Punting Average

- 48.50 Steve Cox (1981-84); 6-291
- 44.33 Lee Johnson (1987-88); 3-133
- 42.50 Gary Collins (1962-71); 14-595

#### Most Punts Inside 20 Yard Line

- 6 Jeff Gossett (1983, 1985-87)
- 3 Max Runager (1988)
- 2 Tom Tupa (1993-95)

### PUNT RETURNS

#### Most Punt Returns

- 20 Gerald McNeil (1986-89)
- 8 Leroy Kelly (1964-73)
- 7 Ken Konz (1953-59)
- 7 Billy Reynolds (1953-54, 1957)

#### Most Punt Return Yards

- 192 Gerald McNeil (1986-89)
- 110 Leroy Kelly (1964-73)
- 97 Billy Reynolds (1953-54, 1957)

#### Highest Punt Return Average

- 38.00 Thom Darden (1972-74, 1976-81); 1-38
- 13.86 Billy Reynolds (1953-54, 1957); 7-97
- 13.75 Leroy Kelly (1964-73); 8-110

### KICKOFF RETURNS

#### Most Kickoff Returns

- 16 Eric Metcalf (1989-94)
- 14 Gerald McNeil (1986-89)
- 11 Ben Davis (1967-68, 1970-73)

#### Most Kickoff Return Yards

- 392 Eric Metcalf (1989-94)
- 246 Gerald McNeil (1986-89)
- 208 Ken Carpenter (1950-53)

#### Highest Kickoff Return Average

- 32.00 Randy Baldwin (1991-94); 1-32
- 32.00 Leroy Kelly (1964-73); 2-64
- 29.00 Walter Roberts (1964-66); 4-116

### COMBINED NET YARDS

#### Combined Net Yards, Most Attempts

- 128 Leroy Kelly (1964-73); 100 R, 18 P, 8 KR, 2 PR

# RECORDS

## INDIVIDUAL CAREER PLAYOFF RECORDS

- 126 Kevin Mack (1985-93); 107 R, 19 P
- 104 Earnest Byner (1984-88, 1994-95); 82 R, 22 P

### Combined Net Yards, Most Yards

- 781 Leroy Kelly (1964-73); 417 R, 190 P, 64 KR, 110 PR
- 705 Earnest Byner (1984-88, 1994-95); 480 R, 225 P
- 573 Kevin Mack (1985-93); 424 R, 149 P

### Combined Net Yards, High Average

- 38.00 Thom Darden (1972-74, 1976-81); 1-38
- 32.00 Randy Baldwin (1991-94); 1-32
- 31.00 Ricky Feacher (1976-84); 4-124

## SCRIMMAGE YARDS

### Scrimmage Yards, Most Attempts

- 126 Kevin Mack (1985-93); 107 R, 19 P
- 118 Leroy Kelly (1964-73); 100 R, 18 P
- 104 Earnest Byner (1984-88, 1994-95); 82 R, 22 P

### Scrimmage Yards, Most Yards

- 705 Earnest Byner (1984-88, 1994-95); 480 R, 225 P
- 607 Leroy Kelly (1964-73); 417 R, 190 P
- 573 Kevin Mack (1985-93); 424 R, 149 P

### Scrimmage Yards, High Average

- 31.00 Ricky Feacher (1976-84); 4-124
- 23.00 Fair Hooker (1969-74); 4-92
- 21.00 Dave Logan (1976-83); 3-63



Earnest Byner

## SCORING

## Most Points

- 18 Gary Collins (12/27/1964 vs. Baltimore Colts); 3 TD
- 18 Otto Graham (12/26/1954 vs. Detroit Lions); 3 TD

## Most Total TDs

- 3 Gary Collins (12/27/1964 vs. Baltimore Colts); 3 Recv
- 3 Otto Graham (12/26/1954 vs. Detroit Lions); 3 Rush

## Most Return TDs

- 1 Eric Metcalf (01/06/1990 vs. Buffalo Bills)
- 1 Frank Minnifield (01/09/1988 vs. Indianapolis Colts)
- 1 Ron Bolton (01/04/1981 vs. Oakland Raiders)
- 1 Fred Summers (12/28/1969 at Dallas Cowboys)
- 1 Dale Lindsey (12/21/1968 vs. Dallas Cowboys)
- 1 Don Paul (12/26/1955 at Los Angeles Rams)

## Most Extra Points

- 8 Lou Groza (12/26/1954 vs. Detroit Lions)
- 5 Matt Bahr (01/09/1988 vs. Indianapolis Colts)
- 5 Don Cockroft (12/28/1969 at Dallas Cowboys)
- 5 Lou Groza (12/26/1955 at Los Angeles Rams)

## Most Field Goals

- 3 Matt Bahr (12/24/1988 vs. Houston Oilers)
- 3 Mark Moseley (01/03/1987 vs. New York Jets)
- 3 Lou Groza (12/27/1953 at Detroit Lions)

## Most Safeties

- 1 D.D. Hoggard (01/17/1988 at Denver Broncos)
- 1 Bill Willis (12/17/1950 vs. New York Giants)

## RUSHING

## Most Rushing Attempts

- 27 Jim Brown (12/27/1964 vs. Baltimore Colts)

- 26 Kevin Mack (01/11/1987 vs. Denver Broncos)

## Most Rushing Yards

- 161 Earnest Byner (01/04/1986 at Miami Dolphins)
- 122 Earnest Byner (01/09/1988 vs. Indianapolis Colts)

## Most Rushing TDs

- 3 Otto Graham (12/26/1954 vs. Detroit Lions)
- 2 Earnest Byner (01/04/1986 at Miami Dolphins)
- 2 Bo Scott (12/28/1969 at Dallas Cowboys)
- 2 Otto Graham (12/26/1955 at Los Angeles Rams)

## Best Rushing Average (minimum 11 attempts)

- 10.06 Earnest Byner (01/04/1986 at Miami Dolphins); 16-161
- 8.25 Otto Graham (12/24/1950 vs. Los Angeles Rams); 12-99
- 6.93 Harry Jagade (12/28/1952 vs. Detroit Lions); 15-104

## PASSING

## Most Pass Attempts

- 64 Bernie Kosar (01/03/1987 vs. New York Jets)
- 44 Bernie Kosar (01/14/1990 at Denver Broncos)

## Most Pass Completions

- 33 Bernie Kosar (01/03/1987 vs. New York Jets)
- 26 Bernie Kosar (01/17/1988 at Denver Broncos)

## Highest Completion Percentage (minimum 15 attempts)

- 68.97 Bernie Kosar (01/06/1990 vs. Buffalo Bills); 29-20
- 68.75 Otto Graham (12/24/1950 vs. Los Angeles Rams); 32-22

## Most Passing Yards

- 489 Bernie Kosar (01/03/1987 vs. New York Jets)
- 356 Bernie Kosar (01/17/1988 at Denver Broncos)

# RECORDS

## INDIVIDUAL SINGLE-GAME PLAYOFF RECORDS

### Most Passing TDs

- 4 Otto Graham (12/24/1950 vs. Los Angeles Rams)

### Highest Quarterback Rating

(minimum 15 attempts)

- 130.10 Bernie Kosar (01/06/1990 vs. Buffalo Bills)
- 124.74 Otto Graham (12/24/1950 vs. Los Angeles Rams)
- 117.13 Frank Ryan (12/27/1964 vs. Baltimore Colts)

### Most Passes Intercepted

- 5 Mike Phipps (12/24/1972 at Miami Dolphins)

## RECEIVING

### Most Receptions

- 11 Dante Lavelli (12/24/1950 vs. Los Angeles Rams)
- 8 Paul Warfield (12/28/1969 at Dallas Cowboys)

### Most Receiving Yards

- 130 Gary Collins (12/27/1964 vs. Baltimore Colts)
- 128 Dante Lavelli (12/24/1950 vs. Los Angeles Rams)

### Highest Receiving Average

(minimum 3 receptions)

- 38.00 Webster Slaughter (01/06/1990 vs. Buffalo Bills); 3-114
- 33.00 Paul Warfield (12/24/1967 at Dallas Cowboys); 3-99

### Most Receiving TDs

- 3 Gary Collins (12/27/1964 vs. Baltimore Colts)

## INTERCEPTIONS

### Most Passes Intercepted

- 2 7 times; most recent Felix Wright (12/24/1988 vs. Houston Oilers)

### Most Interception Return Yards

- 88 Walt Sumner (12/28/1969 at Dallas Cowboys)
- 65 Don Paul (12/26/1955 at Los Angeles Rams)

### Highest Avg. Gain on Interceptions

(minimum 2 int.)

- 22.50 Len Ford (12/26/1954 vs. Detroit Lions); 2-45
- 21.00 Ron Bolton (01/04/1981 vs. Oakland Raiders); 2-42

### Most TDs on Interceptions

- 1 5 times; (most recent Frank Minnifield 01/09/1988 vs. Indianapolis Colts)

## PUNTING

### Most Punts

- 9 Horace Gillom (12/17/1950 vs. New York Giants)

### Most Punt Yards

- 363 Horace Gillom (12/17/1950 vs. New York Giants)
- 338 Bryan Wagner (01/14/1990 at Denver Broncos)

### Best Gross Punting Average

(minimum 2 punts)

- 48.50 Steve Cox (01/08/1983 at Los Angeles Raiders); 6-291
- 48.00 Lee Johnson (01/17/1988 at Denver Broncos); 2-96

## PUNT RETURNS

### Most Punt Returns

- 7 Gerald McNeil (01/03/1987 vs. New York Jets)
- 5 Dino Hall (01/04/1981 vs. Oakland Raiders)

### Most Punt Return Yards

- 71 Leroy Kelly (12/26/1971 vs. Baltimore Colts)
- 65 Gerald McNeil (01/03/1987 vs. New York Jets)

### Highest Punt Return Average

(minimum 3 returns)

- 23.67 Leroy Kelly (12/26/1971 vs. Baltimore Colts); 3-71
- 18.00 Billy Reynolds (12/27/1953 at Detroit Lions); 3-54

## KICKOFF RETURNS

### Most Kickoff Returns

- 6 Eric Metcalf (01/14/1990 at Denver Broncos)

# RECORDS

## INDIVIDUAL SINGLE-GAME PLAYOFF RECORDS

- 5 Gerald McNeil (01/17/1988 at Denver Broncos)
- 5 Ken Carpenter (12/23/1951 at Los Angeles Rams)

### Most Kickoff Return Yards

- 159 Eric Metcalf (01/06/1990 vs. Buffalo Bills)
- 132 Ken Carpenter (12/23/1951 at Los Angeles Rams)

### Highest Kickoff Return Average

#### (minimum 3 returns)

- 39.75 Eric Metcalf (01/06/1990 vs. Buffalo Bills); 4-159
- 31.67 Walter Roberts (01/02/1966 at Green Bay Packers); 3-95

### COMBINED NET YARDS

#### Combined Net Yards, Most Attempts

- 30 Jim Brown (12/27/1964 vs. Baltimore Colts); 27 R, 3 P
- 28 Kevin Mack (01/11/1987 vs. Denver Broncos); 26 R, 2 P

#### Combined Net Yards, Most Yards

- 195 Ken Carpenter (12/23/1951 at Los Angeles Rams); 14 R, 49 P, 132 KR
- 187 Earnest Byner (01/17/1988 at Denver Broncos); 67 R, 120 P

#### Combined Net Yards, High Average (minimum 12 attempts)

- 16.25 Ken Carpenter (12/23/1951 at Los Angeles Rams); 12-195
- 9.30 Earnest Byner (01/04/1986 at Miami Dolphins); 20-186

### SCRIMMAGE YARDS

#### Scrimmage Yards, Most Attempts

- 30 Jim Brown (12/27/1964 vs. Baltimore Colts); 27 R, 3 P
- 28 Kevin Mack (01/11/1987 vs. Denver Broncos); 26 R, 2 P

#### Scrimmage Yards, Most Yards

- 187 Earnest Byner (01/17/1988 at Denver Broncos); 67 R, 120 P
- 186 Earnest Byner (01/04/1986 at Miami Dolphins); 161 R, 25 P

#### Scrimmage Yards, High Average (minimum 12 attempts)

- 9.30 Earnest Byner (01/04/1986 at Miami Dolphins); 20-186
- 8.50 Earnest Byner (01/17/1988 at Denver Broncos); 22-187



Eric Metcalf

# RECORDS

## ROOKIE RECORDS

### SCORING

#### Most Points - Season

66 Jerry Kauric (1990); 14 FG, 24 PAT

#### Most Points - Game

24 Jim Brown (11/24/1957 vs. Los Angeles Rams); 4 TD

#### Most Total TDs - Season

10 Eric Metcalf (1989); 6 Rush, 4 Recv  
10 Kevin Mack (1985); 7 Rush, 3 Recv  
10 Jim Brown (1957); 9 Rush, 1 Recv

#### Most Total TDs - Game

4 Jim Brown (11/24/1957 vs. Los Angeles Rams); 4 Rush

#### Most Return TDs - Season

2 Bobby Franklin (1960)  
2 Bobby Mitchell (1958)

#### Most Return TDs - Game

2 Bobby Franklin (12/11/1960 vs. Chicago Bears)  
2 Bobby Mitchell (11/23/1958 vs. Philadelphia Eagles)

#### Most Extra Points - Season

29 Jeff Jaeger (1987)

#### Most Extra Points - Game

5 Jeff Jaeger (11/08/1987 vs. Atlanta Falcons)

#### Most Field Goals - Season

14 Jerry Kauric (1990)

#### Most Field Goals - Game

3 Jeff Jaeger (10/26/1987 vs. Los Angeles Rams)

#### Highest Field Goal Pct (minimum 14 attempts)

70.00 Jerry Kauric (1990); 20-14

#### Most Safeties - Season

1 James Jones (1991)  
1 Doug Dieken (1971)  
1 Junior Wren (1956)  
1 John Kissell (1950)

### RUSHING

#### Most Rushing Attempts - Season

222 Kevin Mack (1985)

202 Jim Brown (1957)

195 James Jackson (2001)

#### Most Rushing Attempts - Game

31 Jim Brown (11/24/1957 vs. Los Angeles Rams)

#### Most Rushing Yards - Season

1,104 Kevin Mack (1985)

#### Most Rushing Yards - Game

237 Jim Brown (11/24/1957 vs. Los Angeles Rams)

#### Most Rushing TDs - Season

9 Jim Brown (1957)

#### Most Rushing TDs - Game

4 Jim Brown (11/24/1957 vs. Los Angeles Rams)

#### Best Rushing Average

##### (minimum 150 attempts) - Season

4.97 Kevin Mack (1985); 222-1,104

#### Best Rushing Average

##### (minimum 11 attempts) - Game

13.36 Bobby Mitchell (10/12/1958 vs. Chicago Cardinals); 11-147

### PASSING

#### Most Pass Attempts - Season

399 Tim Couch (1999)

#### Most Pass Attempts - Game

54 Eric Zeier (11/05/1995 vs. Houston Oilers)

#### Most Pass Completions - Season

223 Tim Couch (1999)

#### Most Pass Completions - Game

29 Tim Couch (11/21/1999 vs. Carolina Panthers)

#### Highest Completion Pct

##### (minimum 150 attempts)

55.89 Tim Couch (1999); 399-223

#### Highest Completion Pct (minimum 15 attempts)

78.26 Tim Couch (10/17/1999 vs. Jacksonville Jaguars); 23-18



**Most Passing Yards - Season**

2,447 Tim Couch (1999)

**Most Passing Yards - Game**

310 Eric Zeier (10/29/1995 at Cincinnati Bengals)

**Most Passing TDs - Season**

15 Tim Couch (1999)

**Most Passing TDs - Game**

- 3 Tim Couch (10/31/1999 at New Orleans Saints)
- 3 Bernie Kosar (12/15/1985 vs. Houston Oilers)

**Highest Quarterback Rating - Season**  
(minimum, 150 attempts)

73.2 Tim Couch (1999)

**Highest Quarterback Rating - Game**  
(minimum 15 attempts)

132.2 Tim Couch (10/31/1999 at New Orleans Saints)

**Most Passes Intercepted - Season**

13 Tim Couch (1999)

**Most Passes Intercepted - Game**

- 4 Eric Zeier (12/09/1995 at Minnesota Vikings)
- 4 Terry Luck (12/18/1977 at Seattle Seahawks)

**Fewest Passes Intercepted - Season**  
(minimum 150 attempts)

7 Bernie Kosar (1985)

**Lowest Interception Percentage - Season**  
(minimum 150 Attempts)

2.82 Bernie Kosar (1985); 248-124

**RECEIVING**

**Most Receptions - Season**

66 Kevin Johnson (1999)

**Most Receptions - Game**

10 Darrin Chiaverini (12/19/1999 vs. Jacksonville Jaguars)

**Most Receiving Yards - Season**

986 Kevin Johnson (1999)

**Most Receiving Yards - Game**

171 Derrick Alexander (12/04/1994 vs. New York Giants)

**Highest Receiving Average**  
(minimum 20 receptions)

17.69 Paul Warfield (1964); 52-920

**Highest Receiving Average**  
(minimum 3 receptions)

31.00 Ozzie Newsome (11/05/1978 at Houston Oilers); 4-124

**Most Receiving TDs - Season**

9 Paul Warfield (1964)

**Most Receiving TDs - Game**

- 2 Kevin Johnson (10/31/1999 vs. New Orleans Saints)
- 2 Brian Brennan (11/25/1984 vs. Houston Oilers)
- 2 Harry Holt (12/18/1983 vs. Pittsburgh Steelers)
- 2 Paul Warfield (11/22/1964 at Green Bay Packers)

**INTERCEPTIONS**

**Most Passes Intercepted - Season**

- 10 Anthony Henry (2001)
- 8 Bobby Franklin (1960)

**Most Passes Intercepted - Game**

- 3 Anthony Henry (11/18/2001 at Baltimore Ravens)
- 3 Anthony Henry (09/23/2001 vs. Detroit Lions)
- 3 Bobby Franklin (12/11/1960 vs. Chicago Bears)

**Most Interception Return Yards - Season**

- 177 Anthony Henry (2001)
- 131 Bobby Franklin (1960)

**Most Interception Return Yards - Game**

- 97 Anthony Henry (12/16/2001 vs. Jacksonville Jaguars)
- 95 Bobby Franklin (12/11/1960 vs. Chicago Bears)

**Highest Average Gain on Interceptions**  
(minimum 3 interceptions) - Season

34.67 Brian Washington (1988); 3-104

# RECORDS

## ROOKIE RECORDS

### Highest Average Gain on Interceptions (minimum 2 interceptions) - Game

- 48.50 Anthony Henry (12/16/2001 vs. Jacksonville Jaguars); 2-97
- 31.67 Bobby Franklin (12/11/1960 vs. Chicago Bears); 3-95

### Most TDs on Interceptions - Season

- 2 Bobby Franklin (1960)

### Most TDs on Interceptions - Game

- 2 Bobby Franklin (12/11/1960 vs. Chicago Bears)

## PUNTING

### Most Punts - Season

- 79 Johnny Evans (1978)
- 68 Steve Cox (1981)

### Most Punts - Game

- 10 Johnny Evans (11/05/1978 at Houston Oilers)

### Most Punt Yards - Season

- 3,089 Johnny Evans (1978)

### Most Punt Yards - Game

- 407 Johnny Evans (11/05/1978 at Houston Oilers)

### Best Gross Punting Average (minimum 35 attempts) - Season

- 480 Gary Collins (1962); 45-1,926

### Best Gross Punting Average - Game

- 58.00 Johnny Evans (12/03/1978 at Seattle Seahawks); 1-58

### Most Punts Inside 20 YDL - Season

- 16 Johnny Evans (1978)

## PUNT RETURNS

### Most Punt Returns - Season

- 37 Keith Wright (1978)

### Most Punt Returns - Game

- 7 Chet Hanulak (11/07/1954 vs. Washington Redskins)

### Most Punt Return Yards - Season

- 289 Dennis Northcutt (2000)
- 288 Keith Wright (1978)

### Most Punt Return Yards - Game

- 71 Ben Davis (11/05/1967 at Pittsburgh Steelers)

### Most Punt Return TDs - Season

- 1 Ben Davis (1967)
- 1 Leroy Kelly (1964)
- 1 Bobby Mitchell (1958)
- 1 Don Phelps (1950)

### Most Punt Return TDs - Game

- 1 Ben Davis (11/05/1967 at Pittsburgh Steelers)
- 1 Leroy Kelly (10/25/1964 vs. New York Giants)
- 1 Bobby Mitchell (11/23/1958 vs. Philadelphia Eagles)
- 1 Don Phelps (12/10/1950 at Washington Redskins)

### Highest Punt Return Average (minimum 15 returns) - Season

- 172 Ben Davis (1967); 18-229
- 125 Greg Pruitt (1973); 16-180

### Highest Punt Return Average (minimum 3 returns) - Game

- 18.33 Ray Renfro (12/07/1952 at Chicago Cardinals); 3-55

## KICKOFF RETURNS

### Most Kickoff Returns - Season

- 44 Ronnie Powell (1999)

### Most Kickoff Returns - Game

- 6 Jamel White (12/10/2000 vs. Philadelphia Eagles)
- 6 Jamel White (11/26/2000 at Baltimore Ravens)
- 6 Earnest Hunter (11/19/1995 vs. Green Bay Packers)

### Most Kickoff Return Yards - Season

- 986 Ronnie Powell (1999)

### Most Kickoff Return Yards - Game

- 140 Jamel White (12/10/2000 vs. Philadelphia Eagles)
- 127 Earnest Hunter (11/19/1995 vs. Green Bay Packers)
- 127 Bo Scott (11/09/1969 at Minnesota Vikings)

**Most Kickoff Return TDs - Season**

- 1 Carl Ward (1967)
- 1 Bobby Mitchell (1958)
- 1 Leroy Bolden (1958)

**Most Kickoff Return TDs - Game**

- 1 Carl Ward (11/26/1967 vs. Washington Redskins)
- 1 Bobby Mitchell (11/23/1958 vs. Philadelphia Eagles)
- 1 Leroy Bolden (10/26/1958 at Chicago Cardinals)

**Highest Kickoff Return Average (minimum 12 returns) - Season**

- 28.88 Bo Scott (1969); 25-722

**Highest Kickoff Return Average (minimum 3 returns) - Game**

- 400 Ben Davis (12/10/1967 at St. Louis Cardinals); 3-126

**COMBINED NET YARDS**

**Combined Net Yards, Most Attempts - Season**

- 272 Eric Metcalf (1989); 187 R, 54 P, 31 PR

**Combined Net Yards, Most Attempts - Game**

- 35 Jim Brown (11/24/1957 vs. Los Angeles Rams); 31 R, 3 P, 1 PR

**Combined Net Yards, Most Yards - Season**

- 1,748 Eric Metcalf (1989); 633 R, 397 P, 718 KR

**Combined Net Yards, Most Yards - Game**

- 269 Jim Brown (11/24/1957 vs. Los Angeles Rams); 237 R, 21 P, 11 KR

**Combined Net Yards, High Average (minimum 100 attempts) - Season**

- 10.90 Greg Pruitt (1973); 102-1,112

**Combined Net Yards, High Average (minimum 10 attempts) - Game**

- 15.30 Keith Wright (12/10/1978 vs. New York Jets); 10-153

**SCRIMMAGE YARDS**

**Scrimmage Yards, Most Attempts - Season**

- 251 Kevin Mack (1985); 222 R, 29 P

**Scrimmage Yards, Most Attempts - Game**

- 34 Jim Brown (11/24/1957 vs. Los Angeles Rams); 31 R, 3 P

**Scrimmage Yards, Most Yards - Season**

- 1,401 Kevin Mack (1985); 1,104 R, 297 P

**Scrimmage Yards, Most Yards - Game**

- 258 Jim Brown (11/24/1957 vs. Los Angeles Rams); 237 R, 21 P

**Scrimmage Yards, High Average - Season (minimum 100 attempts)**

- 5.58 Kevin Mack (1985); 251-1,401

**Scrimmage Yards, High Average - Game (minimum 10 attempts)**

- 13.36 Bobby Mitchell (10/12/1958 vs. Chicago Cardinals); 11-147

**QUARTERBACK SACKS**

**Most Sacks - Season**

- 8 Mack Mitchell (1975)

**Most Sacks - Game**

- 3 Courtney Brown (09/17/2000 vs. Pittsburgh Steelers)
- 3 Chip Banks (09/12/1982 vs. Seattle Seahawks)



# RECORDS

## OPPONENTS' SINGLE-GAME RECORDS

### SCORING

#### Most Points

- 24 Ray Matthews, Pittsburgh Steelers, 10/17/1954
- 24 Jim Taylor, Green Bay Packers, 10/15/1961
- 24 Donny Anderson, Green Bay Packers, 11/12/1967
- 24 Lorenzo White, Houston Oilers, 12/09/1990

#### Most Touchdowns

- 4 Ray Matthews, Pittsburgh Steelers, 10/17/1954
- 4 Jim Taylor, Green Bay Packers, 10/15/1961
- 4 Donny Anderson, Green Bay Packers, 11/12/1967
- 4 Lorenzo White, Houston Oilers, 12/09/1990

#### Most PATs Attempted

- 8 Paul Held, Pittsburgh Steelers, 10/17/1954
- 8 Jim Martin, Detroit Lions, 12/29/1957 (Playoff)
- 8 Paul Hornung, Green Bay Packers, 10/15/1961
- 8 Teddy Garcia, Houston Oilers, 12/09/1990

#### Most PATs Made

- 8 Jim Martin, Detroit Lions, 12/29/1957 (Playoff)
- 7 Paul Held, Pittsburgh Steelers, 10/17/1954
- 7 Paul Hornung, Green Bay Packers, 10/15/1961
- 7 Don Chandler, Green Bay Packers, 11/12/1967
- 7 Teddy Garcia, Houston Oilers, 12/09/1990

#### Most Field Goals Attempted

- 6 Roy Gerela, Pittsburgh Steelers, 11/07/1971
- 6 Chester Marcol, Green Bay Packers, 09/17/1972
- 6 Fred Cox, Minnesota Vikings, 11/04/1973
- 6 Skip Butler, Houston Oilers, 10/12/1975

#### MOST FIELD GOALS MADE

- 5 Kris Brown, Pittsburgh Steelers, 10/22/2000

#### Longest Field Goal Made (Yards)

- 56 Jason Hanson, Detroit Lions, 10/08/1995
- 54 Adam Vinatieri, New England Patriots, 12/09/2001
- 54 Ken Willis, Dallas Cowboys, 09/01/1991

### RUSHING

#### Most Attempts

- 40 Ricky Williams, New Orleans Saints, 10/31/1999
- 36 Eddie George, Tennessee Titans, 11/19/2000
- 34 Eddie George, Tennessee Titans, 12/17/2000
- 34 Gary Brown, Houston Oilers, 11/21/1993

#### Most Yards Gained

- 200 John Henry Johnson, Pittsburgh Steelers, 10/10/1964
- 197 Wilbert Montgomery, Philadelphia Eagles, 11/04/1979

#### Highest Average Gain (Yards)

- 11.6 Tim Brown, Philadelphia Eagles, 11/07/1965 (16-186)

#### Longest Gain (Yards)

- 86t Essex Johnson, Cincinnati Bengals, 12/05/1971
- 79t George Rogers, New Orleans Saints, 10/18/1981
- 75t Barry Sanders, Detroit Lions, 10/08/1995
- 75t Franco Harris, Pittsburgh Steelers, 11/19/1972

#### Most Touchdowns

- 4 Jim Taylor, Green Bay Packers, 10/15/1961
- 4 Lorenzo White, Houston Oilers, 12/09/1990

### PASSING

#### Most Attempts

- 59 Todd Marinovich, Los Angeles Raiders, 09/20/1992
- 56 Doug Williams, Tampa Bay Buccaneers, 09/28/1980

#### Most Completions

- 38 Tommy Kramer, Minnesota Vikings, 12/14/1980
- 33 Eric Hipple, Detroit Lions, 09/28/1986
- 33 John Friesz, San Diego Chargers, 10/20/1991 (OT)

# RECORDS

## OPPONENTS' SINGLE-GAME RECORDS

- 33 Todd Marinovich, Los Angeles Raiders, 9/20/1992

### Most Yards

- 456 Tommy Kramer, Minnesota Vikings, 12/14/1980  
418 Sonny Jurgenson, Washington Redskins, 11/26/1967

### Highest Completion Percentage

- 88.2 Bart Starr, Green Bay Packers, 10/15/1961 (15-17)

### Longest Completion (Yards)

- 99t George Izo, Washington Redskins (to Bobby Mitchell), 9/15/1963  
99t Bart Starr, Green Bay Packers (to Tom Moore), 1/5/1964 (Playoff)  
92t Milt Plum, Detroit Lions (to Dan Lewis), 11/15/1964

### Most TD Passes

- 6 Charley Johnson, St. Louis Cardinals, 09/26/1965

### Most Interceptions

- 7 Ty Detmer, Detroit Lions, 09/23/201  
6 Bobby Layne, Detroit Lions, 12/26/1954 (Playoff)  
6 Norm Van Brocklin, Los Angeles Rams, 12/26/1955 (Playoff)  
5 Zeke Bratkowski, Chicago Bears, 12/11/1960  
5 Mark Malone, Pittsburgh Steelers, 09/20/1987

### Most Attempts, Without an Interception

- 49 Tommy Kramer, Minnesota Vikings, 12/14/1980

## RECEPTIONS

### Most Receptions

- 14 Marvin Harrison, Indianapolis Colts, 12/26/1999 (138 yards)  
13 Terry Glenn, New England Patriots, 10/03/1999 (214 yards)  
12 James Jones, Detroit Lions, 9/28/1986 (85 yards)

### Most Yards

- 235 Buddy Dial, Pittsburgh Steelers, 10/22/1961  
214 Terry Glenn, New England Patriots, 10/03/1999

### Average Gain (Yards)

- 48.0 John Gilliam, St. Louis Cardinals, 10/26/1969 (4 catches for 192 yards)

### Longest Gain (Yards)

- 99t Bobby Mitchell, Washington Redskins (from George Izo), 09/15/1963  
99t Tom Moore, Green Bay Packers (from Bart Starr), 01/05/1964 (Playoff)

### Touchdowns

- 3 By 11 players; most recent Jerry Rice, at San Francisco 49ers, 11/29/1987

## INTERCEPTIONS

### Most Interceptions

- 3 By 11 players; most recent Darren Perry, Pittsburgh Steelers, 09/11/1988

### Interception Yardage

- 125 Ken Easley, Seattle Seahawks, 12/20/1981 (2 returns)  
115 Larry Wilson, St. Louis Cardinals, 12/19/1965 (3 returns)

### Average Gain (minimum 2 int.)

- 62.5 Ken Easley, Seattle Seahawks, 12/20/1981 (2 returns)

### Longest Interception Return

- 96t Larry Wilson, St. Louis Cardinals, 12/19/1965  
93t Randy Gradishar, Denver Broncos, 10/05/1980  
85 Ray Clayborn, New England Patriots, 10/07/1984  
82t Ken Easley, Seattle Seahawks, 12/20/1981  
81t LeRoy Irvin, Los Angeles Rams, 09/09/1984  
81t Russ Craft, Pittsburgh Steelers, 10/17/1954

### Touchdowns

- 1 52 times; most recent Billy Jenkins, Denver Broncos, 10/15/2000 (36 yards)

## PUNTING

### Most Punts

- 14 Dave Jennings, New York Jets, 01/03/1987 (Playoff, 2 OT)  
11 Charley Conerly, New York Giants, 11/18/1951

# RECORDS

## OPPONENTS' SINGLE-GAME RECORDS

- 11 Ray Guy, Oakland Raiders, 11/18/1973
- 11 Kelly Goodburn, Kansas City Chiefs, 11/19/1989
- 11 Bucky Scribner, Minnesota Vikings, 12/17/1989

### Most Yards

- 530 Dave Jennings, New York Jets, 1/3/1987 (Playoff, 2 OT)
- 491 Ray Guy, Oakland Raiders, 11/18/1973

### Highest Average (4 min.)

- 57.5 Bobby Joe Green, Pittsburgh Steelers, 11/20/1960 (4 for 230 yards)

### Longest (Yards)

- 78 Ed Brown, Pittsburgh Steelers, 10/28/1962
- 75 Verl Lillywhite, San Francisco 49ers, 09/30/1951
- 75 Bobby Joe Green, Pittsburgh Steelers, 11/20/1960

## PUNT RETURNS

### MOST RETURNS

- 9 Andre Hastings, Pittsburgh Steelers, 11/13/1995
- 8 Ron Fellows, Dallas Cowboys, 11/25/1982
- 8 Fulton Walker, Los Angeles Raiders, 11/16/1986

### Most Yards

- 141 Bob Hayes, Dallas Cowboys, 12/24/1967
- 131 Andre Hastings, Pittsburgh Steelers, 11/13/1995

### Highest Average (minimum 3 returns)

- 47.0 Bob Hayes, Dallas Cowboys, 12/24/1967 (3 returns) (Playoff)
- 36.7 Billy Johnson, Houston Oilers, 10/16/1977 (3 returns)

### Longest Punt Return

- 91t Keith Moody, Buffalo Bills, 10/23/1977
- 87t Billy Johnson, Houston Oilers, 10/16/1977

### Touchdowns

- 2 Rick Upchurch, Denver Broncos, 09/26/1976

## KICKOFF RETURNS

### Most Returns

- 6 Rick Upchurch, Denver Broncos, 10/19/1975
- 6 Clarence Childs, New York Giants, 12/04/1966

### Most Yards

- 197 Rick Upchurch, Denver Broncos, 10/19/1975

### Highest Average (minimum 2 returns)

- 86.0 Travis Williams, Green Bay Packers, 11/12/1967 (2 returns)

### Longest Kickoff Return

- 105t Tim Brown, Philadelphia Eagles, 9/17/1961
- 97t Willie Shelby, Cincinnati Bengals, 10/03/1976

### Touchdowns

- 2 Travis Williams, Green Bay Packers, 11/12/1967



**SCORING**

<b>Year</b>	<b>Player</b>	<b>TD</b>	<b>PAT</b>	<b>FG</b>	<b>2-PT</b>	<b>Total</b>
1950	LOU GROZA	1	28-28	12-15	0	70
1951	LOU GROZA	0	43-43	10-23	0	73
1952	LOU GROZA	0	32-32	19-33	0	89
1953	LOU GROZA	0	39-40	23-26	0	108
1954	LOU GROZA	0	37-38	16-24	0	85
1955	LOU GROZA	0	44-45	11-22	0	77
1956	LOU GROZA	0	18-18	11-20	0	51
1957	LOU GROZA	0	32-32	15-22	0	77
1958	JIM BROWN	18	0-0	0-0	0	108
1959	JIM BROWN	14	0-0	0-0	0	84
1960	SAM BAKER	0	44-46	12-20	0	80
1961	LOU GROZA	0	37-38	16-23	0	85
1962	JIM BROWN	18	0-0	0-0	0	108
1963	JIM BROWN	15	0-0	0-0	0	90
1964	LOU GROZA	0	49-50	22-33	0	115
1965	JIM BROWN	21	0-0	0-0	0	126
1966	LEROY KELLY	16	0-0	0-0	0	96
1967	LEROY KELLY	13	0-0	0-0	0	78
1968	LEROY KELLY	20	0-0	0-0	0	120
1969	DON COCKROFT	0	45-45	12-23	0	81
1970	DON COCKROFT	0	34-35	12-22	0	70
1971	DON COCKROFT	0	34-34	15-28	0	79
1972	DON COCKROFT	0	28-29	22-27	0	94
1973	DON COCKROFT	0	24-24	22-31	0	90
1974	DON COCKROFT	0	29-30	14-16	0	71
1975	DON COCKROFT	0	21-24	17-23	0	72
1976	DON COCKROFT	0	27-30	15-28	0	72
1977	DON COCKROFT	0	30-31	17-23	0	81
1978	DON COCKROFT	0	37-40	19-28	0	94
1979	DON COCKROFT	0	38-43	17-29	0	89
1980	DON COCKROFT	0	39-44	16-26	0	87
1981	MATT BAHR	0	22-22	13-20	0	61
1982	MATT BAHR	0	17-17	7-15	0	38
1983	MATT BAHR	0	38-40	21-24	0	101
1984	MATT BAHR	0	25-25	24-32	0	97
1985	MATT BAHR	0	35-35	14-18	0	77
1986	MATT BAHR	0	30-30	20-26	0	90
1987	JEFF JAEGER	0	29-30	12-20	0	65
1988	MATT BAHR	0	32-33	24-29	0	104
1989	MATT BAHR	0	40-40	16-24	0	88
1990	JERRY KAURIC	0	24-27	14-20	0	66
1991	MATT STOVER	0	33-34	16-22	0	81
1992	MATT STOVER	0	29-30	21-29	0	92
1993	MATT STOVER	0	36-36	16-22	0	84
1994	MATT STOVER	0	32-32	26-28	0	110
1995	MATT STOVER	0	19-19	29-32	0	106
1999	TERRY KIRBY	9	0-0	0-0	0	54
2000	PHIL DAWSON	0	17-17	14-17	0	59
2001	PHIL DAWSON	0	29-30	22-25	0	95

# RECORDS

## SEASONAL LEADERS

Year	Player	RUSHING YARDS				
		No.	Yards	Avg.	LG	TD
1950	MARION MOTLEY	132	777	5.9	69t	3
1951	DUB JONES	104	492	4.7	43t	7
1952	MARION MOTLEY	104	444	4.3	59	1
1953	RAY RENFRO	60	352	5.9	58t	4
1954	MAURICE BASSETT	144	588	4.1	22	6
1955	FRED MORRISON	156	824	5.3	56	3
1956	PRESTON CARPENTER	188	756	4.0	30	0
1957	JIM BROWN	202	942	4.7	69t	9
1958	JIM BROWN	257	1,527	5.9	65t	17
1959	JIM BROWN	290	1,329	4.6	70t	14
1960	JIM BROWN	215	1,257	5.8	71t	9
1961	JIM BROWN	305	1,408	4.6	38	8
1962	JIM BROWN	230	996	4.3	31	13
1963	JIM BROWN	291	1,863	6.4	80t	12
1964	JIM BROWN	280	1,446	5.2	71	7
1965	JIM BROWN	289	1,544	5.3	67	17
1966	LEROY KELLY	209	1,141	5.5	70t	15
1967	LEROY KELLY	235	1,205	5.1	42t	11
1968	LEROY KELLY	248	1,239	5.0	65	16
1969	LEROY KELLY	196	817	4.2	31	9
1970	LEROY KELLY	206	656	3.2	33t	6
1971	LEROY KELLY	234	865	3.7	35	10
1972	LEROY KELLY	224	811	3.6	18	4
1973	KEN BROWN	161	537	3.3	17	0
1974	GREG PRUITT	126	540	4.3	54	3
1975	GREG PRUITT	217	1,067	4.9	50	8
1976	GREG PRUITT	209	1,000	4.8	64	4
1977	GREG PRUITT	236	1,086	4.6	78t	3
1978	GREG PRUITT	176	960	5.5	70t	3
1979	MIKE PRUITT	264	1,294	4.9	77t	9
1980	MIKE PRUITT	249	1,034	4.2	56t	6
1981	MIKE PRUITT	247	1,103	4.5	21	7
1982	MIKE PRUITT	143	516	3.6	17	3
1983	MIKE PRUITT	293	1,184	4.0	27	10
1984	BOYCE GREEN	202	673	3.3	29	0
1985	KEVIN MACK	222	1,104	5.0	61	7
1986	KEVIN MACK	174	665	3.8	20	10
1987	KEVIN MACK	201	735	3.7	22t	5
1988	EARNEST BYNER	157	576	3.7	27t	3
1989	ERIC METCALF	187	633	3.4	43t	6
1990	KEVIN MACK	158	702	4.4	26	5
1991	KEVIN MACK	197	726	3.7	51t	8
1992	KEVIN MACK	169	543	3.2	37	6
1993	TOMMY VARDELL	171	644	3.8	54	3
1994	LEROY HOARD	209	890	4.3	39	5
1995	LEROY HOARD	127	508	4.0	25	0
1999	TERRY KIRBY	130	452	3.5	28	6
2000	TRAVIS PRENTICE	173	512	3.0	17	7
2001	JAMES JACKSON	195	554	2.8	22	2



Year	Player	PASSING YARDS				QB		
		Att.	Comp.	Pct.	Yards	TD	Int.	Rating
1950	OTTO GRAHAM	253	137	54.2	1,943	14	20	64.7
1951	OTTO GRAHAM	265	147	55.5	2,205	17	16	79.2
1952	OTTO GRAHAM	364	181	49.7	2,816	20	24	66.6
1953	OTTO GRAHAM	258	167	64.7	2,722	11	9	99.7
1954	OTTO GRAHAM	240	142	59.2	2,092	11	17	73.5
1955	OTTO GRAHAM	185	98	53.0	1,721	15	8	94.0
1956	TOM O'CONNELL	96	42	43.8	551	4	8	41.6
1957	TOM O'CONNELL	110	63	57.3	1,229	9	8	93.3
1958	MILT PLUM	189	102	54.0	1,619	11	11	77.9
1959	MILT PLUM	266	156	58.6	1,992	14	8	87.2
1960	MILT PLUM	250	151	60.4	2,297	21	5	110.4
1961	MILT PLUM	302	177	58.6	2,416	18	10	90.3
1962	FRANK RYAN	194	112	57.7	1,541	10	7	85.4
1963	FRANK RYAN	256	135	52.7	2,038	25	13	90.6
1964	FRANK RYAN	334	174	52.1	2,404	25	19	76.7
1965	FRANK RYAN	243	119	49.0	1,751	18	13	75.3
1966	FRANK RYAN	382	200	52.4	2,974	29	14	88.2
1967	FRANK RYAN	280	136	48.6	2,026	20	16	72.7
1968	BILL NELSEN	293	152	51.9	2,366	19	10	86.4
1969	BILL NELSEN	352	190	54.0	2,743	23	19	78.8
1970	BILL NELSEN	313	159	50.8	2,156	16	16	68.9
1971	BILL NELSEN	325	174	53.5	2,319	13	23	60.3
1972	MIKE PHIPPS	305	144	47.2	1,994	13	16	61.0
1973	MIKE PHIPPS	299	148	49.5	1,719	9	20	49.4
1974	MIKE PHIPPS	256	117	45.7	1,384	9	17	46.7
1975	MIKE PHIPPS	313	162	51.8	1,749	4	19	47.5
1976	BRIAN SIPE	312	178	57.1	2,113	17	14	77.3
1977	BRIAN SIPE	195	112	57.4	1,233	9	14	61.8
1978	BRIAN SIPE	399	222	55.6	2,906	21	15	80.7
1979	BRIAN SIPE	535	286	53.5	3,793	28	26	73.4
1980	BRIAN SIPE	554	337	60.8	4,132	30	14	91.4
1981	BRIAN SIPE	567	313	55.2	3,876	17	25	68.2
1982	BRIAN SIPE	185	101	54.6	1,064	4	8	60.7
1983	BRIAN SIPE	496	291	58.7	3,566	26	23	79.1
1984	PAUL MCDONALD	493	271	55.0	3,472	14	23	67.3
1985	BERNIE KOSAR	248	124	50.0	1,578	8	7	69.3
1986	BERNIE KOSAR	531	310	58.4	3,854	17	10	83.8
1987	BERNIE KOSAR	389	241	62.0	3,033	22	9	95.4
1988	BERNIE KOSAR	259	156	60.2	1,890	10	7	84.3
1989	BERNIE KOSAR	513	303	59.1	3,533	18	14	80.3
1990	BERNIE KOSAR	423	230	54.4	2,562	10	15	65.7
1991	BERNIE KOSAR	494	307	62.1	3,487	18	9	87.8
1992	MIKE TOMCZAK	211	120	56.9	1,693	7	7	80.1
1993	VINNY TESTAVERDE	230	130	56.5	1,797	14	9	85.7
1994	VINNY TESTAVERDE	376	207	55.1	2,575	16	18	70.7
1995	VINNY TESTAVERDE	363	221	60.9	2,629	15	9	86.4
1999	TIM COUCH	399	223	55.9	2,447	15	13	73.2
2000	TIM COUCH	215	137	63.7	1,483	7	9	77.3
2001	TIM COUCH	454	272	59.9	3,040	17	21	73.1

# RECORDS

## SEASONAL LEADERS

### RECEPTIONS

Year	Player	No.	Yards	Avg.	LG	TD
1950	MAC SPEEDIE	42	548	13.0	45	1
1951	DANTE LAVELLI	43	586	13.6	47	6
1952	MAC SPEEDIE	62	911	14.7	50	5
1953	DANTE LAVELLI	45	783	17.4	55t	6
1954	DANTE LAVELLI	47	802	17.1	64	7
1955	DARREL BREWSTER	34	622	18.3	41t	6
1956	DARREL BREWSTER	28	417	14.9	41	1
1957	DARREL BREWSTER	30	614	20.5	56	2
1958	PRESTON CARPENTER	29	474	16.3	74	1
1959	BILLY HOWTON	39	510	13.1	36t	1
1960	BOBBY MITCHELL	45	612	13.6	69t	6
1961	RAY RENFRO	48	834	17.4	57	6
1962	JIM BROWN	47	517	11.0	53t	5
1963	GARY COLLINS	43	674	15.7	49t	13
1964	PAUL WARFIELD	52	920	17.7	62t	9
1965	GARY COLLINS	50	884	17.7	67	10
1966	GARY COLLINS	56	946	16.9	54	12
1967	ERNIE GREEN	39	369	9.5	41t	2
1968	PAUL WARFIELD	50	1,067	21.3	65t	12
1969	GARY COLLINS	54	786	14.6	48t	11
1970	BO SCOTT	40	351	8.8	24	4
1971	FAIR HOOKER	45	649	14.4	48	1
1972	FRANK PITTS	36	620	17.2	80t	8
1973	FRANK PITTS	31	317	10.2	26t	4
1974	HUGH MCKINNIS	32	258	8.1	55	0
1975	REGGIE RUCKER	60	770	12.8	40t	3
1976	REGGIE RUCKER	49	676	13.8	45	8
1977	CLEO MILLER	41	291	7.1	28	1
1978	REGGIE RUCKER	43	893	20.8	69t	8
1979	DAVE LOGAN	59	982	16.6	46	7
1980	MIKE PRUITT	63	471	7.5	28	0
1981	OZZIE NEWSOME	69	1,002	14.5	62	6
1982	OZZIE NEWSOME	49	633	12.9	54	3
1983	OZZIE NEWSOME	89	970	10.9	66t	6
1984	OZZIE NEWSOME	89	1,001	11.2	52	5
1985	OZZIE NEWSOME	62	711	11.5	38	5
1986	BRIAN BRENNAN	55	838	15.2	57t	6
1987	EARNEST BYNER	52	552	10.6	37	2
1988	EARNEST BYNER	59	576	9.8	39t	2
1989	WEBSTER SLAUGHTER	65	1,236	19.0	97t	6
1990	WEBSTER SLAUGHTER	59	847	14.4	50	4
1991	WEBSTER SLAUGHTER	64	906	14.2	62t	3
1992	MICHAEL JACKSON	47	755	16.1	69t	7
1993	ERIC METCALF	63	539	8.6	49t	2
1994	DERRICK ALEXANDER	48	828	17.3	81t	2
1995	EARNEST BYNER	59	479	8.1	29t	2
1999	KEVIN JOHNSON	66	986	14.9	64t	8
2000	KEVIN JOHNSON	57	669	11.7	79	0
2001	KEVIN JOHNSON	84	1,097	13.1	55t	9

Year	Player	RECEIVING YARDS				
		No.	Yards	Avg.	LG	TD
1950	DANTE LAVELLI	37	565	15.3	43	5
1951	MAC SPEEDIE	34	589	17.3	51	3
1952	MAC SPEEDIE	62	911	14.7	50	5
1953	DANTE LAVELLI	45	783	17.4	55t	6
1954	DANTE LAVELLI	47	802	17.1	64	7
1955	DARREL BREWSTER	34	622	18.3	41t	6
1956	DARREL BREWSTER	28	417	14.9	41	1
1957	DARREL BREWSTER	30	614	20.5	56	2
1958	RAY RENFRO	24	573	23.9	52	6
1959	RAY RENFRO	30	528	17.6	70t	6
1960	GERN NAGLER	36	616	17.1	53t	3
1961	RAY RENFRO	48	834	17.4	57	6
1962	RICH KREITLING	44	659	15.0	53	3
1963	GARY COLLINS	43	674	15.7	49t	13
1964	PAUL WARFIELD	52	920	17.7	62t	9
1965	GARY COLLINS	50	884	17.7	67	10
1966	GARY COLLINS	56	946	16.9	54	12
1967	PAUL WARFIELD	32	702	21.9	49t	8
1968	PAUL WARFIELD	50	1,067	21.3	65t	12
1969	PAUL WARFIELD	42	886	21.1	82t	10
1970	MILT MORIN	37	611	16.5	36	1
1971	FAIR HOOKER	45	649	14.4	48	1
1972	FRANK PITTS	36	620	17.2	80t	8
1973	MILT MORIN	26	417	16.0	51t	1
1974	STEVE HOLDEN	30	452	15.1	53	3
1975	REGGIE RUCKER	60	770	12.8	40t	3
1976	REGGIE RUCKER	49	676	13.8	45	8
1977	REGGIE RUCKER	36	565	15.7	40	2
1978	REGGIE RUCKER	43	893	20.8	69t	8
1979	DAVE LOGAN	59	982	16.6	46	7
1980	DAVE LOGAN	51	822	16.1	65	4
1981	OZZIE NEWSOME	69	1,002	14.5	62	6
1982	OZZIE NEWSOME	49	633	12.9	54	3
1983	OZZIE NEWSOME	89	970	10.9	66t	6
1984	OZZIE NEWSOME	89	1,001	11.2	52	5
1985	OZZIE NEWSOME	62	711	11.5	38	5
1986	BRIAN BRENNAN	55	838	15.2	57t	6
1987	WEBSTER SLAUGHTER	47	806	17.1	54t	7
1988	REGGIE LANGHORNE	57	780	13.7	77t	7
1989	WEBSTER SLAUGHTER	65	1,236	19.0	97t	6
1990	WEBSTER SLAUGHTER	59	847	14.4	50	4
1991	WEBSTER SLAUGHTER	64	906	14.2	62t	3
1992	MICHAEL JACKSON	47	755	16.1	69t	7
1993	MICHAEL JACKSON	41	756	18.4	62t	8
1994	DERRICK ALEXANDER	48	828	17.3	81t	2
1995	KEENAN MCCARDELL	55	695	12.6	36	4
1999	KEVIN JOHNSON	66	986	14.9	64t	8
2000	KEVIN JOHNSON	57	669	11.7	79	0
2001	KEVIN JOHNSON	84	1,097	13.1	55t	9

# RECORDS

## SEASONAL LEADERS

Year	Player	INTERCEPTIONS				
		No.	Yards	Avg.	LG	TD
1950	TOMMY JAMES	9	69	7.7	34	0
1951	WARREN LAHR	5	95	19.0	29	2
1952	BERT RECHICHAR	6	79	13.2	25	0
1953	KEN KONZ	5	15	3.0	9	0
1954	KEN KONZ	7	133	19.0	54t	2
1955	WARREN LAHR	5	52	10.4	24	0
1956	DON PAUL	7	190	27.1	42	1
1957	KEN KONZ	4	20	5.0	16	0
1958	KEN KONZ	4	123	30.8	46t	1
1959	BERNIE PARRISH	5	83	16.6	37t	1
1960	BOBBY FRANKLIN	8	131	16.4	37t	2
1961	BERNIE PARRISH	7	40	5.7	15	0
1962	ROSS FICHTNER	7	76	10.9	31	0
1963	LARRY BENZ	7	114	16.3	38	0
1964	BERNIE PARRISH	4	98	24.5	54t	1
1965	LARRY BENZ	5	78	15.6	31	0
1966	ROSS FICHTNER	8	152	19.0	58	1
1967	ERICH BARNES	4	47	11.8	40	0
1968	BEN DAVIS	8	162	20.3	44	0
1969	MIKE HOWELL	6	21	3.5	11	0
1970	ERICH BARNES	5	85	17.0	38t	1
1971	WALT SUMNER	5	35	7.0	25	0
1972	BEN DAVIS	3	10	3.3	10	0
1973	CLARENCE SCOTT	5	71	14.2	45t	1
1974	THOM DARDEN	8	105	13.1	31	0
1975	CLARENCE SCOTT	2	4	2.0	4	0
1976	THOM DARDEN	7	73	10.4	21	0
1977	THOM DARDEN	6	107	17.8	49	1
1978	THOM DARDEN	10	200	20.0	46	0
1979	THOM DARDEN	5	125	25.0	39t	1
1980	RON BOLTON	6	62	10.3	29	0
1981	CLARENCE SCOTT	4	46	11.5	26	0
1982	LAWRENCE JOHNSON	4	17	4.3	17	0
1983	TOM COUSINEAU	4	47	11.8	15	0
1984	AL GROSS	5	103	20.6	47	0
1985	AL GROSS	5	109	21.8	37t	1
1986	HANFORD DIXON	5	35	7.0	19	0
1987	FRANK MINNIFIELD	4	24	6.0	27	0
1988	FELIX WRIGHT	5	126	25.2	53	0
1989	FELIX WRIGHT	9	91	10.1	27t	1
1990	FELIX WRIGHT	3	56	18.7	36	0
1991	STEPHEN BRAGGS	3	15	5.0	15	0
1992	VINCE NEWSOME	3	55	18.3	29	0
1993	ERIC TURNER	5	25	5.0	19	0
1994	ERIC TURNER	9	199	22.1	93t	1
1995	STEVON MOORE	5	55	11.0	28	0
1999	MARQUEZ POPE	2	15	7.5	13	0
2000	COREY FULLER	3	0	0.0	0	0
2001	ANTHONY HENRY	10	177	17.7	97t	1

Year	Player	No.	PUNTING					Block
			Yards	Avg.	TB	In-20	LG	
1950	HORACE GILLOM	66	2,849	43.2	5	0	75	1
1951	HORACE GILLOM	73	3,321	45.5	8	0	66	0
1952	HORACE GILLOM	61	2,787	45.7	6	0	73	1
1953	HORACE GILLOM	63	2,760	43.8	4	0	67	0
1954	HORACE GILLOM	52	2,230	42.9	4	0	80	0
1955	HORACE GILLOM	58	2,389	41.2	6	0	56	3
1956	FRED MORRISON	38	1,561	41.1	7	0	70	0
1957	KEN KONZ	61	2,396	39.3	3	0	63	1
1958	DICK DESCHAINE	50	2,063	41.3	1	0	63	0
1959	JUNIOR WREN	27	996	36.9	1	0	55	0
1960	SAM BAKER	55	2,309	42.0	2	0	64	0
1961	SAM BAKER	53	2,296	43.3	5	0	62	0
1962	GARY COLLINS	45	1,926	42.8	4	0	64	0
1963	GARY COLLINS	54	2,160	40.0	4	0	73	0
1964	GARY COLLINS	48	2,016	42.0	5	0	58	0
1965	GARY COLLINS	65	3,035	46.7	10	0	71	0
1966	GARY COLLINS	57	2,223	39.0	6	0	60	0
1967	GARY COLLINS	57	2,078	36.5	2	0	52	2
1968	DON COCKROFT	61	2,297	37.7	1	0	59	0
1969	DON COCKROFT	57	2,138	37.5	6	0	55	1
1970	DON COCKROFT	71	3,023	42.6	7	0	71	1
1971	DON COCKROFT	62	2,508	40.5	2	0	59	2
1972	DON COCKROFT	81	3,498	43.2	4	0	65	0
1973	DON COCKROFT	82	3,321	40.5	3	0	71	1
1974	DON COCKROFT	90	3,643	40.5	11	0	64	0
1975	DON COCKROFT	82	3,317	40.5	7	0	67	1
1976	DON COCKROFT	64	2,487	38.9	4	8	51	3
1977	GREG COLEMAN	61	2,389	39.2	2	21	58	0
1978	JOHNNY EVANS	79	3,089	39.1	8	16	65	0
1979	JOHNNY EVANS	69	2,844	41.2	9	7	59	2
1980	JOHNNY EVANS	66	2,530	38.3	7	12	56	0
1981	STEVE COX	68	2,884	42.4	12	11	66	2
1982	STEVE COX	48	1,887	39.3	6	11	52	1
1983	JEFF GOSSETT	70	2,854	40.8	8	17	60	0
1984	STEVE COX	74	3,213	43.4	8	16	69	2
1985	JEFF GOSSETT	81	3,261	40.3	8	18	64	0
1986	JEFF GOSSETT	83	3,423	41.2	10	21	61	0
1987	JEFF GOSSETT	19	779	41.0	4	3	55	0
1988	MAX RUNAGER	48	1,935	40.3	2	13	52	0
1989	BRYAN WAGNER	97	3,817	39.4	6	32	60	0
1990	BRYAN WAGNER	74	2,879	38.9	2	13	65	4
1991	BRIAN HANSEN	80	3,397	42.5	6	20	65	0
1992	BRIAN HANSEN	74	3,083	41.7	7	28	73	1
1993	BRIAN HANSEN	82	3,632	44.3	10	15	72	2
1994	TOM TUPA	80	3,211	40.1	8	27	65	0
1995	TOM TUPA	59	2,584	43.8	8	16	64	0
1999	CHRIS GARDOCKI	106	4,645	43.8	11	20	61	0
2000	CHRIS GARDOCKI	108	4,919	45.5	5	25	67	0
2001	CHRIS GARDOCKI	99	4,249	42.9	9	25	69	0

# RECORDS

## SEASONAL LEADERS

Year	Player	PUNT RETURNS					
		No.	FC	Yards	Avg.	LG	TD
1950	DON PHELPS	13	0	174	13.4	54t	1
1951	KEN CARPENTER	14	0	173	12.4	49t	0
1952	RAY RENFRO	22	0	169	7.7	34t	0
1953	BILLY REYNOLDS	18	0	111	6.2	28t	0
1954	BILLY REYNOLDS	25	0	138	5.5	39t	0
1955	DON PAUL	19	0	148	7.8	60t	1
1956	KEN KONZ	13	0	187	14.4	65t	1
1957	BILLY REYNOLDS	24	0	114	4.8	23t	0
1958	BOBBY MITCHELL	14	0	165	11.8	68t	1
1959	BOBBY MITCHELL	17	0	177	10.4	78t	1
1960	JIM SHOFNER	11	0	105	9.5	36t	0
1961	BOBBY MITCHELL	14	2	164	11.7	64t	1
1962	HOWARD CASSADY	7	0	47	6.7	13t	0
1963	JIM SHORTER	7	0	134	19.1	52t	0
1964	LEROY KELLY	9	3	171	19.0	68t	1
1965	LEROY KELLY	17	4	265	15.6	67t	2
1966	LEROY KELLY	13	3	104	8.0	52t	0
1967	BEN DAVIS	18	6	229	12.7	52t	1
1968	CHARLES LEIGH	14	0	76	5.4	29t	0
1969	WALT SUMNER	9	6	72	8.0	21t	0
1970	REECE MORRISON	15	2	133	8.9	34t	0
1971	LEROY KELLY	30	3	292	9.7	74t	0
1972	BOBBY MAJORS	16	6	96	6.0	41t	0
1973	GREG PRUITT	16	3	180	11.3	46t	0
1974	GREG PRUITT	27	0	349	12.9	72t	0
1975	GREG PRUITT	13	0	130	10.0	30t	0
1976	STEVE HOLDEN	31	2	205	6.6	38t	0
1977	ROLLY WOOLSEY	32	3	290	9.1	44t	0
1978	KEITH WRIGHT	37	15	288	7.8	42t	0
1979	DINO HALL	29	5	295	10.2	47t	0
1980	KEITH WRIGHT	29	4	129	4.4	15t	0
1981	DINO HALL	33	3	248	7.5	40t	0
1982	DWIGHT WALKER	19	6	101	5.3	14t	0
1983	DINO HALL	39	12	284	7.3	19t	0
1984	BRIAN BRENNAN	25	10	199	8.0	19t	0
1985	CLARENCE WEATHERS	28	4	218	7.8	16t	0
1986	GERALD MCNEIL	40	10	348	8.7	84t	1
1987	GERALD MCNEIL	34	7	386	11.4	40t	0
1988	GERALD MCNEIL	38	6	315	8.3	32t	0
1989	GERALD MCNEIL	49	12	496	10.1	49t	0
1990	STEFON ADAMS	13	4	81	6.2	25t	0
1991	WEBSTER SLAUGHTER	17	3	112	6.6	17t	0
1992	ERIC METCALF	44	9	429	9.8	75t	1
1993	ERIC METCALF	36	11	464	12.9	91t	2
1994	ERIC METCALF	35	5	348	9.9	92t	2
1995	DERRICK ALEXANDER	9	0	122	13.6	69t	1
1999	KEVIN JOHNSON	19	10	128	6.7	15	0
2000	DENNIS NORTHCUTT	27	12	289	10.7	30	0
2001	KEVIN JOHNSON	14	6	117	8.4	24	0

**KICKOFF RETURNS**

Year	Player	No.	Yards	Avg.	LG	TD
1950	DON PHELPS	12	325	27.1	61	0
1951	KEN CARPENTER	9	196	21.8	48	0
1952	KEN CARPENTER	11	234	21.3	40	0
1953	KEN CARPENTER	16	367	22.9	40	0
1954	BILLY REYNOLDS	14	413	29.5	51	0
1955	ROBERT SMITH	13	320	24.6	47	0
1956	PRESTON CARPENTER	15	381	25.4	42	0
1957	MILTON CAMPBELL	11	263	23.9	36	0
1958	BOBBY MITCHELL	18	454	25.2	98t	1
1959	BOBBY MITCHELL	11	236	21.5	31	0
1960	BOBBY MITCHELL	17	432	25.4	90t	1
1961	BOBBY MITCHELL	16	428	26.8	91t	1
1962	TOM WILSON	11	307	27.9	46	0
1963	CHARLEY SCALES	16	432	27.0	50	0
1964	WALTER ROBERTS	24	661	27.5	60	0
1965	LEROY KELLY	24	621	25.9	51	0
1966	WALTER ROBERTS	20	454	22.7	57	0
1967	BEN DAVIS	27	708	26.2	63	0
1968	CHARLES LEIGH	14	322	23.0	41	0
1969	BO SCOTT	25	722	28.9	65	0
1970	HOMER JONES	29	739	25.5	94t	1
1971	KEN BROWN	15	330	22.0	35	0
1972	KEN BROWN	20	473	23.6	47	0
1973	GREG PRUITT	16	453	28.3	54	0
1974	GREG PRUITT	22	606	27.5	88t	1
1975	BILLY LEFEAR	13	412	31.7	92	0
1976	STEVE HOLDEN	19	461	24.3	44	0
1977	BRIAN DUNCAN	15	298	19.9	36	0
1978	KEITH WRIGHT	30	789	26.3	86	0
1979	DINO HALL	50	1,014	20.3	33	0
1980	DINO HALL	32	691	21.6	40	0
1981	DINO HALL	36	813	22.6	48	0
1982	DINO HALL	22	430	19.5	32	0
1983	DWIGHT WALKER	29	627	21.6	38	0
1984	EARNEST BYNER	22	415	18.9	28	0
1985	GLEN YOUNG	35	898	25.7	63	0
1986	GERALD MCNEIL	47	997	21.2	100t	1
1987	GLEN YOUNG	18	412	22.9	44	0
1988	GLEN YOUNG	29	635	21.9	34	0
1989	ERIC METCALF	31	718	23.2	49	0
1990	ERIC METCALF	52	1,052	20.2	101t	2
1991	ERIC METCALF	23	351	15.3	24	0
1992	RANDY BALDWIN	30	675	22.5	47	0
1993	RANDY BALDWIN	24	444	18.5	31	0
1994	RANDY BALDWIN	28	753	26.9	85t	1
1995	EARNEST HUNTER	23	508	22.1	37	0
1999	RONNIE POWELL	44	986	22.4	43	0
2000	JAMEL WHITE	43	935	21.7	40	0
2001	BEN GAY	23	513	22.3	42	0

# RECORDS

## 100-YARD RUSHING GAMES

Date	Opponent	Player	Yards, Att.
12/23/2001	at Green Bay Packers	Jamel White	131 Yards, 21 Att.
09/23/2001	vs. Detroit Lions	James Jackson	124 Yards, 31 Att.
12/17/1995	vs. Cincinnati Bengals	Earnest Byner	121 Yards, 31 Att.
11/27/1994	vs. Houston Oilers	Leroy Hoard	103 Yards, 23 Att.
11/06/1994	vs. New England Patriots	Leroy Hoard	123 Yards, 21 Att.
09/19/1993	at Los Angeles Raiders	Tommy Vardell	104 Yards, 14 Att.
11/27/1988	at Washington Redskins	Kevin Mack	116 Yards, 22 Att.
10/16/1988	vs. Philadelphia Eagles	Kevin Mack	100 Yards, 16 Att.
01/09/1988	vs. Indianapolis Colts (playoffs)	Earnest Byner	122 Yards, 23 Att.
12/13/1987	vs. Cincinnati Bengals	Kevin Mack	133 Yards, 27 Att.
11/22/1987	at Houston Oilers	Kevin Mack	114 Yards, 26 Att.
10/04/1987	at New England Patriots	Larry Mason	133 Yards, 32 Att.
11/30/1986	vs. Houston Oilers	Kevin Mack	121 Yards, 28 Att.
11/23/1986	vs. Pittsburgh Steelers	Kevin Mack	106 Yards, 24 Att.
10/26/1986	at Minnesota Vikings	Curtis Dickey	106 Yards, 19 Att.
01/04/1986	at Miami Dolphins (playoffs)	Earnest Byner	161 Yards, 16 Att.
12/22/1985	at New York Jets	Earnest Byner	101 Yards, 15 Att.
11/24/1985	vs. Cincinnati Bengals	Kevin Mack	117 Yards, 14 Att.
11/17/1985	vs. Buffalo Bills	Earnest Byner	109 Yards, 15 Att.
10/06/1985	vs. New England Patriots	Kevin Mack	115 Yards, 20 Att.
09/29/1985	at San Diego Chargers	Kevin Mack	130 Yards, 16 Att.
12/16/1984	at Houston Oilers	Earnest Byner	188 Yards, 21 Att.
12/09/1984	at Pittsburgh Steelers	Earnest Byner	103 Yards, 15 Att.
11/18/1984	at Atlanta Falcons	Boyce Green	121 Yards, 30 Att.
11/04/1984	at Buffalo Bills	Boyce Green	156 Yards, 29 Att.
12/11/1983	at Houston Oilers	Mike Pruitt	153 Yards, 30 Att.
11/27/1983	vs. Baltimore Colts	Mike Pruitt	110 Yards, 24 Att.
11/20/1983	at New England Patriots	Mike Pruitt	136 Yards, 24 Att.
10/30/1983	vs. Houston Oilers	Boyce Green	107 Yards, 14 Att.
10/16/1983	at Pittsburgh Steelers	Boyce Green	137 Yards, 28 Att.
10/02/1983	vs. Seattle Seahawks	Mike Pruitt	107 Yards, 24 Att.
09/11/1983	at Detroit Lions	Mike Pruitt	137 Yards, 24 Att.
09/12/1982	at Seattle Seahawks	Mike Pruitt	136 Yards, 30 Att.
12/03/1981	at Houston Oilers	Mike Pruitt	155 Yards, 32 Att.
11/09/1980	at Baltimore Colts	Mike Pruitt	103 Yards, 18 Att.
11/03/1980	vs. Chicago Bears	Mike Pruitt	129 Yards, 27 Att.
10/12/1980	at Seattle Seahawks	Mike Pruitt	116 Yards, 24 Att.
12/09/1979	at Oakland Raiders	Mike Pruitt	149 Yards, 20 Att.
12/02/1979	vs. Houston Oilers	Mike Pruitt	111 Yards, 25 Att.
11/11/1979	vs. Seattle Seahawks	Mike Pruitt	141 Yards, 15 Att.
11/04/1979	at Philadelphia Eagles	Mike Pruitt	104 Yards, 17 Att.
10/21/1979	vs. Cincinnati Bengals	Mike Pruitt	135 Yards, 19 Att.
12/17/1978	at Cincinnati Bengals	Greg Pruitt	182 Yards, 22 Att.
12/10/1978	vs. New York Jets	Greg Pruitt	138 Yards, 21 Att.
12/03/1978	at Seattle Seahawks	Greg Pruitt	113 Yards, 12 Att.
10/29/1978	vs. Buffalo Bills	Mike Pruitt	173 Yards, 21 Att.
09/10/1978	vs. Cincinnati Bengals	Greg Pruitt	120 Yards, 22 Att.



Date	Opponent	Player	Yards, Att.
09/03/1978	vs. San Francisco 49ers	Greg Pruitt	106 Yards, 22 Att.
12/18/1977	at Seattle Seahawks	Greg Pruitt	127 Yards, 22 Att.
11/13/1977	at Pittsburgh Steelers	Greg Pruitt	108 Yards, 19 Att.
10/30/1977	vs. Kansas City Chiefs	Greg Pruitt	153 Yards, 18 Att.
10/23/1977	at Buffalo Bills	Cleo Miller	117 Yards, 21 Att.
09/26/1977	vs. New England Patriots	Greg Pruitt	151 Yards, 26 Att.
10/31/1976	at Cincinnati Bengals	Greg Pruitt	124 Yards, 18 Att.
10/17/1976	at Atlanta Falcons	Greg Pruitt	191 Yards, 26 Att.
09/12/1976	vs. New York Jets	Greg Pruitt	124 Yards, 17 Att.
12/14/1975	vs. Kansas City Chiefs	Greg Pruitt	214 Yards, 26 Att.
11/23/1975	vs. Cincinnati Bengals	Greg Pruitt	121 Yards, 17 Att.
11/16/1975	at Oakland Raiders	Greg Pruitt	103 Yards, 12 Att.
12/15/1974	at Houston Oilers	Greg Pruitt	102 Yards, 15 Att.
12/02/1973	at Kansas City Chiefs	Greg Pruitt	110 Yards, 15 Att.
11/19/1972	vs. Pittsburgh Steelers	Leroy Kelly	107 Yards, 21 Att.
12/05/1971	vs. Cincinnati Bengals	Leroy Kelly	127 Yards, 23 Att.
11/28/1971	at Houston Oilers	Leroy Kelly	107 Yards, 23 Att.
11/21/1971	vs. New England Patriots	Leroy Kelly	113 Yards, 23 Att.
11/07/1971	at Pittsburgh Steelers	Leroy Kelly	102 Yards, 22 Att.
12/07/1970	at Houston Oilers	Leroy Kelly	108 Yards, 20 Att.
11/08/1970	at Oakland Raiders	Bo Scott	101 Yards, 14 Att.
10/18/1970	vs. Detroit Lions	Leroy Kelly	106 Yards, 24 Att.
12/07/1969	vs. Green Bay Packers	Leroy Kelly	151 Yards, 22 Att.
11/23/1969	vs. New York Giants	Leroy Kelly	124 Yards, 18 Att.
09/28/1969	vs. Washington Redskins	Reece Morrison	130 Yards, 23 Att.
09/21/1969	at Philadelphia Eagles	Ron Johnson	118 Yards, 17 Att.
11/24/1968	vs. Philadelphia Eagles	Leroy Kelly	108 Yards, 20 Att.
11/10/1968	vs. New Orleans Saints	Leroy Kelly	127 Yards, 17 Att.
11/03/1968	at San Francisco 49ers	Leroy Kelly	174 Yards, 27 Att.
10/27/1968	vs. Atlanta Falcons	Leroy Kelly	112 Yards, 19 Att.
10/20/1968	at Baltimore Colts	Leroy Kelly	130 Yards, 30 Att.
10/05/1968	vs. Pittsburgh Steelers	Leroy Kelly	128 Yards, 25 Att.
09/15/1968	at New Orleans Saints	Leroy Kelly	107 Yards, 20 Att.
11/26/1967	vs. Washington Redskins	Leroy Kelly	163 Yards, 20 Att.
11/19/1967	vs. Minnesota Vikings	Leroy Kelly	123 Yards, 26 Att.
10/22/1967	vs. Chicago Bears	Leroy Kelly	111 Yards, 18 Att.
10/07/1967	vs. Pittsburgh Steelers	Ernie Green	108 Yards, 11 Att.
10/01/1967	at New Orleans Saints	Leroy Kelly	110 Yards, 20 Att.
09/24/1967	at Detroit Lions	Leroy Kelly	141 Yards, 16 Att.
12/04/1966	vs. New York Giants	Leroy Kelly	126 Yards, 13 Att.
11/24/1966	at Dallas Cowboys	Leroy Kelly	115 Yards, 15 Att.
11/20/1966	vs. Washington Redskins	Leroy Kelly	100 Yards, 14 Att.
10/08/1966	vs. Pittsburgh Steelers	Leroy Kelly	113 Yards, 19 Att.
10/08/1966	vs. Pittsburgh Steelers	Ernie Green	103 Yards, 16 Att.
10/02/1966	at New York Giants	Leroy Kelly	138 Yards, 20 Att.
09/25/1966	vs. St. Louis Cardinals	Leroy Kelly	109 Yards, 19 Att.
12/05/1965	vs. Washington Redskins	Jim Brown	141 Yards, 27 Att.

# RECORDS

## 100-YARD RUSHING GAMES

Date	Opponent	Player	Yards, Att.
11/28/1965	at Pittsburgh Steelers	Jim Brown	146 Yards, 20 Att.
11/14/1965	vs. New York Giants	Jim Brown	156 Yards, 20 Att.
11/07/1965	vs. Philadelphia Eagles	Jim Brown	131 Yards, 20 Att.
10/24/1965	at New York Giants	Jim Brown	177 Yards, 24 Att.
10/09/1965	vs. Pittsburgh Steelers	Jim Brown	168 Yards, 29 Att.
10/03/1965	at Philadelphia Eagles	Jim Brown	133 Yards, 27 Att.
09/26/1965	vs. St. Louis Cardinals	Jim Brown	110 Yards, 17 Att.
11/29/1964	vs. Philadelphia Eagles	Jim Brown	133 Yards, 22 Att.
11/15/1964	vs. Detroit Lions	Jim Brown	147 Yards, 24 Att.
11/08/1964	vs. Washington Redskins	Jim Brown	121 Yards, 18 Att.
11/01/1964	at Pittsburgh Steelers	Jim Brown	149 Yards, 23 Att.
10/18/1964	at Dallas Cowboys	Jim Brown	188 Yards, 26 Att.
09/27/1964	at Philadelphia Eagles	Jim Brown	104 Yards, 25 Att.
12/27/1964	vs. Baltimore Colts(playoffs)	Jim Brown	114 Yards, 27 Att.
12/15/1963	at Washington Redskins	Jim Brown	125 Yards, 28 Att.
12/01/1963	at St. Louis Cardinals	Jim Brown	179 Yards, 29 Att.
11/17/1963	vs. St. Louis Cardinals	Jim Brown	154 Yards, 22 Att.
11/03/1963	at Philadelphia Eagles	Jim Brown	223 Yards, 28 Att.
10/20/1963	vs. Philadelphia Eagles	Jim Brown	144 Yards, 25 Att.
10/13/1963	at New York Giants	Jim Brown	123 Yards, 23 Att.
10/05/1963	vs. Pittsburgh Steelers	Jim Brown	175 Yards, 21 Att.
09/22/1963	at Dallas Cowboys	Jim Brown	232 Yards, 20 Att.
09/15/1963	vs. Washington Redskins	Jim Brown	162 Yards, 15 Att.
12/15/1962	at San Francisco 49ers	Jim Brown	135 Yards, 22 Att.
11/25/1962	vs. Pittsburgh Steelers	Jim Brown	110 Yards, 19 Att.
09/16/1962	vs. New York Giants	Jim Brown	134 Yards, 17 Att.
12/17/1961	at New York Giants	Jim Brown	102 Yards, 24 Att.
12/03/1961	at Dallas Cowboys	Bobby Mitchell	140 Yards, 12 Att.
11/19/1961	vs. Philadelphia Eagles	Jim Brown	237 Yards, 34 Att.
11/12/1961	at Washington Redskins	Jim Brown	133 Yards, 20 Att.
11/05/1961	vs. Pittsburgh Steelers	Jim Brown	110 Yards, 18 Att.
10/29/1961	at St. Louis Cardinals	Jim Brown	109 Yards, 28 Att.
10/29/1961	at St. Louis Cardinals	Bobby Mitchell	104 Yards, 19 Att.
10/22/1961	at Pittsburgh Steelers	Bobby Mitchell	119 Yards, 14 Att.
10/22/1961	at Pittsburgh Steelers	Jim Brown	114 Yards, 29 Att.
12/15/1960	at New York Giants	Jim Brown	110 Yards, 14 Att.
12/11/1960	vs. Chicago Bears	Jim Brown	100 Yards, 22 Att.
12/04/1960	vs. Washington Redskins	Jim Brown	135 Yards, 15 Att.
11/27/1960	at St. Louis Cardinals	Jim Brown	132 Yards, 24 Att.
11/13/1960	vs. St. Louis Cardinals	Jim Brown	173 Yards, 28 Att.
10/23/1960	vs. Philadelphia Eagles	Jim Brown	167 Yards, 22 Att.
09/25/1960	at Philadelphia Eagles	Bobby Mitchell	156 Yards, 14 Att.
09/25/1960	at Philadelphia Eagles	Jim Brown	153 Yards, 24 Att.
12/13/1959	at Philadelphia Eagles	Jim Brown	152 Yards, 33 Att.
12/13/1959	at Philadelphia Eagles	Bobby Mitchell	127 Yards, 24 Att.
11/29/1959	vs. San Francisco 49ers	Jim Brown	114 Yards, 28 Att.
11/22/1959	vs. Pittsburgh Steelers	Jim Brown	111 Yards, 15 Att.

Date	Opponent	Player	Yards, Att.
11/15/1959	at Washington Redskins	Bobby Mitchell	232 Yards, 14 Att.
11/08/1959	vs. Philadelphia Eagles	Jim Brown	125 Yards, 29 Att.
11/01/1959	at Baltimore Colts	Jim Brown	178 Yards, 32 Att.
10/25/1959	vs. Washington Redskins	Jim Brown	122 Yards, 17 Att.
10/18/1959	vs. Chicago Cardinals	Jim Brown	123 Yards, 27 Att.
10/04/1959	at Chicago Cardinals	Jim Brown	147 Yards, 37 Att.
12/14/1958	at New York Giants	Jim Brown	148 Yards, 26 Att.
12/01/1958	at Philadelphia Eagles	Jim Brown	138 Yards, 21 Att.
12/01/1958	at Philadelphia Eagles	Lew Carpenter	100 Yards, 21 Att.
11/16/1958	at Washington Redskins	Jim Brown	152 Yards, 27 Att.
11/02/1958	vs. New York Giants	Jim Brown	113 Yards, 13 Att.
10/26/1958	at Chicago Cardinals	Jim Brown	180 Yards, 24 Att.
10/19/1958	vs. Pittsburgh Steelers	Jim Brown	153 Yards, 19 Att.
10/19/1958	vs. Pittsburgh Steelers	Bobby Mitchell	108 Yards, 13 Att.
10/12/1958	vs. Chicago Cardinals	Jim Brown	182 Yards, 34 Att.
10/12/1958	vs. Chicago Cardinals	Bobby Mitchell	147 Yards, 11 Att.
10/05/1958	at Pittsburgh Steelers	Jim Brown	129 Yards, 17 Att.
09/28/1958	at Los Angeles Rams	Jim Brown	171 Yards, 24 Att.
12/15/1957	at New York Giants	Lew Carpenter	117 Yards, 22 Att.
11/24/1957	vs. Los Angeles Rams	Jim Brown	237 Yards, 31 Att.
11/03/1957	vs. Washington Redskins	Jim Brown	109 Yards, 21 Att.
12/09/1956	at New York Giants	Fred Morrison	112 Yards, 19 Att.
12/02/1956	vs. Philadelphia Eagles	Preston Carpenter	116 Yards, 23 Att.
11/18/1956	at Philadelphia Eagles	Preston Carpenter	133 Yards, 24 Att.
12/04/1955	at Pittsburgh Steelers	Fred Morrison	104 Yards, 13 Att.
11/20/1955	vs. Pittsburgh Steelers	Fred Morrison	140 Yards, 17 Att.
10/30/1955	at Chicago Cardinals	Ed Modzelewski	121 Yards, 28 Att.
09/25/1955	vs. Washington Redskins	Fred Morrison	117 Yards, 15 Att.
10/18/1953	at Washington Redskins	Ray Renfro	101 Yards, 7 Att.
12/27/1953	at Detroit Lions (playoffs)	Harry Jagade	102 Yards, 15 Att.
11/30/1952	at Washington Redskins	Harry Jagade	147 Yards, 16 Att.
09/28/1952	vs. Los Angeles Rams	Ken Carpenter	145 Yards, 16 Att.
12/28/1952	vs. Detroit Lions (playoffs)	Harry Jagade	104 Yards, 15 Att.
11/25/1951	vs. Chicago Bears	Dub Jones	116 Yards, 9 Att.
11/04/1951	at Chicago Cardinals	Ken Carpenter	118 Yards, 18 Att.
10/21/1951	vs. Pittsburgh Steelers	Emerson Cole	126 Yards, 17 Att.
10/07/1951	at Los Angeles Rams	Dub Jones	110 Yards, 15 Att.
10/07/1951	at Los Angeles Rams	Marion Motley	106 Yards, 13 Att.
11/19/1950	vs. Washington Redskins	Marion Motley	178 Yards, 27 Att.
11/12/1950	vs. San Francisco 49ers	Marion Motley	114 Yards, 21 Att.
10/29/1950	vs. Pittsburgh Steelers	Marion Motley	188 Yards, 11 Att.
09/24/1950	at Baltimore Colts	Ken Carpenter	100 Yards, 3 Att.

# RECORDS


## 300-YARD PASSING GAMES

Date	Opponent	Player	Yards, Comp., Att.
12/30/2001	at Tennessee Titans	Tim Couch	336 Yards, 20 Comp., 27 Att.
12/12/2000	vs. Philadelphia Eagles	Doug Pederson	309 Yards, 29 Comp., 40 Att.
09/17/2000	vs. Pittsburgh Steelers	Tim Couch	316 Yards, 23 Comp., 31 Att.
12/24/1995	at Jacksonville Jaguars	Vinny Testaverde	325 Yards, 28 Comp., 45 Att.
12/03/1995	at San Diego Chargers	Vinny Testaverde	303 Yards, 28 Comp., 41 Att.
10/29/1995	at Cincinnati Bengals	Eric Zeier	310 Yards, 26 Comp., 46 Att.
12/12/1993	at Houston Oilers	Vinny Testaverde	319 Yards, 19 Comp., 37 Att.
11/21/1993	vs. Houston Oilers	Todd Philcox	316 Yards, 22 Comp., 47 Att.
11/15/1992	vs. San Diego Chargers	Mike Tomczak	322 Yards, 18 Comp., 32 Att.
12/22/1991	at Pittsburgh Steelers	Bernie Kosar	335 Yards, 28 Comp., 49 Att.
10/08/1990	at Denver Broncos	Bernie Kosar	318 Yards, 24 Comp., 38 Att.
12/10/1989	at Indianapolis Colts	Bernie Kosar	353 Yards, 26 Comp., 40 Att.
12/18/1988	vs. Houston Oilers	Don Strock	326 Yards, 25 Comp., 42 Att.
12/04/1988	vs. Dallas Cowboys	Bernie Kosar	308 Yards, 19 Comp., 27 Att.
10/23/1988	at Phoenix Cardinals	Bernie Kosar	314 Yards, 25 Comp., 43 Att.
01/17/1988	at Denver Broncos (playoffs)	Bernie Kosar	356 Yards, 26 Comp., 41 Att.
11/15/1987	vs. Buffalo Bills	Bernie Kosar	346 Yards, 24 Comp., 34 Att.
09/13/1987	at New Orleans Saints	Bernie Kosar	314 Yards, 28 Comp., 39 Att.
01/03/1987	vs. New York Jets (playoffs)	Bernie Kosar	489 Yards, 33 Comp., 64 Att.
11/23/1986	vs. Pittsburgh Steelers	Bernie Kosar	414 Yards, 28 Comp., 46 Att.
11/10/1986	vs. Miami Dolphins	Bernie Kosar	401 Yards, 32 Comp., 50 Att.
10/21/1984	at Cincinnati Bengals	Paul McDonald	300 Yards, 27 Comp., 47 Att.
10/07/1984	vs. New England Patriots	Paul McDonald	320 Yards, 23 Comp., 37 Att.
11/27/1983	vs. Baltimore Colts	Brian Sipe	313 Yards, 20 Comp., 33 Att.
10/16/1983	at Pittsburgh Steelers	Brian Sipe	310 Yards, 27 Comp., 49 Att.
10/02/1983	vs. Seattle Seahawks	Brian Sipe	310 Yards, 25 Comp., 40 Att.
09/25/1983	at San Diego Chargers	Brian Sipe	327 Yards, 27 Comp., 44 Att.
01/02/1983	at Pittsburgh Steelers	Paul McDonald	313 Yards, 22 Comp., 47 Att.
12/05/1982	vs. San Diego Chargers	Brian Sipe	338 Yards, 33 Comp., 48 Att.
10/25/1981	vs. Baltimore Colts	Brian Sipe	444 Yards, 30 Comp., 41 Att.
09/07/1981	vs. San Diego Chargers	Brian Sipe	375 Yards, 31 Comp., 57 Att.
12/21/1980	at Cincinnati Bengals	Brian Sipe	308 Yards, 24 Comp., 44 Att.
12/07/1980	vs. New York Jets	Brian Sipe	340 Yards, 30 Comp., 41 Att.
11/23/1980	vs. Cincinnati Bengals	Brian Sipe	310 Yards, 27 Comp., 36 Att.
10/26/1980	vs. Pittsburgh Steelers	Brian Sipe	349 Yards, 28 Comp., 46 Att.
10/19/1980	vs. Green Bay Packers	Brian Sipe	391 Yards, 24 Comp., 39 Att.
09/28/1980	at Tampa Bay Buccaneers	Brian Sipe	318 Yards, 22 Comp., 32 Att.
11/25/1979	at Pittsburgh Steelers	Brian Sipe	333 Yards, 23 Comp., 38 Att.
11/18/1979	vs. Miami Dolphins	Brian Sipe	358 Yards, 23 Comp., 42 Att.
10/07/1979	vs. Pittsburgh Steelers	Brian Sipe	351 Yards, 22 Comp., 41 Att.
09/02/1979	at New York Jets	Brian Sipe	302 Yards, 21 Comp., 36 Att.
11/19/1978	at Baltimore Colts	Brian Sipe	309 Yards, 15 Comp., 22 Att.
09/27/1970	at San Francisco 49ers	Bill Nelsen	308 Yards, 14 Comp., 25 Att.
10/13/1968	vs. St. Louis Cardinals	Bill Nelsen	312 Yards, 17 Comp., 39 Att.
12/17/1966	at St. Louis Cardinals	Frank Ryan	367 Yards, 17 Comp., 30 Att.
12/04/1966	vs. New York Giants	Frank Ryan	326 Yards, 16 Comp., 27 Att.
09/15/1963	vs. Washington Redskins	Frank Ryan	334 Yards, 21 Comp., 31 Att.

# RECORDS

## 300-YARD PASSING GAMES

Date	Opponent	Player	Yards, Comp., Att.
10/21/1962	at St. Louis Cardinals	Jim Ninowski	339 Yards, 19 Comp., 29 Att
09/17/1961	at Philadelphia Eagles	Milt Plum	329 Yards, 18 Comp., 30 Att
11/20/1960	at Pittsburgh Steelers	Milt Plum	328 Yards, 23 Comp., 37 Att
10/02/1960	vs. Pittsburgh Steelers	Milt Plum	308 Yards, 10 Comp., 14 Att
11/17/1957	at Washington Redskins	Tom O'Connell	349 Yards, 16 Comp., 24 Att
11/27/1955	at New York Giants	Otto Graham	319 Yards, 17 Comp., 31 Att
10/10/1953	vs. Philadelphia Eagles	Otto Graham	328 Yards, 20 Comp., 30 Att
10/04/1953	at Chicago Cardinals	Otto Graham	310 Yards, 15 Comp., 22 Att
10/04/1952	at Pittsburgh Steelers	Otto Graham	401 Yards, 21 Comp., 49 Att
12/10/1950	at Washington Redskins	Otto Graham	321 Yards, 23 Comp., 32 Att
10/15/1950	vs. Chicago Cardinals	Otto Graham	369 Yards, 22 Comp., 35 Att
09/16/1950	at Philadelphia Eagles	Otto Graham	346 Yards, 21 Comp., 38 Att



Bernie Kosar

# RECORDS

## 100-YARD RECEIVING GAMES

Date	Opponent	Player	Yards, Rec.
11/25/2001	vs. Cincinnati Bengals	Kevin Johnson	113 Yards, 6 Rec.
10/14/2001	at Cincinnati Bengals	Kevin Johnson	153 Yards, 8 Rec.
10/29/2000	vs. Cincinnati Bengals	Kevin Johnson	102 Yards, 6 Rec.
10/01/2000	vs. Baltimore Ravens	David Patten	113 Yards, 7 Rec.
12/19/1999	vs. Jacksonville Jaguars	Darrin Chiaverini	108 Yards, 10 Rec.
12/12/1999	at Cincinnati Bengals	Kevin Johnson	135 Yards, 7 Rec.
10/03/1999	vs. New England Patriots	Kevin Johnson	131 Yards, 6 Rec.
12/24/1995	at Jacksonville Jaguars	Michael Jackson	130 Yards, 7 Rec.
11/19/1995	vs. Green Bay Packers	Keenan McCardell	102 Yards, 4 Rec.
10/29/1995	at Cincinnati Bengals	Andre Rison	173 Yards, 7 Rec.
10/22/1995	vs. Jacksonville Jaguars	Rico Smith	106 Yards, 6 Rec.
10/02/1995	vs. Buffalo Bills	Andre Rison	126 Yards, 6 Rec.
01/01/1995	vs. New England Patriots (playoffs)	Michael Jackson	122 Yards, 7 Rec.
12/04/1994	vs. New York Giants	Derrick Alexander	171 Yards, 7 Rec.
10/02/1994	vs. New York Jets	Derrick Alexander	105 Yards, 7 Rec.
09/18/1994	vs. Arizona Cardinals	Derrick Alexander	136 Yards, 6 Rec.
01/02/1994	at Pittsburgh Steelers	Mark Carrier	118 Yards, 4 Rec.
12/12/1993	at Houston Oilers	Eric Metcalf	101 Yards, 5 Rec.
11/21/1993	vs. Houston Oilers	Mark Carrier	123 Yards, 7 Rec.
10/24/1993	vs. Pittsburgh Steelers	Michael Jackson	106 Yards, 2 Rec.
09/13/1993	vs. San Francisco 49ers	Michael Jackson	105 Yards, 5 Rec.
11/15/1992	vs. San Diego Chargers	Lawyer Tillman	148 Yards, 8 Rec.
09/20/1992	at Los Angeles Raiders	Eric Metcalf	177 Yards, 5 Rec.
12/22/1991	at Pittsburgh Steelers	Webster Slaughter	138 Yards, 11 Rec.
11/17/1991	at Houston Oilers	Leroy Hoard	107 Yards, 10 Rec.
11/03/1991	at Cincinnati Bengals	Webster Slaughter	107 Yards, 5 Rec.
09/15/1991	vs. Cincinnati Bengals	Webster Slaughter	107 Yards, 8 Rec.
12/30/1990	at Cincinnati Bengals	Webster Slaughter	115 Yards, 6 Rec.
11/18/1990	vs. Houston Oilers	Webster Slaughter	104 Yards, 6 Rec.
10/08/1990	at Denver Broncos	Webster Slaughter	123 Yards, 7 Rec.
01/06/1990	vs. Buffalo Bills (playoffs)	Webster Slaughter	114 Yards, 3 Rec.
12/17/1989	vs. Minnesota Vikings	Reggie Langhorne	140 Yards, 6 Rec.
12/10/1989	at Indianapolis Colts	Webster Slaughter	152 Yards, 6 Rec.
10/29/1989	vs. Houston Oilers	Webster Slaughter	184 Yards, 4 Rec.
10/23/1989	vs. Chicago Bears	Webster Slaughter	186 Yards, 8 Rec.
10/15/1989	vs. Pittsburgh Steelers	Webster Slaughter	106 Yards, 7 Rec.
12/18/1988	vs. Houston Oilers	Webster Slaughter	136 Yards, 6 Rec.
10/30/1988	vs. Cincinnati Bengals	Clarence Weathers	140 Yards, 7 Rec.
01/17/1988	at Denver Broncos (playoffs)	Earnest Byner	120 Yards, 7 Rec.
12/20/1987	at Los Angeles Raiders	Webster Slaughter	115 Yards, 7 Rec.
12/13/1987	vs. Cincinnati Bengals	Webster Slaughter	119 Yards, 5 Rec.
10/18/1987	at Cincinnati Bengals	Brian Brennan	139 Yards, 10 Rec.
01/03/1987	vs. New York Jets (playoffs)	Ozzie Newsome	114 Yards, 6 Rec.
12/21/1986	vs. San Diego Chargers	Brian Brennan	176 Yards, 7 Rec.
11/23/1986	vs. Pittsburgh Steelers	Webster Slaughter	134 Yards, 6 Rec.
10/05/1986	at Pittsburgh Steelers	Reggie Langhorne	108 Yards, 4 Rec.
09/14/1986	at Houston Oilers	Reggie Langhorne	115 Yards, 3 Rec.

Date	Opponent	Player	Yards, Rec.
10/13/1985	at Houston Oilers	Clarence Weathers	146 Yards, 3 Rec.
10/06/1985	vs. New England Patriots	Brian Brennan	104 Yards, 7 Rec.
11/25/1984	vs. Houston Oilers	Ozzie Newsome	102 Yards, 10 Rec.
10/14/1984	vs. New York Jets	Ozzie Newsome	191 Yards, 14 Rec.
10/07/1984	vs. New England Patriots	Duriel Harris	136 Yards, 8 Rec.
09/16/1984	vs. Denver Broncos	Duriel Harris	104 Yards, 5 Rec.
11/27/1983	vs. Baltimore Colts	Ozzie Newsome	108 Yards, 8 Rec.
10/16/1983	at Pittsburgh Steelers	Ozzie Newsome	103 Yards, 9 Rec.
09/25/1983	at San Diego Chargers	Dave Logan	121 Yards, 8 Rec.
01/02/1983	at Pittsburgh Steelers	Ozzie Newsome	123 Yards, 9 Rec.
01/02/1983	at Pittsburgh Steelers	Ricky Feacher	109 Yards, 7 Rec.
01/08/1983	at Los Angeles Raiders (playoffs)	Ricky Feacher	124 Yards, 4 Rec.
12/05/1982	vs. San Diego Chargers	Ozzie Newsome	140 Yards, 10 Rec.
09/19/1982	vs. Philadelphia Eagles	Ozzie Newsome	122 Yards, 8 Rec.
12/20/1981	at Seattle Seahawks	Dave Logan	101 Yards, 5 Rec.
10/25/1981	vs. Baltimore Colts	Greg Pruitt	104 Yards, 9 Rec.
10/18/1981	vs. New Orleans Saints	Greg Pruitt	113 Yards, 7 Rec.
10/11/1981	at Pittsburgh Steelers	Ozzie Newsome	120 Yards, 5 Rec.
12/07/1980	vs. New York Jets	Reggie Rucker	108 Yards, 5 Rec.
10/26/1980	vs. Pittsburgh Steelers	Dave Logan	131 Yards, 8 Rec.
09/21/1980	vs. Kansas City Chiefs	Charles White	100 Yards, 7 Rec.
11/25/1979	at Pittsburgh Steelers	Dave Logan	135 Yards, 7 Rec.
11/18/1979	vs. Miami Dolphins	Reggie Rucker	177 Yards, 9 Rec.
11/04/1979	at Philadelphia Eagles	Reggie Rucker	106 Yards, 5 Rec.
09/02/1979	at New York Jets	Dave Logan	115 Yards, 6 Rec.
11/19/1978	at Baltimore Colts	Reggie Rucker	123 Yards, 6 Rec.
11/19/1978	at Baltimore Colts	Calvin Hill	113 Yards, 3 Rec.
11/05/1978	at Houston Oilers	Ozzie Newsome	124 Yards, 4 Rec.
09/03/1978	vs. San Francisco 49ers	Reggie Rucker	113 Yards, 3 Rec.
11/13/1977	at Pittsburgh Steelers	Reggie Rucker	104 Yards, 4 Rec.
10/03/1976	vs. Cincinnati Bengals	Reggie Rucker	141 Yards, 9 Rec.
12/14/1975	vs. Kansas City Chiefs	Reggie Rucker	130 Yards, 6 Rec.
11/23/1975	vs. Cincinnati Bengals	Greg Pruitt	106 Yards, 7 Rec.
10/27/1974	vs. Denver Broncos	Hugh McKinnis	111 Yards, 6 Rec.
10/01/1972	vs. Cincinnati Bengals	Frank Pitts	105 Yards, 4 Rec.
12/05/1971	vs. Cincinnati Bengals	Frank Pitts	103 Yards, 5 Rec.
11/14/1971	at Kansas City Chiefs	Frank Pitts	129 Yards, 5 Rec.
10/10/1971	vs. Pittsburgh Steelers	Milt Morin	126 Yards, 8 Rec.
11/22/1970	vs. Houston Oilers	Chip Glass	102 Yards, 3 Rec.
09/27/1970	at San Francisco 49ers	Fair Hooker	157 Yards, 4 Rec.
12/14/1969	at St. Louis Cardinals	Paul Warfield	119 Yards, 4 Rec.
11/30/1969	at Chicago Bears	Gary Collins	126 Yards, 6 Rec.
11/16/1969	at Pittsburgh Steelers	Paul Warfield	132 Yards, 5 Rec.
11/02/1969	vs. Dallas Cowboys	Milt Morin	101 Yards, 7 Rec.
10/18/1969	vs. Pittsburgh Steelers	Gary Collins	103 Yards, 7 Rec.
10/05/1969	vs. Detroit Lions	Paul Warfield	106 Yards, 7 Rec.
12/14/1968	at St. Louis Cardinals	Paul Warfield	104 Yards, 3 Rec.

# RECORDS

## 100-YARD RECEIVING GAMES

Date	Opponent	Player	Yards, Rec.
12/08/1968	at Washington Redskins	Milt Morin	133 Yards, 6 Rec.
12/01/1968	vs. New York Giants	Paul Warfield	137 Yards, 6 Rec.
11/24/1968	vs. Philadelphia Eagles	Milt Morin	108 Yards, 2 Rec.
11/17/1968	at Pittsburgh Steelers	Milt Morin	103 Yards, 5 Rec.
11/10/1968	vs. New Orleans Saints	Paul Warfield	107 Yards, 5 Rec.
11/10/1968	vs. New Orleans Saints	Leroy Kelly	104 Yards, 3 Rec.
10/13/1968	vs. St. Louis Cardinals	Milt Morin	151 Yards, 8 Rec.
10/29/1967	at New York Giants	Paul Warfield	126 Yards, 5 Rec.
10/22/1967	vs. Chicago Bears	Gary Collins	106 Yards, 7 Rec.
10/01/1967	at New Orleans Saints	Paul Warfield	107 Yards, 4 Rec.
12/17/1966	at St. Louis Cardinals	Paul Warfield	161 Yards, 6 Rec.
12/17/1966	at St. Louis Cardinals	Gary Collins	126 Yards, 5 Rec.
12/04/1966	vs. New York Giants	Gary Collins	120 Yards, 5 Rec.
11/14/1965	vs. New York Giants	Ernie Green	160 Yards, 7 Rec.
11/07/1965	vs. Philadelphia Eagles	Gary Collins	128 Yards, 8 Rec.
10/31/1965	vs. Minnesota Vikings	Gary Collins	116 Yards, 4 Rec.
10/24/1965	at New York Giants	Gary Collins	121 Yards, 3 Rec.
09/26/1965	vs. St. Louis Cardinals	Gary Collins	116 Yards, 6 Rec.
12/12/1964	at New York Giants	Paul Warfield	103 Yards, 5 Rec.
11/22/1964	at Green Bay Packers	Paul Warfield	126 Yards, 7 Rec.
10/04/1964	vs. Dallas Cowboys	Paul Warfield	123 Yards, 5 Rec.
09/20/1964	vs. St. Louis Cardinals	Gary Collins	105 Yards, 6 Rec.
12/27/1964	vs. Baltimore Colts (playoffs)	Gary Collins	130 Yards, 5 Rec.
12/01/1963	at St. Louis Cardinals	Gary Collins	100 Yards, 4 Rec.
09/15/1963	vs. Washington Redskins	Jim Brown	100 Yards, 3 Rec.
12/02/1962	at Dallas Cowboys	Rich Kreitling	125 Yards, 7 Rec.
10/21/1962	at St. Louis Cardinals	Ray Renfro	152 Yards, 6 Rec.
11/26/1961	vs. New York Giants	Ray Renfro	166 Yards, 7 Rec.
10/15/1961	vs. Green Bay Packers	Ray Renfro	100 Yards, 7 Rec.
09/17/1961	at Philadelphia Eagles	Ray Renfro	104 Yards, 4 Rec.
12/15/1960	at New York Giants	Bobby Mitchell	133 Yards, 9 Rec.
11/20/1960	at Pittsburgh Steelers	Gern Nagler	177 Yards, 10 Rec.
10/02/1960	vs. Pittsburgh Steelers	Rich Kreitling	157 Yards, 3 Rec.
11/22/1959	vs. Pittsburgh Steelers	Ray Renfro	161 Yards, 5 Rec.
10/25/1959	vs. Washington Redskins	Bobby Mitchell	107 Yards, 3 Rec.
11/30/1958	vs. Washington Redskins	Ray Renfro	100 Yards, 3 Rec.
11/16/1958	at Washington Redskins	Preston Carpenter	115 Yards, 4 Rec.
10/26/1958	at Chicago Cardinals	Ray Renfro	108 Yards, 5 Rec.
10/05/1958	at Pittsburgh Steelers	Preston Carpenter	131 Yards, 7 Rec.
12/15/1957	at New York Giants	Ray Renfro	130 Yards, 4 Rec.
12/01/1957	vs. Chicago Cardinals	Ray Renfro	109 Yards, 3 Rec.
11/17/1957	at Washington Redskins	Darrel Brewster	124 Yards, 6 Rec.
11/17/1957	at Washington Redskins	Ray Renfro	113 Yards, 4 Rec.
11/17/1957	at Washington Redskins	Preston Carpenter	112 Yards, 6 Rec.
11/03/1957	vs. Washington Redskins	Darrel Brewster	103 Yards, 5 Rec.
10/13/1957	vs. Philadelphia Eagles	Darrel Brewster	105 Yards, 4 Rec.
11/11/1956	vs. Baltimore Colts	Ray Renfro	100 Yards, 5 Rec.



Date	Opponent	Player	Yards, Rec.
12/11/1955	vs. Chicago Cardinals	Ray Renfro	110 Yards, 6 Rec.
11/27/1955	at New York Giants	Ray Renfro	130 Yards, 5 Rec.
11/27/1955	at New York Giants	Darrel Brewster	107 Yards, 5 Rec.
10/16/1955	at Washington Redskins	Darrel Brewster	109 Yards, 6 Rec.
10/09/1955	vs. Philadelphia Eagles	Dante Lavelli	108 Yards, 6 Rec.
12/05/1954	at Washington Redskins	Dante Lavelli	128 Yards, 5 Rec.
11/28/1954	at New York Giants	Darrel Brewster	126 Yards, 8 Rec.
11/07/1954	vs. Washington Redskins	Darrel Brewster	114 Yards, 7 Rec.
10/17/1954	at Pittsburgh Steelers	Dante Lavelli	134 Yards, 7 Rec.
12/13/1953	at Philadelphia Eagles	Darrel Brewster	103 Yards, 5 Rec.
12/06/1953	vs. New York Giants	Darrel Brewster	182 Yards, 7 Rec.
11/29/1953	vs. Chicago Cardinals	Ray Renfro	105 Yards, 4 Rec.
11/15/1953	vs. San Francisco 49ers	Dante Lavelli	137 Yards, 6 Rec.
10/10/1953	vs. Philadelphia Eagles	Darrel Brewster	122 Yards, 6 Rec.
10/04/1953	at Chicago Cardinals	Dante Lavelli	137 Yards, 4 Rec.
12/14/1952	at New York Giants	Harry Jagade	103 Yards, 4 Rec.
11/30/1952	at Washington Redskins	Dante Lavelli	106 Yards, 5 Rec.
11/23/1952	vs. Philadelphia Eagles	Mac Speedie	156 Yards, 7 Rec.
11/16/1952	vs. Pittsburgh Steelers	Dante Lavelli	107 Yards, 6 Rec.
11/09/1952	vs. Chicago Cardinals	Mac Speedie	157 Yards, 11 Rec.
10/19/1952	at Philadelphia Eagles	Dub Jones	121 Yards, 6 Rec.
10/12/1952	vs. New York Giants	Mac Speedie	161 Yards, 8 Rec.
11/25/1951	vs. Chicago Bears	Mac Speedie	144 Yards, 6 Rec.
10/27/1951	vs. New York Giants	Dub Jones	116 Yards, 7 Rec.
09/30/1951	at San Francisco 49ers	Dub Jones	143 Yards, 5 Rec.
12/10/1950	at Washington Redskins	Dub Jones	161 Yards, 10 Rec.
10/15/1950	vs. Chicago Cardinals	Dante Lavelli	131 Yards, 6 Rec.
10/15/1950	vs. Chicago Cardinals	Mac Speedie	106 Yards, 6 Rec.
09/24/1950	at Baltimore Colts	Dante Lavelli	115 Yards, 5 Rec.
09/16/1950	at Philadelphia Eagles	Mac Speedie	109 Yards, 7 Rec.
12/24/1950	vs. Los Angeles Rams (playoffs)	Dante Lavelli	128 Yards, 11 Rec.



# RECORDS

## THE LAST TIME (REGULAR SEASON)

---

### Punt Returned For a TD

By Browns	Eric Metcalf, 73 yards (10/23/1994 vs. Cincinnati Bengals)
By Opponent	Troy Brown, 85 yards (12/09/2001 vs. New England Patriots)

### Kickoff Returned For a TD

By Browns	Randy Baldwin, 85 yards (09/04/1994 at Cincinnati Bengals)
By Opponent	Dennis Gentry, 91 yards (09/07/1986 at Chicago Bears)

### Interception Returned For a TD

By Browns	Anthony Henry, 97 yards (12/16/2001 vs. Jacksonville Jaguars)
By Opponent	Tyrone Williams, 69 yards (12/23/2001 at Green Bay Packers)

### Fumble Returned For a TD

By Browns	Courtney Brown, 25 yards (11/04/2001 at Chicago Bears)
By Opponent	Troy Edwards, 32 yards (01/06/2002 at Pittsburgh Steelers)

### Punt Blocked

By Browns	James Williams (10/10/1999 vs. Cincinnati Bengals)
By Opponent	Bubba McDowell (11/21/1993 vs. Houston Oilers)

### Shutout Scored

By Browns	Cleveland Browns 18, Cincinnati Bengals 0 (11/25/2001)
By Opponent	Tennessee Titans 24, Cleveland Browns 0 (12/17/2000)

### PAT Unsuccessful

By Browns	Phil Dawson (11/25/2001 vs. Cincinnati Bengals)
By Opponent	Ryan Longwell (12/23/2001 at Green Bay Packers)

### Field Goal Blocked

By Browns	Orpheus Roye (09/10/2000 at Cincinnati Bengals)
By Opponent	Eric Thomas (11/03/1991 at Cincinnati Bengals)

### Safety Scored

By Browns	Orpheus Roye (11/11/2001 vs. Pittsburgh Steelers)
By Opponent	Holding penalty against Cleveland in end zone (10/29/2000 vs. Cincinnati Bengals)

### 100 Yards Rushing

By Browns	Jamel White, 131 yards (12/23/2001 at Green Bay Packers)
By Opponent	Eddie George, 130 yards (12/30/2001 at Tennessee Titans)

### 400 Yards Passing

By Browns	Bernie Kosar, 414 yards (28-of-46) (11/23/1986 vs. Pittsburgh Steelers)
By Opponent	Warren Moon, 414 yards (32-of-51) (12/23/1989 at Houston Oilers)

### 500 Yards Total Offense

By Browns	536 yards (11/23/1986 vs. Pittsburgh Steelers)
By Opponent	521 yards (01/02/1983 at Pittsburgh Steelers)



## EXTRA POINTS

### CLEVELAND BROWNS STADIUM



The Browns are back and they are here to stay. Cleveland Browns Stadium is home not only to a storied football franchise but also to a dedicated, ardent, passionate group of people—the only group that can lay claim to the title of “World’s Greatest Fans.” At Cleveland Browns Stadium, fans take pride in supporting their team in a safe, enthusiastic and family-oriented atmosphere. This special combination of sportsmanship and exhilaration makes Sunday afternoons with the Browns a memorable and momentous experience.

Building Cleveland Browns Stadium on the hallowed ground of the old Municipal Stadium honored some of the greatest athletic endeavors of the 20th century. There’s no better place than on the lakefront to construct a new home for the Cleveland Browns than where legendary coach Paul Brown established Cleveland’s first football dynasty in the 1940s. No other site could have been as appropriate as the field where 14 Cleveland Browns – Jim Brown, Paul Brown, Len Ford, Frank Gatski, Otto Graham, Lou Groza, Leroy Kelly, Dante Lavelli, Mike McCormack, Bobby Mitchell, Marion Motley, Ozzie Newsome, Paul Warfield and Bill Willis – established their credentials for induction into the Professional Football Hall of Fame in nearby Canton.

While the location of the Stadium honored the glorious history of athletic achievements in Cleveland, Cleveland Browns Stadium is a celebration of the city’s renaissance, drawing people to the lakefront every day. The crown jewel of the Northcoast Harbor, Cleveland Browns Stadium is located next to the Rock and Roll Hall of Fame and Great Lakes Science Center. When visiting the Stadium, it is impossible to miss the distinctive architectural design of the columns, beams and notches in the seating bowl. These spacious gaps allow visitors get an inside perspective of the Stadium and field when the Browns are away and allow ticket holders to see the downtown skyline during the game. While on the south side of the Stadium, Browns fans find it hard to resist a tour through Gridiron Square. Here fans can catch a game and a bite to eat at The Grille, wander through the Hall of Fame and reminisce about previous Browns players, and grab a personalized Browns jersey at the Team Shop.

At night, Cleveland Browns Stadium lights up the lakefront. Beams and columns are highlighted by a halo of light that can be seen from downtown and the Northcoast Harbor. Day or night, whether the team is playing home or away, Cleveland Browns Stadium brings a new excitement to Brownstown USA.

The best team, the best fans, the best facility. Welcome to Cleveland Browns Stadium.

**STADIUM FACTS & INFORMATION**

- Architect: HOK Sports Facilities Group.
- Construction Manager: Huber, Hunt & Nichols.
- Seating Capacity: over 73,200.
- 8,754 Club Seats.
- 10,644 Dawg Pound Seats (bleacher seating).
- 147 Luxury Suites.
- ADA Seating: Capable of providing over 1,436 wheelchair-accessible seats.
- Cost: In excess of \$290 million with contributions from the city, state, county, Regional Transit Authority, Cleveland Browns and Cleveland Tomorrow.
- Gridiron Square Dining, Retail and Entertainment Area: A 12,000-square-foot area that includes the Team Shop, The Grille and the Pepsi Cleveland Browns Hall of Fame Museum.
- Groundbreaking: May 15, 1997.
- Scoreboards: Cleveland Browns Stadium features one of the largest and most capable video screens in any NFL Stadium. The Prostar VideoPlus display boards are located behind each end zone and measure approximately 27 feet high by 94 feet wide. They are capable of displaying live video and instant replays, as well as game information, player and team statistics, advertising, graphics and animation in 16.7 million colors.
- Stadium Gates:
  - Cleveland Clinic Sports Health Gate – southwest corner
  - National City Gate – southeast corner
  - STERIS Gate – northeast corner
  - FirstEnergy Gate – northwest corner
- Playing Field: The field is a Kentucky Bluegrass irrigated field with a sand-soil root zone and an underground heating system containing nine boilers and 40 miles of underground piping. The heating system will keep the field from freezing and extend the growing season of the turf.
- 12 Ticket windows.
- Six escalators, nine passenger elevators and two freight elevators.
- Seat widths: 19–21".
- Restrooms: 41 women's, 30 men's and 12 family. Fixtures include 900 toilets, 390 urinals and 200 sinks.
- Concession Stands: 41 permanent concession stands and 71 portable concession stands, with a total of 567 points of sale (which exceeds the industry standard of one point of sale per every 200 guests).
- The Browns locker room is 11,000 square feet and the Stadium features two visiting team locker rooms each being 5,600 square feet and one officials' locker room at 1,600 square feet.
- Two OfficeMax Club Lounges located on the North (30,000 square feet) and South (28,000 square feet) sides of the Stadium.
- Stadium lighting system features 592 light fixtures, 528 1,500 watt conventional metal halide fixtures with an additional 64 1,500 watt double-ended hot-restart fixtures.
- 640 speakers (435,000 watt audio system) in the seating bowl.
- 24,703 trees, plants and flowers.
- There are 2,475,000 ft. (469 miles) of telecommunications, security, broadcast and audio system cable.

# EXTRA POINTS


## CLEVELAND BROWNS STADIUM

- Footprint: 31-acre site.
- Facility Area: 1.64 million square feet.
- The Stadium is a concrete and glass structure. Pre-cast concrete and cast in-place was used for the upper concourse. Natural stone accents were used at the base of the Stadium.
- The concrete superstructure used more than 600 truckloads of concrete, which is equivalent to 60,000 yards, 1,620,000 cubic feet, with a weight of approximately 235,000,000 pounds.
- Superstructure contains 5,300 tons, or 10,600,000 pounds of reinforced steel.
- There are over 771,400 square feet of masonry walls.
- More than 829,100 construction masonry units were laid, and over 50,500 ground face units.
- The base course of the Stadium is made of over 14,500 square feet of granite.
- 1,200 tons of coolant using air chillers and glycol chilled water.
- 11.65 miles of plumbing pipe includes storm, sanitary, vent, water and gas piping.
- Plumbing system contains two 2,500-gallon storage tanks.
- Almost 700 pieces of heating, ventilation and air conditioning equipment include 100 electric base-board heaters, 167 electric cabinet heaters, 233 electric unit heaters and 194 fan cooling units.
- Total linear feet of railing – 56,186.
- Number of rolling doors – 32.
- Field has been designed to accommodate international soccer as well, with dimensions of 69 yards by 114 yards.
- State-of-the-art press box seats more than 250 media personnel and is located on the South side of the Stadium.
- Stadium Dimensions: 933 feet wide, 695 feet long, 171 feet high.



Cleveland Browns Stadium

The Cleveland Browns Training and Administrative Complex is located in Berea, Ohio, on 13 acres of land. The building, which originally opened in August 1991, was renovated in the spring of 1999 and is currently undergoing renovations and expansion. The current renovations include an expanded weight room (7,500 sq. ft.), a new players lounge and 120 new theater seats in the team meeting room. The addition to the administration building is scheduled to be completed by the end of 2002 and will feature a dynamic media center, including a media work room, press conference room, interview rooms and media flex space. The expansion will also include office space, storage and a new shipping/receiving area. Upon completion, the facility will span 90,000 sq. ft.



Existing features in the state-of-the-art facility include a field house of 60,000 sq. ft. with a 70-yard field, a 3,100 sq. ft. athletic training room, a 1,280 sq. ft. team meeting room, individual meeting rooms for position meetings, a 2,700 sq. ft. players locker room with room for more than 90 lockers and a restaurant-style kitchen for meal preparation. The complex also hosts three regulation-size natural grass practice fields ideal for year-round football operations, including the team's training camps.

**2002 TRAINING CAMP**

The Cleveland Browns begin preparations for the 2002 season by officially opening training camp on July 26 at the club's training and administrative complex in Berea, Ohio. Training camp practices conclude in mid-August.

All practices are open to the public free of charge. Fans can park in the team-owned parking lot across the street from the team's facility or in legal parking spaces on surrounding streets.

**FAN/MEDIA PARKING DIRECTIONS**

From North: Take I-71 South to Route 237. Follow Route 237 South to Eastland Road. Turn left onto Eastland Road and continue to Lou Groza Boulevard (formerly First Avenue). Turn right onto Lou Groza Boulevard, the Browns training facility is on the left. Fan/Media parking is across the street from the training facility on the right.

From South: Take I-71 North to the Bagley Road, Exit 235. Take Bagley Road left heading west to Front Street. Turn right on Front Street and continue to Lou Groza Boulevard (First Avenue). Turning right onto Lou Groza Boulevard, the Browns training facility is on the right. Fan/Media parking is across the street from the training facility on the left.

From East: Take I-480 West to Route 237 South. Follow Route 237 South to Eastland Road. Turn left onto Eastland Road and continue to Lou Groza Boulevard (First Avenue). Turn right onto Lou Groza Boulevard, the Browns training facility is on the left. Fan/Media parking is across the street from the training facility on the right.

From West: Take I-480 East to Grayton Road. Right on Grayton Road and continue to Brookpark Road. Turn left onto Brookpark Road to Route 237 South. Right on Route 237 South and follow to Eastland Road. Turn left onto Eastland Road and continue to Lou Groza Boulevard (First Avenue). Turn right onto Lou Groza Boulevard, the Browns training facility is on the left. Fan/Media parking is across the street from the training facility on the right.

**CLEVELAND BROWNS TRAINING CAMP HISTORY**

The training and administrative complex is host to the Browns 2002 training camp, which marks the eighth time (1992-95, 1999-2002) the Browns have conducted training camp at the facility.

Bowling Green State University .....	1946-51
Hiram College .....	1952-74
Kent State University .....	1975-81
Lakeland Community College .....	1982-91
Berea .....	1992-95, 1999-2002

## EXTRA POINTS

### CLEVELAND BROWNS LOCAL TELEVISION

The Cleveland Browns awarded local television broadcast rights to WKYC-TV 3. The NBC affiliate broadcasts all of the Browns' preseason games and also produces a weekly coach's show and Sunday pre-game and post-game shows.

#### PRESEASON TELEVISION ANNOUNCERS

The announcing team for Cleveland Browns preseason games on WKYC-TV 3 consists of Don Criqui and Todd Blackledge. Criqui, a veteran sports announcer, provides play-by-play coverage and Blackledge, a former NFL quarterback, adds color commentary for the Browns games on TV 3.

Criqui rejoined NFL coverage on CBS in 1998, doing play-by-play. Previously, he had worked at CBS Sports for 12 years and with NBC Sports for 19 years. Criqui joined NBC Sports as a football play-by-play announcer in 1979. In 1992, he served as host of NBC/Cablevision's pay-per-view coverage of the Summer Olympics from Barcelona, Spain. He has called Notre Dame football, NBA, golf, auto racing and 14 Orange Bowl games. Criqui has hosted Wimbledon, World Cup soccer and called play-by-play for NBC Radio's coverage of the NFL and Super Bowls XX and XXI.

Blackledge, a seven-year National Football League veteran and former Penn State starting quarterback, joined CBS Sports in 1999 as lead analyst for college football coverage. He served as a football analyst for ABC Sports and ESPN from 1994-1998. In addition, Blackledge also worked Philadelphia Eagles preseason games for the Eagle TV Network. A native of Canton, Ohio, Blackledge and his family reside in the Akron/Canton area.

#### WKYC TV-3 PRESEASON PROGRAMMING

##### Browns Pregame Huddle

Preseason Pregame Show

Aug. 10, Aug. 17, Aug. 30

##### Preseason Games

Cleveland Browns at Minnesota Vikings: Saturday, Aug. 10 at 8:00 p.m.

Detroit Lions at Cleveland Browns: Saturday, Aug. 17 at 8:00 p.m.

Carolina Panthers at Cleveland Browns: Friday, Aug. 30 at 8:00 p.m.

#### WKYC TV-3 WEEKLY BROWNS PROGRAMMING

##### McDonalds Browns Tonight

Sundays at 11:30 p.m. (30 minutes) – 21 shows

Premieres Aug. 11

##### Inside the Huddle with Butch Davis

Mondays at 7:00 p.m. (30 minutes) – 20 shows

Premieres Aug. 12

##### Browns Pregame Huddle

Sundays at 11:30 a.m. (30 minutes) – 16 shows

Premieres Sept. 8





The Cleveland Browns awarded radio broadcast rights to Clear Channel Communications. WMMS (100.7 FM) is the flagship station of the Browns Radio Network, and Browns-related programming is featured on other Clear Channel stations as well. The radio network includes nearly 40 affiliates and reaches Browns fans in five states.

The talent line-up for the Cleveland Browns Radio Network Broadcast Team features WKYC Channel 3 Sports Director Jim Donovan as the play-by-play announcer; former Browns offensive tackle Doug Dieken as analyst; WTAM Sports Director Mike Snyder as the host of all game day programming; WTAM Sports Anchor Casey Coleman as field and locker room reporter; and former Browns cornerback Hanford Dixon provides analysis on the pregame show.

Donovan takes the game from kickoff to final play. Donovan began his Cleveland career in 1985 as weekend sports anchor for Channel 3 and handled play-by-play for NBC Sports' NFL games from 1987-97. In addition, he received an Emmy for "Browns '92: The Next Step" and for his report in 1990 on Bob Golic's farewell to the Cleveland Browns. Before coming to Cleveland, he provided play-by-play basketball and hockey coverage for the Satellite News Channel in Burlington, Vt. He also served for one season as play-by-play announcer for the Vermont Reds, a Cincinnati Reds minor league baseball team.

Dieken, a former Browns player and radio color talent, analyzes the action. Dieken played 14 seasons at left tackle for the Browns and is one of only 12 men in the history of the NFL to play in over 200 consecutive games. Following his retirement from football, Dieken became one of the voices of the Browns sharing the Browns Radio Network microphone with Jim Mueller, Casey Coleman and the late Nev Chandler.

Snyder hosts all game day programming including pregame, halftime and postgame. With over 20 years of sports broadcasting experience, Snyder hosted the pregame and halftime show on the Browns Radio Network from 1986-89. He currently hosts the pregame, postgame and halftime shows for the NBA Cleveland Cavaliers and handles TV play-by-play for the WNBA Cleveland Rockers. Additionally, Snyder hosted the Cleveland Indians Radio Network pre-game show for two seasons.

Coleman covers all field, sideline and locker room reporting. Son of legendary Cleveland Browns football play-by-play announcer Ken Coleman, Casey is no stranger to sports. With almost 25 years of sports broadcasting under his belt, he brings two seasons (1994 and '95) of Cleveland Browns play-by-play experience with partner Doug Dieken and currently hosts "Tribe Insider", WTAM's Cleveland Indians pregame show.

Dixon, a former first round draft pick of the Browns in 1981, provides analysis for the Countdown to Kickoff pregame show. Dixon played cornerback for nine seasons with the Browns and totaled 26 career interceptions and was named all-pro on three occasions.



# EXTRA POINTS

## CLEVELAND BROWNS RADIO NETWORK

### RADIO AFFILIATES

City	Call Letters	Frequency
<b>Ohio</b>		
Akron	WAKR	1590 AM
Ashland	WNCO	1340 AM
Ashtabula	WFUN	970 AM
Athens	WATH	970 AM
Bucyrus	WQEL	92.7 FM
Cadiz	WCDK	106.3 FM
Canton	WHBC	1480 AM
Celina	WKKI	94.3 FM
Chillicothe	WCHI	1350 AM
Cleveland	<b>WMMS/WTAM</b>	<b>100.7 FM/1100 AM</b>
Columbus	WFJX	105.7 FM
Dayton	WONE	980 AM
Defiance	WDFM	98.1 FM
Dover	WJER	1450 AM
Elyria	WEOL	930 AM
Findlay	WQTL	106.3 FM
Fostoria	WFOB	1430 AM
Lima	WBUK	107.5 FM
Mansfield	WMAN	1400 AM
Marietta	WJAW	630 AM
Marion	WMRN	1490 AM
Mt. Vernon	WMVO	1300 AM
Newark	WHTH	790 AM
Painesville	WBKC	1460 AM
Portsmouth	WNXT	99.3 FM/1260 AM
Sandusky	WMJK/WLEC	100.9 FM/1450 AM
Toledo	WIOT	104.7 FM
Wooster	WQKT	104.5 FM
Youngstown	WNCD/WKBN	93.3 FM/570 AM
Zanesville	WHIZ	1240 AM
<b>Kentucky</b>		
Lexington	WLAP	630 AM
<b>New York</b>		
Hornell	WLEA	1480 AM
Rochester	WYSL	1040 AM
<b>Pennsylvania</b>		
Corry	WEYZ/WWCB	1530 AM/1370 AM
Erie	WJET	1400 AM
<b>West Virginia</b>		
Parkersburg	WJAW	100.9 FM



Browns Backers Worldwide, the official worldwide fan club of the Cleveland Browns, is considered to be the largest organized fan club in all of professional sports with over 265 Browns Backers Worldwide Clubs encompassing over 27,000 worldwide members.

Browns Backers Worldwide exists as a non-profit organization to actively support and positively promote the Cleveland Browns. Browns Backers Clubs organize various activities and events to represent and cheer on the Browns including gathering for game days, marching in parades and teeing off at golf outings. During the

2001 season, clubs raised over \$80,000 for local and national charities and the Cleveland Browns Foundation.

Official Browns Backers Worldwide Members receive exclusive benefits, opportunities and the most up-to-date information on the Cleveland Browns including:

- Special Browns Backers Ticket Offering
- Invitation to the Cleveland Browns Draft Day Party
- Browns Backers Saturday Night Pep Rallies at the Gridiron Square
- 10% discount at the Team Shop at Gridiron Square
- Browns Backers Worldwide Day at Training Camp
- Browns Backers Worldwide Membership Card
- Browns Backers Exclusive Merchandise Offers

For more information on the Browns Backers Worldwide, please visit [www.clevelandbrowns.com](http://www.clevelandbrowns.com), or contact the BBW Coordinator at 440.891.5153.



**True Colors:** The Pittsburgh Browns Backers demonstrate their pride in the Browns.

# EXTRA POINTS

## 2002 NFL PRESEASON SCHEDULE

(All times local)

### HALL OF FAME WEEKEND – AUGUST 3-5

#### Saturday, Aug. 3

San Francisco vs. Washington .....10:00 p.m. (ET) (ESPN)  
American Bowl, Osaka, Japan

#### Monday, Aug. 5

Houston vs. New York Giants .....8:00 p.m. (ET) (ABC)  
Pro Football Hall of Fame Game, Canton, Ohio

### WEEK 1 – AUGUST 8-12

#### Thursday, Aug. 8

New York Jets at Pittsburgh .....8:00 p.m. (ET) (ESPN)

#### Friday, Aug. 9

Cincinnati at Buffalo .....7:30 p.m. (ET)  
Detroit at Baltimore.....8:00 p.m. (ET)  
Jacksonville at Atlanta .....7:30 p.m. (ET)  
Oakland at Dallas .....8:00 p.m. (CT)

#### Saturday, Aug. 10

Arizona at San Diego .....7:00 p.m. (PT)  
Cleveland at Minnesota .....7:00 p.m. (CT)  
Denver at Chicago (Champaign, Ill.) .....7:00 p.m. (CT)  
Green Bay at Philadelphia .....7:30 p.m. (ET)  
Houston at New Orleans .....7:00 p.m. (CT)  
Indianapolis at Seattle .....7:00 p.m. (PT)  
Kansas City at San Francisco .....6:00 p.m. (PT)  
New England at New York Giants .....8:00 p.m. (ET)  
St. Louis at Tennessee .....7:00 p.m. (CT)  
Washington at Carolina .....8:00 p.m. (ET)

#### Monday, Aug. 12

Miami at Tampa Bay .....8:00 p.m. (ET) (ESPN)

### WEEK 2 – AUGUST 15-19

#### Thursday, Aug. 15

Oakland at Tennessee .....7:00 p.m. (CT) (ESPN)  
New Orleans at Miami .....7:00 p.m. (ET)  
New York Jets at Baltimore .....8:00 p.m. (ET)

#### Friday, Aug. 16

Chicago at St. Louis .....7:00 p.m. (CT) (FOX)  
Minnesota at Buffalo .....7:30 p.m. (ET)  
Seattle at San Diego .....8:00 p.m. (PT)  
Tampa Bay at Jacksonville .....7:00 p.m. (ET)

#### Saturday, Aug. 17

Philadelphia at New England .....8:00 p.m. (ET) (CBS)  
Cincinnati at Indianapolis.....7:00 p.m. (EST)  
Dallas at Carolina .....8:00 p.m. (ET)  
Detroit at Cleveland.....8:00 p.m. (ET)  
Green Bay at Arizona.....7:00 p.m. (MST)  
Houston at Kansas City.....7:30 p.m. (CT)  
New York Giants at Atlanta .....4:00 p.m. (ET)

# EXTRA POINTS

## 2002 NFL PRESEASON SCHEDULE

### Sunday, Aug. 18

Pittsburgh at Washington .....8:00 p.m. (ET)

### Monday, Aug. 19

San Francisco at Denver .....6:00 p.m. (MT) (ABC)

## WEEK 3 – AUGUST 22-26

### Thursday, Aug. 22

San Diego at St. Louis .....8:00 p.m. (CT) (CBS)

### Friday, Aug. 23

Baltimore at Philadelphia .....8:00 p.m. (ET) (FOX)

Carolina at New England .....8:00 p.m. (ET)

Jacksonville at Chicago (Champaign, IL) .....7:00 p.m. (CT)

Tennessee at Minnesota .....7:00 p.m. (CT)

### Saturday, Aug. 24

Atlanta at Dallas .....7:00 p.m. (CT)

Buffalo at Indianapolis .....7:00 p.m. (EST)

Denver at Arizona .....7:00 p.m. (MST)

Kansas City at Seattle .....7:00 p.m. (PT)

Miami at Houston .....7:00 p.m. (CT)

New Orleans at Cincinnati .....7:30 p.m. (ET)

New York Giants at New York Jets .....8:00 p.m. (ET)

Pittsburgh at Detroit .....12:30 p.m. (ET)

San Francisco at Oakland .....6:00 p.m. (PT)

Washington at Tampa Bay .....8:00 p.m. (ET)

### Monday, Aug. 26

Cleveland at Green Bay .....7:00 p.m. (CT) (ABC)

## WEEK 4 – AUGUST 28-30

### Wednesday, Aug. 28

San Diego at San Francisco .....6:00 p.m. (PT)

### Thursday, Aug. 29

Arizona at Oakland .....6:00 p.m. (PT)

Atlanta at Cincinnati .....7:30 p.m. (ET)

Baltimore at New York Giants .....8:00 p.m. (ET)

Buffalo at Detroit .....8:00 p.m. (ET)

Chicago at Miami .....7:00 p.m. (ET)

Dallas at Jacksonville .....8:00 p.m. (ET)

Minnesota at Pittsburgh .....7:30 p.m. (ET)

New England at Washington .....8:00 p.m. (ET)

Seattle at Denver .....7:00 p.m. (MT)

### Friday, Aug. 30

Carolina at Cleveland .....8:00 p.m. (ET)

Indianapolis at New Orleans .....6:00 p.m. (CT)

Philadelphia at New York Jets .....7:30 p.m. (ET)

St. Louis at Kansas City .....7:30 p.m. (CT)

Tampa Bay at Houston .....7:00 p.m. (CT)

Tennessee at Green Bay .....7:00 p.m. (CT)

# EXTRA POINTS

## 2002 NFL SCHEDULE

(Sunday games grouped by early, late-afternoon and evening starts; Listed alphabetically by home team)  
(All times local)

### FIRST WEEKEND (FOX-TV NATIONAL WEEKEND)

#### Thursday, Sept. 5

San Francisco at New York Giants.....8:30 p.m. (ET)

#### Sunday, Sept. 8

New York Jets at Buffalo .....1:00 p.m. (ET)

Baltimore at Carolina .....1:00 p.m. (ET)

Minnesota at Chicago (Champaign, Ill.) .....12:00 p.m. (CT)

San Diego at Cincinnati .....1:00 p.m. (ET)

Kansas City at Cleveland .....1:00 p.m. (ET)

Atlanta at Green Bay.....12:00 p.m. (CT)

Indianapolis at Jacksonville .....1:00 p.m. (ET)

Detroit at Miami.....1:00 p.m. (ET)

Philadelphia at Tennessee .....12:00 p.m. (CT)

Arizona at Washington .....1:00 p.m. (ET)

St. Louis at Denver.....2:15 p.m. (MT)

Seattle at Oakland .....1:15 p.m. (PT)

New Orleans at Tampa Bay .....4:15 p.m. (ET)

Dallas at Houston .....7:30 p.m. (CT)

#### Monday, Sept. 9

Pittsburgh at New England.....9:00 p.m. (ET)

### SECOND WEEKEND (CBS-TV NATIONAL WEEKEND)

#### Sunday, Sept. 15

Chicago at Atlanta .....1:00 p.m. (ET)

Tampa Bay at Baltimore .....1:00 p.m. (ET)

Detroit at Carolina .....1:00 p.m. (ET)

Cincinnati at Cleveland .....1:00 p.m. (ET)

Tennessee at Dallas.....12:00 p.m. (CT)

Miami at Indianapolis.....12:00 p.m. (EST)

Jacksonville at Kansas City .....12:00 p.m. (CT)

Green Bay at New Orleans.....12:00 p.m. (CT)

New England at New York Jets .....1:00 p.m. (ET)

New York Giants at St. Louis .....3:05 p.m. (CT)

Arizona at Seattle .....1:05 p.m. (PT)

Buffalo at Minnesota.....3:15 p.m. (CT)

Houston at San Diego.....1:15 p.m. (PT)

Denver at San Francisco .....1:15 p.m. (PT)

Oakland at Pittsburgh .....8:30 p.m. (ET)

#### Monday, Sept. 16

Philadelphia at Washington .....9:00 p.m. (ET)

### THIRD WEEKEND (FOX-TV NATIONAL WEEKEND)

#### Sunday, Sept. 22

(Open Dates: Baltimore, Jacksonville, Oakland, Pittsburgh)

New Orleans at Chicago (Champaign, Ill.) .....12:00 p.m. (CT)

Indianapolis at Houston .....12:00 p.m. (CT)

New York Jets at Miami .....1:00 p.m. (ET)

**Sunday, Sept. 22 (continued)**

Carolina at Minnesota.....	12:00 p.m. (CT)
Kansas City at New England .....	1:00 p.m. (ET)
Dallas at Philadelphia .....	1:00 p.m. (ET)
Cleveland at Tennessee .....	12:00 p.m. (CT)
San Diego at Arizona.....	1:05 p.m. (MST)
Buffalo at Denver .....	2:05 p.m. (MT)
Green Bay at Detroit .....	4:15 p.m. (ET)
Seattle at New York Giants.....	4:15 p.m. (ET)
Washington at San Francisco.....	1:15 p.m. (PT)
Cincinnati at Atlanta .....	8:30 p.m. (ET)

**Monday, Sept. 23**

St. Louis at Tampa Bay .....	9:00 p.m. (ET)
------------------------------	----------------

**FOURTH WEEKEND (CBS-TV NATIONAL WEEKEND)**

**Sunday, Sept. 29**

(Open Dates: Atlanta, Indianapolis, San Francisco, Washington)

Chicago at Buffalo.....	1:00 p.m. (ET)
New Orleans at Detroit .....	1:00 p.m. (ET)
Carolina at Green Bay.....	12:00 p.m. (CT)
New York Jets at Jacksonville .....	1:00 p.m. (ET)
Miami at Kansas City .....	12:00 p.m. (CT)
Houston at Philadelphia .....	1:00 p.m. (ET)
Cleveland at Pittsburgh.....	1:00 p.m. (ET)
Dallas at St. Louis .....	12:00 p.m. (CT)
New York Giants at Arizona .....	1:05 p.m. (MST)
Tampa Bay at Cincinnati .....	4:05 p.m. (ET)
Tennessee at Oakland .....	1:15 p.m. (PT)
New England at San Diego .....	1:15 p.m. (PT)
Minnesota at Seattle .....	5:30 p.m. (PT)

**Monday, Sept. 30**

Denver at Baltimore .....	9:00 p.m. (ET)
---------------------------	----------------

**FIFTH WEEKEND (FOX-TV NATIONAL WEEKEND)**

**Sunday, Oct. 6**

(Open Dates: Detroit, Houston, Minnesota, Seattle)

Tampa Bay at Atlanta .....	1:00 p.m. (ET)
Oakland at Buffalo.....	1:00 p.m. (ET)
Arizona at Carolina .....	1:00 p.m. (ET)
New York Giants at Dallas .....	12:00 p.m. (CT)
Cincinnati at Indianapolis.....	12:00 p.m. (EST)
New England at Miami .....	1:00 p.m. (ET)
Pittsburgh at New Orleans .....	12:00 p.m. (CT)
Washington at Tennessee.....	12:00 p.m. (CT)
San Diego at Denver .....	2:05 p.m. (MT)
Kansas City at New York Jets.....	4:05 p.m. (ET)
Philadelphia at Jacksonville .....	4:15 p.m. (ET)
St. Louis at San Francisco .....	1:15 p.m. (PT)
Baltimore at Cleveland .....	8:30 p.m. (ET)

# EXTRA POINTS

## 2002 NFL SCHEDULE

### Monday, Oct. 7

Green Bay at Chicago (Champaign, Ill.) .....8:00 p.m. (CT)

### SIXTH WEEKEND (CBS-TV NATIONAL WEEKEND)

#### Sunday, Oct. 13

(Open Dates: Arizona, Chicago, NY Jets, Philadelphia)

Pittsburgh at Cincinnati .....1:00 p.m. (ET)

Carolina at Dallas .....12:00 p.m. (CT)

Buffalo at Houston .....12:00 p.m. (CT)

Baltimore at Indianapolis .....12:00 p.m. (EST)

Detroit at Minnesota .....12:00 p.m. (CT)

Green Bay at New England .....1:00 p.m. (ET)

Atlanta at New York Giants .....1:00 p.m. (ET)

Jacksonville at Tennessee .....12:00 p.m. (CT)

New Orleans at Washington .....1:00 p.m. (ET)

Oakland at St. Louis .....3:15 p.m. (CT)

Kansas City at San Diego .....1:15 p.m. (PT)

Cleveland at Tampa Bay .....4:15 p.m. (ET)

Miami at Denver .....6:30 p.m. (MT)

#### Monday, Oct. 14

San Francisco at Seattle .....6:00 p.m. (PT)

### SEVENTH WEEKEND (FOX-TV NATIONAL WEEKEND)

#### Sunday, Oct. 20

(Open Dates: Cincinnati, New England, NY Giants, Tennessee)

Carolina at Atlanta .....1:00 p.m. (ET)

Jacksonville at Baltimore .....1:00 p.m. (ET)

Chicago at Detroit .....1:00 p.m. (ET)

Denver at Kansas City .....12:00 p.m. (CT)

Buffalo at Miami .....1:00 p.m. (ET)

San Francisco at New Orleans .....12:00 p.m. (CT)

Minnesota at New York Jets .....1:00 p.m. (ET)

Tampa Bay at Philadelphia .....1:00 p.m. (ET)

Seattle at St. Louis .....12:00 p.m. (CT)

Houston at Cleveland .....4:05 p.m. (ET)

San Diego at Oakland .....1:05 p.m. (PT)

Dallas at Arizona .....1:15 p.m. (MST)

Washington at Green Bay .....3:15 p.m. (CT)

#### Monday, Oct. 21

Indianapolis at Pittsburgh .....9:00 p.m. (ET)

### EIGHTH WEEKEND (CBS-TV NATIONAL WEEKEND)

#### Sunday, Oct. 27

(Open Dates: Green Bay, Miami, St. Louis, San Diego)

Pittsburgh at Baltimore .....1:00 p.m. (ET)

Detroit at Buffalo .....1:00 p.m. (ET)

Tampa Bay at Carolina .....1:00 p.m. (ET)

Tennessee at Cincinnati .....1:00 p.m. (ET)

Seattle at Dallas .....12:00 p.m. (CT)

Oakland at Kansas City .....12:00 p.m. (CT)



**Sunday, Oct. 27 (continued)**

Chicago at Minnesota .....	12:00 p.m. (CT)
Atlanta at New Orleans.....	12:00 p.m. (CT)
Cleveland at New York Jets .....	1:00 p.m. (ET)
Arizona at San Francisco .....	1:05 p.m. (PT)
Houston at Jacksonville .....	4:15 p.m. (ET)
Denver at New England .....	4:15 p.m. (ET)
Indianapolis at Washington .....	8:30 p.m. (ET)

**Monday, Oct. 28**

New York Giants at Philadelphia .....	9:00 p.m. (ET)
---------------------------------------	----------------

**NINTH WEEKEND (FOX-TV NATIONAL WEEKEND)**

**Sunday, Nov. 3**

(Open Dates: Carolina, Denver, Kansas City, New Orleans)

Baltimore at Atlanta .....	1:00 p.m. (ET)
New England at Buffalo .....	1:00 p.m. (ET)
Philadelphia at Chicago (Champaign, Ill.).....	12:00 p.m. (CT)
Pittsburgh at Cleveland.....	1:00 p.m. (ET)
Dallas at Detroit .....	1:00 p.m. (ET)
Cincinnati at Houston .....	12:00 p.m. (CT)
Tennessee at Indianapolis .....	1:00 p.m. (ET)
Minnesota at Tampa Bay .....	1:00 p.m. (ET)
New York Jets at San Diego.....	1:05 p.m. (PT)
St. Louis at Arizona .....	2:15 p.m. (MT)
San Francisco at Oakland .....	1:15 p.m. (PT)
Washington at Seattle.....	1:15 p.m. (PT)
Jacksonville at New York Giants .....	8:30 p.m. (ET)

**Monday, Nov. 4**

Miami at Green Bay .....	8:00 p.m. (CT)
--------------------------	----------------

**TENTH WEEKEND (CBS-TV NATIONAL WEEKEND)**

**Sunday, Nov. 10**

(Open Dates: Buffalo, Cleveland, Dallas, Tampa Bay)

Cincinnati at Baltimore .....	1:00 p.m. (ET)
New Orleans at Carolina.....	1:00 p.m. (ET)
Detroit at Green Bay .....	12:00 p.m. (CT)
New York Giants at Minnesota .....	12:00 p.m. (CT)
Indianapolis at Philadelphia .....	1:00 p.m. (ET)
Atlanta at Pittsburgh .....	1:00 p.m. (ET)
San Diego at St. Louis .....	12:00 p.m. (CT)
Houston at Tennessee.....	12:00 p.m. (CT)
Seattle at Arizona .....	2:05 p.m. (MT)
Washington at Jacksonville .....	4:05 p.m. (ET)
New England at Chicago (Champaign, Ill.).....	3:15 p.m. (CT)
Kansas City at San Francisco .....	1:15 p.m. (PT)
Miami at New York Jets .....	8:30 p.m. (ET)

**Monday, Nov. 11**

Oakland at Denver .....	7:00 p.m. (MT)
-------------------------	----------------

# EXTRA POINTS

## 2002 NFL SCHEDULE

### ELEVENTH WEEKEND (CBS-TV NATIONAL WEEKEND)

#### Sunday, Nov. 17

New Orleans at Atlanta	1:00 p.m. (ET)
Cleveland at Cincinnati	1:00 p.m. (ET)
Dallas at Indianapolis	1:00 p.m. (ET)
Buffalo at Kansas City	12:00 p.m. (CT)
Baltimore at Miami	1:00 p.m. (ET)
Green Bay at Minnesota	12:00 p.m. (CT)
Washington at New York Giants	1:00 p.m. (ET)
Arizona at Philadelphia	1:00 p.m. (ET)
Pittsburgh at Tennessee	12:00 p.m. (CT)
San Francisco at San Diego	1:05 p.m. (PT)
Carolina at Tampa Bay	4:05 p.m. (ET)
New York Jets at Detroit	4:15 p.m. (ET)
Jacksonville at Houston	3:15 p.m. (CT)
Denver at Seattle	1:15 p.m. (PT)
New England at Oakland	5:30 p.m. (PT)

#### Monday, Nov. 18

Chicago at St. Louis	8:00 p.m. (CT)
----------------------	----------------

### TWELFTH WEEKEND (FOX-TV NATIONAL WEEKEND)

#### Sunday, Nov. 24

Tennessee at Baltimore	1:00 p.m. (ET)
Atlanta at Carolina	1:00 p.m. (ET)
Detroit at Chicago (Champaign, Ill.)	12:00 p.m. (CT)
Jacksonville at Dallas	12:00 p.m. (CT)
San Diego at Miami	1:00 p.m. (ET)
Minnesota at New England	1:00 p.m. (ET)
Cleveland at New Orleans	12:00 p.m. (CT)
Buffalo at New York Jets	1:00 p.m. (ET)
Cincinnati at Pittsburgh	1:00 p.m. (ET)
Green Bay at Tampa Bay	1:00 p.m. (ET)
Oakland at Arizona	2:05 p.m. (MT)
Kansas City at Seattle	1:05 p.m. (PT)
New York Giants at Houston	3:15 p.m. (CT)
St. Louis at Washington	4:15 p.m. (ET)
Indianapolis at Denver	6:30 p.m. (MT)

#### Monday, Nov. 25

Philadelphia at San Francisco	6:00 p.m. (PT)
-------------------------------	----------------

### THIRTEENTH WEEKEND (FOX-TV NATIONAL WEEKEND)

#### Thursday, Nov. 28

New England at Detroit	12:30 p.m. (ET)
Washington at Dallas	3:05 p.m. (CT)

#### Sunday, Dec. 1

Miami at Buffalo	1:00 p.m. (ET)
Baltimore at Cincinnati	1:00 p.m. (ET)
Carolina at Cleveland	1:00 p.m. (ET)
Chicago at Green Bay	12:00 p.m. (CT)
Pittsburgh at Jacksonville	1:00 p.m. (ET)

**Sunday, Dec. 1 (continued)**

Arizona at Kansas City .....	12:00 p.m. (CT)
Atlanta at Minnesota .....	12:00 p.m. (CT)
Tennessee at New York Giants .....	1:00 p.m. (ET)
Houston at Indianapolis .....	4:05 p.m. (ET)
Denver at San Diego .....	1:05 p.m. (PT)
St. Louis at Philadelphia .....	4:15 p.m. (ET)
Seattle at San Francisco .....	1:15 p.m. (PT)
Tampa Bay at New Orleans .....	7:30 p.m. (CT)

**Monday, Dec. 2**

New York Jets at Oakland .....	6:00 p.m. (PT)
--------------------------------	----------------

**FOURTEENTH WEEKEND (CBS-TV NATIONAL WEEKEND)**

**Sunday, Dec. 8**

Cincinnati at Carolina .....	1:00 p.m. (ET)
San Francisco at Dallas .....	12:00 p.m. (CT)
Cleveland at Jacksonville .....	1:00 p.m. (ET)
St. Louis at Kansas City .....	12:00 p.m. (CT)
Buffalo at New England .....	1:00 p.m. (ET)
Houston at Pittsburgh .....	1:00 p.m. (ET)
Atlanta at Tampa Bay .....	1:00 p.m. (ET)
Indianapolis at Tennessee .....	12:00 p.m. (CT)
New York Giants at Washington .....	1:00 p.m. (ET)
Detroit at Arizona .....	2:05 p.m. (MT)
New Orleans at Baltimore .....	4:05 p.m. (ET)
Philadelphia at Seattle .....	1:05 p.m. (PT)
Denver at New York Jets .....	4:15 p.m. (ET)
Oakland at San Diego .....	1:15 p.m. (PT)
Minnesota at Green Bay .....	7:30 p.m. (CT)

**Monday, Dec. 9**

Chicago at Miami .....	9:00 p.m. (ET)
------------------------	----------------

**FIFTEENTH WEEKEND (FOX-TV NATIONAL WEEKEND)**

**Sunday, Dec. 15**

Seattle at Atlanta .....	1:00 p.m. (ET)
San Diego at Buffalo .....	1:00 p.m. (ET)
New York Jets at Chicago (Champaign, Ill.) .....	12:00 p.m. (CT)
Jacksonville at Cincinnati .....	1:00 p.m. (ET)
Indianapolis at Cleveland .....	1:00 p.m. (ET)
Tampa Bay at Detroit .....	1:00 p.m. (ET)
Baltimore at Houston .....	12:00 p.m. (CT)
Oakland at Miami .....	1:00 p.m. (ET)
Minnesota at New Orleans .....	12:00 p.m. (CT)
Washington at Philadelphia .....	1:00 p.m. (ET)
Carolina at Pittsburgh .....	1:00 p.m. (ET)
Kansas City at Denver .....	2:05 p.m. (MT)
Dallas at New York Giants .....	4:15 p.m. (ET)
Green Bay at San Francisco .....	1:15 p.m. (PT)
Arizona at St. Louis .....	7:30 p.m. (CT)

# EXTRA POINTS

## 2002 NFL SCHEDULE

### Monday, Dec. 16

New England at Tennessee .....8:00 p.m. (CT)

### SIXTEENTH WEEKEND (CBS-TV NATIONAL WEEKEND)

#### Saturday, Dec. 21

Miami at Minnesota .....12:30 p.m. (CT)

San Francisco at Arizona .....3:00 p.m. (MT)

Philadelphia at Dallas .....7:30 p.m. (CT)

#### Sunday, Dec. 22

Detroit at Atlanta .....1:00 p.m. (ET)

Chicago at Carolina .....1:00 p.m. (ET)

New Orleans at Cincinnati .....1:00 p.m. (ET)

Buffalo at Green Bay .....12:00 p.m. (CT)

New York Giants at Indianapolis .....1:00 p.m. (ET)

Tennessee at Jacksonville .....1:00 p.m. (ET)

San Diego at Kansas City .....12:00 p.m. (CT)

Houston at Washington .....1:00 p.m. (ET)

St. Louis at Seattle .....1:05 p.m. (PT)

Cleveland at Baltimore .....4:15 p.m. (ET)

Denver at Oakland .....1:15 p.m. (PT)

New York Jets at New England .....8:30 p.m. (ET)

#### Monday, Dec. 23

Pittsburgh at Tampa Bay .....9:00 p.m. (ET)

### SEVENTEENTH WEEKEND (FOX-TV NATIONAL WEEKEND)

#### Saturday, Dec. 28

Philadelphia at New York Giants .....1:30 p.m. (ET)

Kansas City at Oakland .....2:00 p.m. (PT)

#### Sunday, Dec. 29

Cincinnati at Buffalo .....1:00 p.m. (ET)

Atlanta at Cleveland .....1:00 p.m. (ET)

Minnesota at Detroit .....1:00 p.m. (ET)

Tennessee at Houston .....12:00 p.m. (CT)

Miami at New England .....1:00 p.m. (ET)

Carolina at New Orleans .....12:00 p.m. (CT)

Baltimore at Pittsburgh .....1:00 p.m. (ET)

Dallas at Washington .....1:00 p.m. (ET)

Jacksonville at Indianapolis .....4:05 p.m. (ET)

Arizona at Denver .....2:15 p.m. (MT)

Green Bay at New York Jets .....4:15 p.m. (ET)

Seattle at San Diego .....1:15 p.m. (PT)

Tampa Bay at Chicago (Champaign, Ill.) .....7:30 p.m. (CT)

#### Monday, Dec. 30

San Francisco at St. Louis .....8:00 p.m. (CT)

(All times local. All games Sunday unless otherwise noted.)

**BALTIMORE RAVENS**

Sept. 8	at Carolina.....	1:00 p.m.
Sept. 15	TAMPA BAY .....	1:00 p.m.
Sept. 22	OPEN DATE .....	
Sept. 30	DENVER (Mon.) .....	9:00 p.m.
Oct. 6	at Cleveland .....	8:30 p.m.
Oct. 13	at Indianapolis .....	12:00 p.m.
Oct. 20	JACKSONVILLE .....	1:00 p.m.
Oct. 27	PITTSBURGH .....	1:00 p.m.
Nov. 3	at Atlanta.....	1:00 p.m.
Nov. 10	CINCINNATI .....	1:00 p.m.
Nov. 17	at Miami .....	1:00 p.m.
Nov. 24	TENNESSEE .....	1:00 p.m.
Dec. 1	at Cincinnati .....	1:00 p.m.
Dec. 8	NEW ORLEANS .....	1:00 p.m.
Dec. 15	at Houston .....	12:00 p.m.
Dec. 22	CLEVELAND .....	4:15 p.m.
Dec. 29	at Pittsburgh .....	1:00 p.m.

**BUFFALO BILLS**

Sept. 8	NEW YORK JETS .....	1:00 p.m.
Sept. 15	at Minnesota.....	3:15 p.m.
Sept. 22	at Denver.....	2:05 p.m.
Sept. 29	CHICAGO .....	1:00 p.m.
Oct. 6	OAKLAND .....	1:00 p.m.
Oct. 13	at Houston .....	12:00 p.m.
Oct. 20	at Miami .....	1:00 p.m.
Oct. 27	DETROIT .....	1:00 p.m.
Nov. 3	NEW ENGLAND .....	1:00 p.m.
Nov. 10	OPEN DATE .....	
Nov. 17	at Kansas City.....	12:00 p.m.
Nov. 24	at New York Jets .....	1:00 p.m.
Dec. 1	MIAMI .....	1:00 p.m.
Dec. 8	at New England .....	1:00 p.m.
Dec. 15	SAN DIEGO .....	1:00 p.m.
Dec. 22	CLEVELAND .....	4:15 p.m.
Dec. 22	at Green Bay.....	12:00 p.m.
Dec. 29	CINCINNATI .....	1:00 p.m.

**CINCINNATI BENGALS**

Sept. 8	SAN DIEGO.....	1:00 p.m.
Sept. 15	at Cleveland .....	1:00 p.m.
Sept. 22	at Atlanta.....	8:30 p.m.
Sept. 29	TAMPA BAY .....	4:05 p.m.
Oct. 6	at Indianapolis .....	12:00 p.m.
Oct. 13	PITTSBURGH .....	1:00 p.m.
Oct. 20	OPEN DATE .....	
Oct. 27	TENNESSEE .....	1:00 p.m.
Nov. 3	at Houston .....	12:00 p.m.
Nov. 10	at Baltimore .....	1:00 p.m.
Nov. 17	CLEVELAND .....	1:00 p.m.

# EXTRA POINTS

## 2002 AFC TEAM SCHEDULES

### CINCINNATI BENGALS (continued)

Nov. 24	at Pittsburgh .....	1:00 p.m.
Dec. 1	BALTIMORE .....	1:00 p.m.
Dec. 8	at Carolina.....	1:00 p.m.
Dec. 15	JACKSONVILLE .....	1:00 p.m.
Dec. 22	NEW ORLEANS .....	1:00 p.m.
Dec. 29	at Buffalo.....	1:00 p.m.

### CLEVELAND BROWNS

Sept. 8	KANSAS CITY.....	1:00 p.m.
Sept. 15	CINCINNATI .....	1:00 p.m.
Sept. 22	at Tennessee.....	12:00 p.m.
Sept. 29	at Pittsburgh.....	1:00 p.m.
Oct. 6	BALTIMORE .....	8:30 p.m.
Oct. 13	at Tampa Bay .....	4:15 p.m.
Oct. 20	HOUSTON.....	4:05 p.m.
Oct. 27	at New York Jets .....	1:00 p.m.
Nov. 3	PITTSBURGH .....	1:00 p.m.
Nov. 10	OPEN DATE	
Nov. 17	at Cincinnati .....	1:00 p.m.
Nov. 24	at New Orleans.....	12:00 p.m.
Dec. 1	CAROLINA .....	1:00 p.m.
Dec. 8	at Jacksonville .....	1:00 p.m.
Dec. 15	INDIANAPOLIS .....	1:00 p.m.
Dec. 22	at Baltimore .....	4:15 p.m.
Dec. 29	ATLANTA.....	1:00 p.m.

### DENVER BRONCOS

Sept. 8	ST. LOUIS .....	2:15 p.m.
Sept. 15	at San Francisco.....	1:15 p.m.
Sept. 22	BUFFALO.....	2:05 p.m.
Sept. 30	at Baltimore (Mon.) .....	9:00 p.m.
Oct. 6	SAN DIEGO.....	2:05 p.m.
Oct. 13	MIAMI .....	6:30 p.m.
Oct. 20	at Kansas City.....	12:00 p.m.
Oct. 27	at New England .....	4:15 p.m.
Nov. 3	OPEN DATE	
Nov. 11	OAKLAND (Mon.).....	7:00 p.m.
Nov. 17	at Seattle.....	1:15 p.m.
Nov. 24	INDIANAPOLIS .....	6:30 p.m.
Dec. 1	at San Diego.....	1:05 p.m.
Dec. 8	at New York Jets .....	4:15 p.m.
Dec. 15	KANSAS CITY.....	2:05 p.m.
Dec. 22	at Oakland.....	1:15 p.m.
Dec. 29	ARIZONA.....	2:15 p.m.

### HOUSTON TEXANS

Sept. 8	DALLAS.....	7:30 p.m.
Sept. 15	at San Diego.....	1:15 p.m.
Sept. 22	INDIANAPOLIS .....	12:00 p.m.
Sept. 29	at Philadelphia .....	1:00 p.m.
Oct. 6	OPEN DATE	

**HOUSTON TEXANS** *(continued)*

Oct. 13	BUFFALO.....	12:00 p.m.
Oct. 20	at Cleveland .....	4:05 p.m.
Oct. 27	at Jacksonville .....	4:15 p.m.
Nov. 3	CINCINNATI .....	12:00 p.m.
Nov. 10	at Tennessee.....	12:00 p.m.
Nov. 17	JACKSONVILLE .....	3:15 p.m.
Nov. 24	NEW YORK GIANTS .....	3:15 p.m.
Dec. 1	at Indianapolis .....	4:05 p.m.
Dec. 8	at Pittsburgh .....	1:00 p.m.
Dec. 15	BALTIMORE .....	12:00 p.m.
Dec. 22	at Washington .....	1:00 p.m.
Dec. 29	TENNESSEE .....	12:00 p.m.

**INDIANAPOLIS COLTS**

Sept. 8	at Jacksonville .....	1:00 p.m.
Sept. 15	MIAMI .....	12:00 p.m.
Sept. 22	at Houston .....	12:00 p.m.
Sept. 29	OPEN DATE	
Oct. 6	CINCINNATI .....	12:00 p.m.
Oct. 13	BALTIMORE .....	12:00 p.m.
Oct. 21	at Pittsburgh (Mon.).....	9:00 p.m.
Oct. 27	at Washington .....	8:30 p.m.
Nov. 3	TENNESSEE .....	1:00 p.m.
Nov. 10	at Philadelphia .....	1:00 p.m.
Nov. 17	DALLAS.....	1:00 p.m.
Nov. 24	at Denver.....	6:30 p.m.
Dec. 1	HOUSTON.....	4:05 p.m.
Dec. 8	at Tennessee.....	12:00 p.m.
Dec. 15	at Cleveland .....	1:00 p.m.
Dec. 22	NEW YORK GIANTS .....	1:00 p.m.
Dec. 29	JACKSONVILLE .....	4:05 p.m.

**JACKSONVILLE JAGUARS**

Sept. 8	INDIANAPOLIS .....	1:00 p.m.
Sept. 15	at Kansas City.....	12:00 p.m.
Sept. 22	OPEN DATE	
Sept. 29	NEW YORK JETS .....	1:00 p.m.
Oct. 6	PHILADELPHIA .....	4:15 p.m.
Oct. 13	at Tennessee.....	12:00 p.m.
Oct. 20	at Baltimore .....	1:00 p.m.
Oct. 27	HOUSTON.....	4:15 p.m.
Nov. 3	at New York Giants .....	8:30 p.m.
Nov. 10	WASHINGTON .....	4:05 p.m.
Nov. 17	at Houston .....	3:15 p.m.
Nov. 24	at Dallas .....	12:00 p.m.
Dec. 1	PITTSBURGH .....	1:00 p.m.
Dec. 8	CLEVELAND .....	1:00 p.m.
Dec. 15	at Cincinnati .....	1:00 p.m.
Dec. 22	TENNESSEE .....	1:00 p.m.
Dec. 29	at Indianapolis .....	4:05 p.m.

# EXTRA POINTS

## 2002 AFC TEAM SCHEDULES

### KANSAS CITY CHIEFS

Sept. 8	at Cleveland .....	1:00 p.m.
Sept. 15	JACKSONVILLE .....	12:00 p.m.
Sept. 22	at New England .....	1:00 p.m.
Sept. 29	MIAMI .....	12:00 p.m.
Oct. 6	at New York Jets .....	4:05 p.m.
Oct. 13	at San Diego .....	1:15 p.m.
Oct. 20	DENVER .....	12:00 p.m.
Oct. 27	OAKLAND .....	12:00 p.m.
Nov. 3	OPEN DATE	
Nov. 10	at San Francisco .....	1:15 p.m.
Nov. 17	BUFFALO .....	12:00 p.m.
Nov. 24	at Seattle .....	1:05 p.m.
Dec. 1	ARIZONA .....	12:00 p.m.
Dec. 8	ST. LOUIS .....	12:00 p.m.
Dec. 15	at Denver .....	2:05 p.m.
Dec. 22	SAN DIEGO .....	12:00 p.m.
Dec. 28	at Oakland (Sat.) .....	2:00 p.m.

### MIAMI DOLPHINS

Sept. 8	DETROIT .....	1:00 p.m.
Sept. 15	at Indianapolis .....	12:00 p.m.
Sept. 22	NEW YORK JETS .....	1:00 p.m.
Sept. 29	at Kansas City .....	12:00 p.m.
Oct. 6	NEW ENGLAND .....	1:00 p.m.
Oct. 13	at Denver .....	6:30 p.m.
Oct. 20	BUFFALO .....	1:00 p.m.
Oct. 27	OPEN DATE	
Nov. 4	at Green Bay (Mon.) .....	8:00 p.m.
Nov. 10	at New York Jets .....	8:30 p.m.
Nov. 17	BALTIMORE .....	1:00 p.m.
Nov. 24	SAN DIEGO .....	1:00 p.m.
Dec. 1	at Buffalo .....	1:00 p.m.
Dec. 9	CHICAGO (Mon.) .....	9:00 p.m.
Dec. 15	OAKLAND .....	1:00 p.m.
Dec. 21	at Minnesota (Sat.) .....	12:30 p.m.
Dec. 29	at New England .....	1:00 p.m.

### NEW ENGLAND PATRIOTS

Sept. 9	PITTSBURGH (Mon.) .....	9:00 p.m.
Sept. 15	at New York Jets .....	1:00 p.m.
Sept. 22	KANSAS CITY .....	1:00 p.m.
Sept. 29	at San Diego .....	1:15 p.m.
Oct. 6	at Miami .....	1:00 p.m.
Oct. 13	GREEN BAY .....	1:00 p.m.
Oct. 20	OPEN DATE	
Oct. 27	DENVER .....	4:15 p.m.
Nov. 3	at Buffalo .....	1:00 p.m.
Nov. 10	at Chicago (Champaign, Ill.) .....	3:15 p.m.
Nov. 17	at Oakland .....	5:30 p.m.
Nov. 24	MINNESOTA .....	1:00 p.m.
Nov. 28	at Detroit (Thu.) .....	12:30 p.m.



**NEW ENGLAND PATRIOTS** *(continued)*

Dec. 8	BUFFALO.....	1:00 p.m.
Dec. 16	at Tennessee (Mon.).....	8:00 p.m.
Dec. 22	NEW YORK JETS .....	8:30 p.m.
Dec. 29	MIAMI .....	1:00 p.m.

**NEW YORK JETS**

Sept. 8	at Buffalo.....	1:00 p.m.
Sept. 15	NEW ENGLAND .....	1:00 p.m.
Sept. 22	at Miami .....	1:00 p.m.
Sept. 29	at Jacksonville .....	1:00 p.m.
Oct. 6	KANSAS CITY.....	4:05 p.m.
Oct. 13	OPEN DATE .....	
Oct. 20	MINNESOTA .....	1:00 p.m.
Oct. 27	CLEVELAND .....	1:00 p.m.
Nov. 3	at San Diego .....	1:05 p.m.
Nov. 10	MIAMI .....	8:30 p.m.
Nov. 17	at Detroit .....	4:15 p.m.
Nov. 24	BUFFALO.....	1:00 p.m.
Dec. 2	at Oakland (Mon.) .....	6:00 p.m.
Dec. 8	DENVER .....	4:15 p.m.
Dec. 15	at Chicago (Champaign, Ill.) .....	12:00 p.m.
Dec. 22	at New England .....	8:30 p.m.
Dec. 29	GREEN BAY .....	4:15 p.m.

**OAKLAND RAIDERS**

Sept. 8	SEATTLE .....	1:15 p.m.
Sept. 15	at Pittsburgh .....	8:30 p.m.
Sept. 22	OPEN DATE .....	
Sept. 29	TENNESSEE .....	1:15 p.m.
Oct. 6	at Buffalo.....	1:00 p.m.
Oct. 13	at St. Louis .....	3:15 p.m.
Oct. 20	SAN DIEGO.....	1:05 p.m.
Oct. 27	at Kansas City.....	12:00 p.m.
Nov. 3	SAN FRANCISCO .....	1:15 p.m.
Nov. 11	at Denver (Mon.) .....	7:00 p.m.
Nov. 17	NEW ENGLAND .....	5:30 p.m.
Nov. 24	at Arizona .....	2:05 p.m.
Dec. 2	NEW YORK JETS (Mon.) .....	6:00 p.m.
Dec. 8	at San Diego .....	1:15 p.m.
Dec. 15	at Miami .....	1:00 p.m.
Dec. 22	DENVER .....	1:15 p.m.
Dec. 28	KANSAS CITY (Sat.).....	2:00 p.m.

**PITTSBURGH STEELERS**

Sept. 9	at New England (Mon.) .....	9:00 p.m.
Sept. 15	OAKLAND .....	8:30 p.m.
Sept. 22	OPEN DATE .....	
Sept. 29	CLEVELAND .....	1:00 p.m.
Oct. 6	at New Orleans.....	12:00 p.m.
Oct. 13	at Cincinnati .....	1:00 p.m.
Oct. 21	INDIANAPOLIS (Mon.).....	9:00 p.m.

## EXTRA POINTS

### 2002 AFC TEAM SCHEDULES

#### PITTSBURGH STEELERS *(continued)*

Oct. 27	at Baltimore .....	1:00 p.m.
Nov. 3	at Cleveland .....	1:00 p.m.
Nov. 10	ATLANTA.....	1:00 p.m.
Nov. 17	at Tennessee.....	12:00 p.m.
Nov. 24	CINCINNATI .....	1:00 p.m.
Dec. 1	at Jacksonville .....	1:00 p.m.
Dec. 8	HOUSTON.....	1:00 p.m.
Dec. 15	CAROLINA .....	1:00 p.m.
Dec. 23	at Tampa Bay (Mon.) .....	9:00 p.m.
Dec. 29	BALTIMORE .....	1:00 p.m.

#### SAN DIEGO CHARGERS

Sept. 8	at Cincinnati .....	1:00 p.m.
Sept. 15	HOUSTON.....	1:15 p.m.
Sept. 22	at Arizona .....	1:05 p.m.
Sept. 29	NEW ENGLAND .....	1:15 p.m.
Oct. 6	at Denver.....	2:05 p.m.
Oct. 13	KANSAS CITY.....	1:15 p.m.
Oct. 20	at Oakland.....	1:05 p.m.
Oct. 27	OPEN DATE .....	
Nov. 3	NEW YORK JETS .....	1:05 p.m.
Nov. 10	at St. Louis .....	12:00 p.m.
Nov. 17	SAN FRANCISCO .....	1:05 p.m.
Nov. 24	at Miami .....	1:00 p.m.
Dec. 1	DENVER .....	1:05 p.m.
Dec. 8	OAKLAND .....	1:15 p.m.
Dec. 15	at Buffalo.....	1:00 p.m.
Dec. 22	at Kansas City.....	12:00 p.m.
Dec. 29	SEATTLE .....	1:15 p.m.

#### TENNESSEE TITANS

Sept. 8	PHILADELPHIA .....	12:00p
Sept. 15	at Dallas.....	12:00p
Sept. 22	CLEVELAND .....	12:00p
Sept. 29	at Oakland .....	1:15p
Oct. 6	WASHINGTON .....	12:00p
Oct. 13	JACKSONVILLE.....	12:00p
Oct. 20	OPEN DATE .....	
Oct. 27	at Cincinnati .....	1:00p
Nov. 3	at Indianapolis .....	1:00p
Nov. 10	HOUSTON .....	12:00p
Nov. 17	PITTSBURGH.....	12:00p
Nov. 24	at Baltimore.....	1:00p
Dec. 1	at New York Giants.....	1:00p
Dec. 8	INDIANAPOLIS .....	12:00p
Dec. 16	NEW ENGLAND (Mon.) .....	8:00p
Dec. 22	at Jacksonville .....	1:00p
Dec. 29	at Houston.....	12:00p

(All times local. All games Sunday unless otherwise noted.)

**ARIZONA CARDINALS**

Sept. 8	at Washington .....	1:00 p.m.
Sept. 15	at Seattle.....	1:05 p.m.
Sept. 22	SAN DIEGO.....	1:05 p.m.
Sept. 29	NEW YORK GIANTS .....	1:05 p.m.
Oct. 6	at Carolina.....	1:00 p.m.
Oct. 13	OPEN DATE .....	
Oct. 20	DALLAS.....	1:15 p.m.
Oct. 27	at San Francisco.....	1:05 p.m.
Nov. 3	ST. LOUIS .....	2:15 p.m.
Nov. 10	SEATTLE .....	2:05 p.m.
Nov. 17	at Philadelphia .....	1:00 p.m.
Nov. 24	OAKLAND .....	2:05 p.m.
Dec. 1	at Kansas City.....	12:00 p.m.
Dec. 8	DETROIT .....	2:05 p.m.
Dec. 15	at St. Louis .....	7:30 p.m.
Dec. 21	SAN FRANCISCO (Sat.) .....	3:00 p.m.
Dec. 29	at Denver.....	2:15 p.m.

**ATLANTA FALCONS**

Sept. 8	at Green Bay.....	12:00 p.m.
Sept. 15	CHICAGO .....	1:00 p.m.
Sept. 22	CINCINNATI .....	8:30 p.m.
Sept. 29	OPEN DATE .....	
Oct. 6	TAMPA BAY .....	1:00 p.m.
Oct. 13	at New York Giants .....	1:00 p.m.
Oct. 20	CAROLINA .....	1:00 p.m.
Oct. 27	at New Orleans.....	12:00 p.m.
Nov. 3	BALTIMORE .....	1:00 p.m.
Nov. 10	at Pittsburgh .....	1:00 p.m.
Nov. 17	NEW ORLEANS .....	1:00 p.m.
Nov. 24	at Carolina.....	1:00 p.m.
Dec. 1	at Minnesota.....	12:00 p.m.
Dec. 8	at Tampa Bay .....	1:00 p.m.
Dec. 15	SEATTLE .....	1:00 p.m.
Dec. 22	DETROIT .....	1:00 p.m.
Dec. 29	at Cleveland.....	1:00 p.m.

**CAROLINA PANTHERS**

Sept. 8	BALTIMORE .....	1:00 p.m.
Sept. 15	DETROIT .....	1:00 p.m.
Sept. 22	at Minnesota.....	12:00 p.m.
Sept. 29	at Green Bay.....	12:00 p.m.
Oct. 6	ARIZONA.....	1:00 p.m.
Oct. 13	at Dallas .....	12:00 p.m.
Oct. 20	at Atlanta.....	1:00 p.m.
Oct. 27	TAMPA BAY .....	1:00 p.m.
Nov. 3	OPEN DATE .....	
Nov. 10	NEW ORLEANS .....	1:00 p.m.
Nov. 17	at Tampa Bay .....	4:05 p.m.
Nov. 24	ATLANTA.....	1:00 p.m.

# EXTRA POINTS

## 2002 NFC TEAM SCHEDULES

### CAROLINA PANTHERS (continued)

Dec. 1	at Cleveland .....	1:00 p.m.
Dec. 8	CINCINNATI .....	1:00 p.m.
Dec. 15	at Pittsburgh .....	1:00 p.m.
Dec. 22	CHICAGO .....	1:00 p.m.
Dec. 29	at New Orleans.....	12:00 p.m.

### CHICAGO BEARS (HOME GAMES IN CHAMPAIGN, ILL.)

Sept. 8	MINNESOTA .....	12:00 p.m.
Sept. 15	at Atlanta.....	1:00 p.m.
Sept. 22	NEW ORLEANS .....	12:00 p.m.
Sept. 29	at Buffalo.....	1:00 p.m.
Oct. 7	GREEN BAY (Mon.) .....	8:00 p.m.
Oct. 13	OPEN DATE	
Oct. 20	at Detroit .....	1:00 p.m.
Oct. 27	at Minnesota.....	12:00 p.m.
Nov. 3	PHILADELPHIA .....	12:00 p.m.
Nov. 10	NEW ENGLAND .....	3:15 p.m.
Nov. 18	at St. Louis (Mon.) .....	8:00 p.m.
Nov. 24	DETROIT .....	12:00 p.m.
Dec. 1	at Green Bay.....	12:00 p.m.
Dec. 9	at Miami (Mon.) .....	9:00 p.m.
Dec. 15	NEW YORK JETS .....	12:00 p.m.
Dec. 22	at Carolina.....	1:00 p.m.
Dec. 29	TAMPA BAY .....	7:30 p.m.

### DALLAS COWBOYS

Sept. 8	at Houston .....	7:30 p.m.
Sept. 15	TENNESSEE .....	12:00 p.m.
Sept. 22	at Philadelphia .....	1:00 p.m.
Sept. 29	at St. Louis .....	12:00 p.m.
Oct. 6	NEW YORK GIANTS .....	12:00 p.m.
Oct. 13	CAROLINA .....	12:00 p.m.
Oct. 20	at Arizona .....	1:15 p.m.
Oct. 27	SEATTLE .....	12:00 p.m.
Nov. 3	at Detroit .....	1:00 p.m.
Nov. 10	OPEN DATE	
Nov. 17	at Indianapolis .....	1:00 p.m.
Nov. 24	JACKSONVILLE .....	12:00 p.m.
Nov. 28	WASHINGTON (Thu.).....	3:05 p.m.
Dec. 8	SAN FRANCISCO .....	12:00 p.m.
Dec. 15	at New York Giants .....	4:15 p.m.
Dec. 21	PHILADELPHIA (Sat.) .....	7:30 p.m.
Dec. 29	at Washington .....	1:00 p.m.

### DETROIT LIONS

Sept. 8	at Miami .....	1:00 p.m.
Sept. 15	at Carolina.....	1:00 p.m.
Sept. 22	GREEN BAY .....	4:15 p.m.
Sept. 29	NEW ORLEANS .....	1:00 p.m.
Oct. 6	OPEN DATE	
Oct. 13	at Minnesota.....	12:00 p.m.

**DETROIT LIONS** *(continued)*

Oct. 20	CHICAGO .....	1:00 p.m.
Oct. 27	at Buffalo.....	1:00 p.m.
Nov. 3	DALLAS.....	1:00 p.m.
Nov. 10	at Green Bay.....	12:00 p.m.
Nov. 17	NEW YORK JETS .....	4:15 p.m.
Nov. 24	at Chicago (Champaign, Ill.) .....	12:00 p.m.
Nov. 28	NEW ENGLAND (Thu.) .....	12:30 p.m.
Dec. 8	at Arizona .....	2:05 p.m.
Dec. 15	TAMPA BAY .....	1:00 p.m.
Dec. 22	at Atlanta.....	1:00 p.m.
Dec. 29	MINNESOTA.....	1:00 p.m.

**GREEN BAY PACKERS**

Sept. 8	ATLANTA.....	12:00 p.m.
Sept. 15	at New Orleans.....	12:00 p.m.
Sept. 22	at Detroit .....	4:15 p.m.
Sept. 29	CAROLINA .....	12:00 p.m.
Oct. 7	at Chicago (Champaign, Ill.) (Mon) .....	8:00 p.m.
Oct. 13	at New England .....	1:00 p.m.
Oct. 20	WASHINGTON .....	3:15 p.m.
Oct. 27	OPEN DATE	
Nov. 4	MIAMI (Mon.) .....	8:00 p.m.
Nov. 10	DETROIT .....	12:00 p.m.
Nov. 17	at Minnesota.....	12:00 p.m.
Nov. 24	at Tampa Bay .....	1:00 p.m.
Dec. 1	CHICAGO .....	12:00 p.m.
Dec. 8	MINNESOTA .....	7:30 p.m.
Dec. 15	at San Francisco.....	1:15 p.m.
Dec. 22	BUFFALO.....	12:00 p.m.
Dec. 29	at New York Jets .....	4:15 p.m.

**MINNESOTA VIKINGS**

Sept. 8	at Chicago (Champaign, Ill.) .....	12:00 p.m.
Sept. 15	BUFFALO.....	3:15 p.m.
Sept. 22	CAROLINA .....	12:00 p.m.
Sept. 29	at Seattle.....	5:30 p.m.
Oct. 6	OPEN DATE	
Oct. 13	DETROIT .....	12:00 p.m.
Oct. 20	at New York Jets .....	1:00 p.m.
Oct. 27	CHICAGO .....	12:00 p.m.
Nov. 3	at Tampa Bay .....	1:00 p.m.
Nov. 10	NEW YORK GIANTS .....	12:00 p.m.
Nov. 17	GREEN BAY .....	12:00 p.m.
Nov. 24	at New England .....	1:00 p.m.
Dec. 1	ATLANTA.....	12:00 p.m.
Dec. 8	at Green Bay.....	7:30 p.m.
Dec. 15	at New Orleans.....	12:00 p.m.
Dec. 21	MIAMI (Sat.) .....	12:30 p.m.
Dec. 29	at Detroit .....	1:00 p.m.

# EXTRA POINTS

## 2002 NFC TEAM SCHEDULES

### NEW ORLEANS SAINTS

Sept. 8	at Tampa Bay .....	4:15 p.m.
Sept. 15	GREEN BAY .....	12:00 p.m.
Sept. 22	at Chicago (Champaign, Ill.) .....	12:00 p.m.
Sept. 29	at Detroit .....	1:00 p.m.
Oct. 6	PITTSBURGH .....	12:00 p.m.
Oct. 13	at Washington .....	1:00 p.m.
Oct. 20	SAN FRANCISCO .....	12:00 p.m.
Oct. 27	ATLANTA.....	12:00 p.m.
Nov. 3	OPEN DATE	
Nov. 10	at Carolina.....	1:00 p.m.
Nov. 17	at Atlanta.....	1:00 p.m.
Nov. 24	CLEVELAND .....	12:00 p.m.
Dec. 1	TAMPA BAY .....	7:30 p.m.
Dec. 8	at Baltimore .....	1:00 p.m.
Dec. 15	MINNESOTA .....	12:00 p.m.
Dec. 22	at Cincinnati .....	1:00 p.m.
Dec. 29	CAROLINA .....	12:00 p.m.

### NEW YORK GIANTS

Sept. 5	SAN FRANCISCO (Thu.) .....	8:30 p.m.
Sept. 15	at St. Louis .....	3:05 p.m.
Sept. 22	SEATTLE .....	4:15 p.m.
Sept. 29	at Arizona .....	1:05 p.m.
Oct. 6	at Dallas .....	12:00 p.m.
Oct. 13	ATLANTA.....	1:00 p.m.
Oct. 20	OPEN DATE	
Oct. 28	at Philadelphia (Mon.) .....	9:00 p.m.
Nov. 3	JACKSONVILLE .....	8:30 p.m.
Nov. 10	at Minnesota.....	12:00 p.m.
Nov. 17	WASHINGTON .....	1:00 p.m.
Nov. 24	at Houston .....	3:15 p.m.
Dec. 1	TENNESSEE .....	1:00 p.m.
Dec. 8	at Washington .....	1:00 p.m.
Dec. 15	DALLAS.....	4:15 p.m.
Dec. 22	at Indianapolis .....	1:00 p.m.
Dec. 28	PHILADELPHIA (Sat.) .....	1:30 p.m.

### PHILADELPHIA EAGLES

Sept. 8	at Tennessee.....	12:00 p.m.
Sept. 16	at Washington (Mon.) .....	9:00 p.m.
Sept. 22	DALLAS.....	1:00 p.m.
Sept. 29	HOUSTON.....	1:00 p.m.
Oct. 6	at Jacksonville .....	4:15 p.m.
Oct. 13	OPEN DATE	
Oct. 20	TAMPA BAY .....	1:00 p.m.
Oct. 28	NEW YORK GIANTS (Mon.) .....	9:00 p.m.
Nov. 3	at Chicago (Champaign, Ill.) .....	12:00 p.m.
Nov. 10	INDIANAPOLIS .....	1:00 p.m.
Nov. 17	ARIZONA.....	1:00 p.m.
Nov. 25	at San Francisco (Mon.).....	6:00 p.m.
Dec. 1	ST. LOUIS .....	4:15 p.m.

**PHILADELPHIA EAGLES** *(continued)*

Dec. 8	at Seattle.....	1:05 p.m.
Dec. 15	WASHINGTON .....	1:00 p.m.
Dec. 21	at Dallas (Sat.) .....	7:30 p.m.
Dec. 28	at New York Giants (Sat.) .....	1:30 p.m.

**ST. LOUIS RAMS**

Sept. 8	at Denver.....	2:15 p.m.
Sept. 15	NEW YORK GIANTS .....	3:05 p.m.
Sept. 23	at Tampa Bay (Mon.) .....	9:00 p.m.
Sept. 29	DALLAS.....	12:00 p.m.
Oct. 6	at San Francisco.....	1:15 p.m.
Oct. 13	OAKLAND .....	3:15 p.m.
Oct. 20	SEATTLE .....	12:00 p.m.
Oct. 27	OPEN DATE	
Nov. 3	at Arizona .....	2:15 p.m.
Nov. 10	SAN DIEGO.....	12:00 p.m.
Nov. 18	CHICAGO (Mon.) .....	8:00 p.m.
Nov. 24	at Washington .....	4:15 p.m.
Dec. 1	at Philadelphia .....	4:15 p.m.
Dec. 8	at Kansas City.....	12:00 p.m.
Dec. 15	ARIZONA.....	7:30 p.m.
Dec. 22	at Seattle.....	1:05 p.m.
Dec. 30	SAN FRANCISCO (Mon.).....	8:00 p.m.

**SAN FRANCISCO 49ERS**

Sept. 5	at NY Giants (Thu.) .....	8:30 p.m.
Sept. 15	DENVER .....	1:15 p.m.
Sept. 22	WASHINGTON .....	1:15 p.m.
Sept. 29	OPEN DATE	
Oct. 6	ST. LOUIS .....	1:15 p.m.
Oct. 14	at Seattle (Mon.).....	6:00 p.m.
Oct. 20	at New Orleans.....	12:00 p.m.
Oct. 27	ARIZONA.....	1:05 p.m.
Nov. 3	at Oakland.....	1:15 p.m.
Nov. 10	KANSAS CITY.....	1:15 p.m.
Nov. 17	at San Diego .....	1:05 p.m.
Nov. 25	PHILADELPHIA (Mon.) .....	6:00 p.m.
Dec. 1	SEATTLE .....	1:15 p.m.
Dec. 8	at Dallas .....	12:00 p.m.
Dec. 15	GREEN BAY .....	1:15 p.m.
Dec. 21	at Arizona (Sat.) .....	3:00 p.m.
Dec. 30	at St. Louis (Mon.) .....	8:00 p.m.

**SEATTLE SEAHAWKS**

Sept. 8	at Oakland.....	1:15 p.m.
Sept. 15	ARIZONA.....	1:05 p.m.
Sept. 22	at New York Giants .....	4:15 p.m.
Sept. 29	MINNESOTA .....	5:30 p.m.
Oct. 6	OPEN DATE	
Oct. 14	SAN FRANCISCO (Mon.).....	6:00 p.m.
Oct. 20	at St. Louis .....	12:00 p.m.

## EXTRA POINTS

### 2002 NFC TEAM SCHEDULES

Oct. 27	at Dallas .....	12:00 p.m.
Nov. 3	WASHINGTON .....	1:15 p.m.
Nov. 10	at Arizona .....	2:05 p.m.
Nov. 17	DENVER .....	1:15 p.m.
Nov. 24	KANSAS CITY .....	1:05 p.m.
Dec. 1	at San Francisco .....	1:15 p.m.
Dec. 8	PHILADELPHIA .....	1:05 p.m.
Dec. 15	at Atlanta .....	1:00 p.m.
Dec. 22	ST. LOUIS .....	1:05 p.m.
Dec. 29	at San Diego .....	1:15 p.m.

#### TAMPA BAY BUCCANEERS

Sept. 8	NEW ORLEANS .....	4:15 p.m.
Sept. 15	at Baltimore .....	1:00 p.m.
Sept. 23	ST. LOUIS (Mon.) .....	9:00 p.m.
Sept. 29	at Cincinnati .....	4:05 p.m.
Oct. 6	at Atlanta .....	1:00 p.m.
Oct. 13	CLEVELAND .....	4:15 p.m.
Oct. 20	at Philadelphia .....	1:00 p.m.
Oct. 27	at Carolina .....	1:00 p.m.
Nov. 3	MINNESOTA .....	1:00 p.m.
Nov. 10	OPEN DATE	
Nov. 17	CAROLINA .....	4:05 p.m.
Nov. 24	GREEN BAY .....	1:00 p.m.
Dec. 1	at New Orleans .....	7:30 p.m.
Dec. 8	ATLANTA .....	1:00 p.m.
Dec. 15	at Detroit .....	1:00 p.m.
Dec. 23	PITTSBURGH (Mon.) .....	9:00 p.m.
Dec. 29	at Chicago (Champaign, Ill.) .....	7:30 p.m.

#### WASHINGTON REDSKINS

Sept. 8	ARIZONA .....	1:00 p.m.
Sept. 16	PHILADELPHIA (Mon.) .....	9:00 p.m.
Sept. 22	at San Francisco .....	1:15 p.m.
Sept. 29	OPEN DATE	
Oct. 6	at Tennessee .....	12:00 p.m.
Oct. 13	NEW ORLEANS .....	1:00 p.m.
Oct. 20	at Green Bay .....	3:15 p.m.
Oct. 27	INDIANAPOLIS .....	8:30 p.m.
Nov. 3	at Seattle .....	1:15 p.m.
Nov. 10	at Jacksonville .....	4:05 p.m.
Nov. 17	at New York Giants .....	1:00 p.m.
Nov. 24	ST. LOUIS .....	4:15 p.m.
Nov. 28	at Dallas (Thu.) .....	3:05 p.m.
Dec. 8	NEW YORK GIANTS .....	1:00 p.m.
Dec. 15	at Philadelphia .....	1:00 p.m.
Dec. 22	HOUSTON .....	1:00 p.m.
Dec. 29	DALLAS .....	1:00 p.m.



Thursday, Sept. 5	San Francisco at New York Giants (night, ESPN)
Sunday, Sept. 8	St. Louis at Denver (day, FOX) Dallas at Houston (night, ESPN)
Monday, Sept. 9	Pittsburgh at New England (night, ABC)
Sunday, Sept. 15	Denver at San Francisco (day, CBS) Oakland at Pittsburgh (night, ESPN)
Monday, Sept. 16	Philadelphia at Washington (night, ABC)
Sunday, Sept. 22	Washington at San Francisco (day, FOX) Cincinnati at Atlanta (night, ESPN)
Monday, Sept. 23	St. Louis at Tampa Bay (night, ABC)
Sunday, Sept. 29	Tennessee at Oakland (day, CBS) Minnesota at Seattle (night, ESPN)
Monday, Sept. 30	Denver at Baltimore (night, ABC)
Sunday, Oct. 6	St. Louis at San Francisco (day, FOX) Baltimore at Cleveland (night, ESPN)
Monday, Oct. 7	Green Bay at Chicago (night, ABC)
Sunday, Oct. 13	Oakland at St. Louis (day, CBS) Miami at Denver (night, ESPN)
Monday, Oct. 14	San Francisco at Seattle (night, ABC)
Sunday, Oct. 20	Washington at Green Bay (day, FOX)
Monday, Oct. 21	Indianapolis at Pittsburgh (night, ABC)
Sunday, Oct. 27	Denver at New England (day, CBS) Indianapolis at Washington (night, ESPN)
Monday, Oct. 28	New York Giants at Philadelphia (night, ABC)
Sunday, Nov. 3	San Francisco at Oakland (day, FOX) Jacksonville at New York Giants (night, ESPN)
Monday, Nov. 4	Miami at Green Bay (night, ABC)
Sunday, Nov. 10	New England at Chicago (day, CBS) Miami at New York Jets (night, ESPN)
Monday, Nov. 11	Oakland at Denver (night, ABC)
Sunday, Nov. 17	Denver at Seattle (day, CBS) New England at Oakland (night, ESPN)

# EXTRA POINTS

## 2002 NFL REGULAR SEASON NATIONAL TELEVISION GAMES

---

Monday, Nov. 18 .....	Chicago at St. Louis (night, ABC)
Sunday, Nov. 24.....	St. Louis at Washington (day, FOX) Indianapolis at Denver (night, ESPN)
Monday, Nov. 25 .....	Philadelphia at San Francisco (night, ABC)
Thursday, Nov. 28.....	New England at Detroit (day, CBS) Washington at Dallas (day, FOX)
Sunday, Dec. 1.....	St. Louis at Philadelphia (day, FOX) Tampa Bay at New Orleans (night, ESPN)
Monday, Dec. 2 .....	New York Jets at Oakland (night, ABC)
Sunday, Dec. 8 .....	Denver at New York Jets (day, CBS) Minnesota at Green Bay (night, ESPN)
Monday, Dec. 9 .....	Chicago at Miami (night, ABC)
Sunday, Dec. 15.....	Green Bay at San Francisco (day, FOX) Arizona at St. Louis (night, ESPN)
Monday, Dec. 16 .....	New England at Tennessee (night, ABC)
Saturday, Dec. 21 .....	Miami at Minnesota (day, CBS) San Francisco at Arizona (day, FOX) Philadelphia at Dallas (night, ESPN)
Sunday, Dec. 22.....	Denver at Oakland (day, CBS) New York Jets at New England (night, ESPN)
Monday, Dec. 23 .....	Pittsburgh at Tampa Bay (night, ABC)
Saturday, Dec. 28.....	Philadelphia at New York Giants (day, FOX) Kansas City at Oakland (day, CBS)
Sunday, Dec. 29 .....	Green Bay at New York Jets (day, FOX) Tampa Bay at Chicago (night, ESPN)
Monday, Dec. 30 .....	San Francisco at St. Louis (night, ABC)

## EXTRA POINTS

### 2002-2003 NFL PRIMETIME AND POSTSEASON SCHEDULE

(All times local; Thursday/Saturday/Sunday on ESPN, Monday on ABC)

Thursday, Sept. 5	San Francisco at New York Giants (ESPN)	8:30 p.m.
Sunday, Sept. 8	Dallas at Houston (ESPN)	7:30 p.m.
Monday, Sept. 9	Pittsburgh at New England (ABC)	9:00 p.m.
Sunday, Sept. 15	Oakland at Pittsburgh (ESPN)	8:30 p.m.
Monday, Sept. 16	Philadelphia at Washington (ABC)	9:00 p.m.
Sunday, Sept. 22	Cincinnati at Atlanta (ESPN)	8:30 p.m.
Monday, Sept. 23	St. Louis at Tampa Bay (ABC)	9:00 p.m.
Sunday, Sept. 29	Minnesota at Seattle (ESPN)	5:30 p.m.
Monday, Sept. 30	Denver at Baltimore (ABC)	9:00 p.m.
Sunday, Oct. 6	Baltimore at Cleveland (ESPN)	8:30 p.m.
Monday, Oct. 7	Green Bay at Chicago (ABC)	8:00 p.m.
Sunday, Oct. 13	Miami at Denver (ESPN)	6:30 p.m.
Monday, Oct. 14	San Francisco at Seattle (ABC)	6:00 p.m.
Monday, Oct. 21	Indianapolis at Pittsburgh (ABC)	9:00 p.m.
Sunday, Oct. 27	Indianapolis at Washington (ESPN)	8:30 p.m.
Monday, Oct. 28	New York Giants at Philadelphia (ABC)	9:00 p.m.
Sunday, Nov. 3	Jacksonville at New York Giants (ESPN)	8:30 p.m.
Monday, Nov. 4	Miami at Green Bay (ABC)	8:00 p.m.
Sunday, Nov. 10	Miami at New York Jets (ESPN)	8:30 p.m.
Monday, Nov. 11	Oakland at Denver (ABC)	7:00 p.m.
Sunday, Nov. 17	New England at Oakland (ESPN)	5:30 p.m.
Monday, Nov. 18	Chicago at St. Louis (ABC)	8:00 p.m.
Sunday, Nov. 24	Indianapolis at Denver (ESPN)	6:30 p.m.
Monday, Nov. 25	Philadelphia at San Francisco (ABC)	6:00 p.m.
Sunday, Dec. 1	Tampa Bay at New Orleans (ESPN)	7:30 p.m.
Monday, Dec. 2	New York Jets at Oakland (ABC)	6:00 p.m.
Sunday, Dec. 8	Minnesota at Green Bay (ESPN)	7:30 p.m.
Monday, Dec. 9	Chicago at Miami (ABC)	9:00 p.m.
Sunday, Dec. 15	Arizona at St. Louis (ESPN)	7:30 p.m.
Monday, Dec. 16	New England at Tennessee (ABC)	8:00 p.m.
Saturday, Dec. 21	Philadelphia at Dallas (ESPN)	7:30 p.m.
Sunday, Dec. 22	New York Jets at New England (ESPN)	8:30 p.m.
Monday, Dec. 23	Pittsburgh at Tampa Bay (ABC)	9:00 p.m.
Sunday, Dec. 29	Tampa Bay at Chicago (ESPN)	7:30 p.m.
Monday, Dec. 30	San Francisco at St. Louis (ABC)	8:00 p.m.

### POSTSEASON

Saturday, Jan. 4	AFC and NFC Wild Card Playoffs (ABC)
Sunday, Jan. 5	AFC and NFC Wild Card Playoffs (CBS and FOX)
Saturday, Jan. 11	AFC and NFC Divisional Playoffs (CBS and FOX)
Sunday, Jan. 12	AFC and NFC Divisional Playoffs (CBS and FOX)
Sunday, Jan. 19	AFC and NFC Championship Games (CBS and FOX)
Sunday, Jan. 26	Super Bowl XXXVII in San Diego, Calif. (ABC)
Sunday, Feb. 2	AFC-NFC Pro Bowl in Honolulu, Hawaii (ABC)

## EXTRA POINTS

### 2002-2003 NFL CALENDAR

#### 2002

July 22	Signing period ends at 4:00 p.m. ET for unrestricted free agents who received June 1 tender.
Aug. 3	American Bowl, Osaka, Japan - San Francisco 49ers vs. Washington Redskins (ESPN).
Aug. 5	Pro Football Hall of Fame Game - Houston Texans vs. New York Giants (ABC).
Aug. 8-12	First full preseason weekend.
Aug. 27	Roster cutdown to maximum of 65 players.
Sept. 1	Roster cutdown to maximum of 53 players (Houston allowed 56).
Sept. 2	Clubs may establish practice squad of five players.
Sept. 5-9	Kickoff 2002 Weekend.
Sept. 23	Houston roster cutdown to maximum of 53 players.
Oct. 15	Trading deadline.
Oct. 30-31	NFL Fall Meeting, New York City.
Dec. 28-30	Regular season ends.

#### 2003

Jan. 4-5	Wild Card Weekend.
Jan. 11-12	Divisional Playoffs.
Jan. 19	Conference Championships.
Jan. 26	Super Bowl XXXVII, San Diego, Calif. (ABC).
Feb. 3	AFC-NFC Pro Bowl, Honolulu, Hawaii (ABC).
Feb. 20-24	Scouting Combine, Indianapolis, Ind.
March 23-26	NFL Annual Meeting, Phoenix, Ariz.
April 26-27	NFL Draft, New York City.

#### FUTURE SUPER BOWL LOCATIONS

Super Bowl XXXVIII, Houston, Texas, Feb. 1, 2004

Super Bowl XXXIX, Jacksonville, Fla., Feb. 6, 2005

Super Bowl XL, Detroit, Mich., Feb. 5, 2006

**Training Camp:** Credentials for training camp are issued by the Browns' public relations office. Those outlets not covering the club on a daily basis must contact the public relations office one day prior to arrival. ALL media are required to show a photo ID and sign in before attending practice. Credentials must be worn at all times.

Reporters and photographers accredited for camp are requested to remain within designated areas on the perimeter of the fields. No media members will be allowed in the areas between the two practice fields. Photographers and videographers are requested to stand 10 yards off the sidelines. Camera equipment must be attended to at all times. **CAMERA TRIPODS ARE NOT ALLOWED ON THE PRACTICE FIELDS.** The only time for player interviews is at the conclusion of morning practice. Any member of the media wishing to interview a Browns' assistant coach must first receive clearance from the club's public relations department. Please notify anyone on the public relations staff of these requests as soon as possible to ensure your needs can be facilitated. Head Coach Butch Davis will address the media at the conclusion of the morning practice.

**Regular Season:** Only local media will be allowed to attend regular season practices. Reporters and photographers are requested to remain within designated areas on the perimeter of the fields. No media members will be allowed in the areas between the two practice fields. Photographers and videographers are requested to stand 10 yards off the sidelines. Camera equipment must be attended to at all times. **CAMERA TRIPODS ARE NOT ALLOWED ON THE PRACTICE FIELDS.** The Browns locker room will be open for player interviews on Monday from 3:30-4:00 p.m., on Wednesday and Thursday from 11:45 a.m. – 12:15 p.m. and on Friday from 1:00-1:30 p.m. Any member of the media wishing to interview a Browns' assistant coach must first receive clearance from the club's public relations department. Please notify anyone on the public relations staff of these requests as soon as possible to ensure your needs can be facilitated. Head Coach Butch Davis will hold a weekly news conference on Monday at 4:00 p.m. and will be available to the media on Wednesday, Thursday and Friday following practice. There will be no interviews granted on Saturdays during the season except for network TV.



**Todd Stewart**  
Executive Director,  
Publicity/Media  
Relations



**Ken Mather**  
Manager,  
Publicity/Media  
Relations



**Amy Palcic**  
Coordinator,  
Publicity/Media  
Relations



**Nathan Boudreaux**  
Coordinator,  
Publicity/Media  
Relations

## EXTRA POINTS

### CLEVELAND BROWNS STADIUM MEDIA GUIDELINES

---

**Booths:** Radio and television broadcast booths are located to the east of the working press area on the same level.

**Dark Rooms:** Dark rooms are located in the Northwest corridor on the service level.

**Entry:** The media entrance is located on the North side of the Stadium off Erieside Avenue, across from the Port Authority Parking lots.

**Locker Room Access:** Both team locker rooms will be open to press bearing the proper credentials following the NFL-mandated 10-12 minute cooling-off period. The media elevator will transport members of the press that wish to visit the locker room with five minutes remaining in the fourth quarter. To reach either locker room from the press box, simply take the elevators to the Service/Locker Room Level and follow signs or ask for directions from Guest Services staff to home and visitor locker rooms.

**Media Relations:** The Cleveland Browns Communications staff will be located at the East end of the working press box. The Communications staff will also have an office in the press box, located behind the seating on the South side of the working press box area.

**Media Room (Field Level):** The media room, which will serve meals to sideline media prior to the game and at halftime, is located adjacent to the television truck parking area. Flip cards, releases, NFL Insiders and game statistics will also be distributed to sideline media from this room.

**Parking:** Members of the media that obtain parking passes will find parking on the North side of the Stadium. Only media members with properly displayed parking passes will be allowed in the media lot.

**Press Box:** The Cleveland Browns Stadium Press Box houses both print and electronic media on the same level. Upon exiting the media elevator, follow directions to the press box and dining area.

**Pregame Meals:** Pre-game meals will be served buffet style in the spacious press box dining area. While dining, guests may keep up with all of the game action around the National Football League through television monitors mounted above the working area of the press box to display replays, statistics, scores and action from around the league.

**Postgame Interview Areas:** Following the conclusion of the game, the head coach for each team will address the media from designated interview areas.


**Statistics and Materials:** Statistics will be distributed to each seat throughout the game and full play-by-plays will be available approximately 20 minutes following the conclusion of each contest. The Browns media relations staff will distribute all statistics and material from the copy room located in the Media Room behind the working press box area.


**Will Call:** Members of the media needing to pick up their passes at the game will find the media will-call booth located at the Southwest corner of the Stadium and the press gate entrance is located at the Northwest corner of Cleveland Browns Stadium.

CLEVELAND

**BROWNS.COM**

YOUR FIRST HIT  
FOR BROWNS FOOTBALL





**The Cleveland  
Browns put  
their health  
in our hands.**

**You can too.**

Call toll-free  
to schedule  
an appointment  
or get expert advice  
on your urgent  
sports injury,  
every day,  
7am-11pm.

**877-440-TEAM**

**SPORTS HEALTH**  
  
CLEVELAND CLINIC



# Just put \$25 on your Browns Platinum Plus<sup>SM</sup> Visa<sup>®</sup> credit card...

Dawg collar • Brown and orange face paint • Large sodas  
A couple of hot dawgs • Nachos



## And the hat's on the house!

Kick off a brand new season of Browns heavy-hitting action and power-packed plays by sporting official Browns fan gear. Just request your Browns *Platinum Plus*<sup>SM</sup> Visa card, charge \$25 or more on it—and get ready to receive your FREE Browns floppy hat!



**Get your head in the game...  
and make a play for your FREE  
Browns floppy hat' today!**



### Call 1-800-523-7666

and use Priority Code P7SV



There are costs associated with the use of this credit card. For information about costs, contact MBNA America Bank N.A., the exclusive issuer and administrator of the *Platinum Plus* credit card program, by calling 1-800-523-7666 or by writing to PO Box 15020, Wilmington, DE 19850. TTY users, please call: 1-800-833-6262.

- ◆ This is a one-time offer for new Customers who apply for the Cleveland Browns Visa credit card by calling 1-800-523-7666, are approved for the card and then use the account for a purchase of at least \$25. Purchase must be made on or before March 31, 2003. Limit one (1) floppy hat per new account (est. retail value: \$20). One size fits most. The floppy hat logo will feature the Cleveland Browns logo. No substitutions permitted except by the sponsor, who reserves the right to substitute an item of equal or greater value. Please allow 10-12 weeks for delivery after qualifying. Supplies are limited. MBNA America Bank, N.A., is the sponsor of this offer. The terms of this offer are subject to change. This promotion is provided by MBNA America. Visa is a federally registered trademark of Visa USA, Inc. and is used pursuant to license. MBNA, MBNA America, and *Platinum Plus* are service marks of MBNA America Bank, N.A.

© 2002 MBNA America Bank, N.A.

AD-04-02-0064

**nCG**

NATIONAL COMMUNICATIONS GROUP

NCG AND THE CLEVELAND BROWNS  
ACHIEVING GOALS TOGETHER,  
ON & OFF THE FIELD.

NATIONAL COMMUNICATIONS GROUP  
SPORTS MEDIA DESIGN  
381 PARK AVE. SOUTH  
7TH FLOOR  
NEW YORK NY 10016  
[WWW.NCG.CC](http://WWW.NCG.CC)

CLEVELAND BROWNS 2002 MEDIA GUIDE

